



GumNaaM_Helpers



Mega File for MiD TerM

All Files in ONE FILE

(Handouts_waqar_moaz_junaid_vu toper_orange_monkey)

Alhamdulillah GumNaaM_Helpers Bs..IT/CS ky Tamam Semesters ki tamam Books ki help krty hn.

Group Join krty hi description Read krna na bholyn

Semester Name	Group Link
Bs..IT/CS...smstr:1	https://chat.whatsapp.com/Ciya2X0DI0I8iQ14m0VNNj
Bs..IT/CS...smstr:2	https://chat.whatsapp.com/Kwh85sRK02z1Qk5B7aMR19
Bs..IT/CS...smstr:3	https://chat.whatsapp.com/ljlpdzi8pIA4IQVNUMmNYE
Bs..IT/CS...smstr:4	https://chat.whatsapp.com/CiGpHsSftir0oyhM47WfKh
Bs..IT/CS...smstr:5	https://chat.whatsapp.com/Hf7NWhdW06uCW7Mbt1n4Db
Bs..IT/CS...smstr:6	https://chat.whatsapp.com/DyAoT7VFkwy8DuvryDqm2L
Bs..IT/CS...smstr:7	https://chat.whatsapp.com/ENiyfIDRWatJFPbXCUGYNN
Bs..IT/CS...smstr:8	https://chat.whatsapp.com/Bnkk4n7utpdEuXazHLxRcA

...Paid Service Available for LMS Activities...

Only for those students who are so busy in office or work or job that they can't watch their LMS due to their Busyness

FOR MORE INFO. CONTACT US ONLY WHAT'S APP 0302-1500025

CS605
Software Engineering-II

Table of Content

Table of Content.....	2
Lecture No. 1.....	4
Lecture No. 2.....	12
Lecture No. 3.....	14
Lecture No. 4.....	18
Lecture No. 5.....	23
Lecture No. 6.....	27
Lecture No. 7.....	32
Lecture No. 8.....	35
Lecture No. 9.....	37
Lecture No. 10.....	41
Lecture No. 11.....	46
Lecture No. 12.....	65
Measures, Metrics and Indicators.....	65
Metrics for software quality.....	66
Lecture No. 13.....	67
Lecture No. 14.....	71
Baseline.....	72
Metrics for small organizations.....	72
Lecture No. 15.....	75
Lecture No. 16.....	78
Lecture No. 17.....	80
Lecture No. 18.....	84
Lecture No. 19.....	85
Lecture No. 20.....	88
Lecture No. 21.....	92
Lecture No. 22.....	95
Lecture No. 23.....	99
Lecture No. 24.....	100
Lecture No. 25.....	102
Lecture No. 26.....	104
Lecture No. 27.....	106
Lecture No. 28.....	109
Lecture No. 29.....	112
Lecture No. 30.....	114
Lecture No. 31.....	117
Lecture No. 32.....	118
Lecture No. 33.....	119
Lecture No. 34.....	122
Release Numbering.....	122
Internal Release Numbering.....	122
Lecture No. 35.....	124
Lecture No. 36.....	127
Lecture No. 37.....	132
Lecture No. 38.....	134
Lecture No. 39.....	137
Lecture No. 40.....	140

Lecture No. 41.....	141
Lecture No. 42.....	142
Lecture No. 43.....	153
Lecture No. 44.....	168
Lecture No. 45.....	172

Lecture No. 1

Introduction to Software Engineering

This course is a continuation of the first course on Software Engineering. In order to set the context of our discussion, let us first look at some of the definitions of software engineering.

Software Engineering is the set of processes and tools to develop software. *Software Engineering is the combination of all the tools, techniques, and processes that used in software production.* Therefore Software Engineering encompasses all those things that are used in software production like:

- Programming Language
- Programming Language Design
- Software Design Techniques
- Tools
- Testing
- Maintenance
- Development etc.

So all those thing that are related to software are also related to software engineering.

Some of you might have thought that how programming language design could be related to software engineering. If you look more closely at the software engineering definitions described above then you will definitely see that software engineering is related to all those things that are helpful in software development. So is the case with programming language design. Programming language design is one of the major successes in last fifty years. The design of Ada language was considered as the considerable effort in software engineering.

These days object-oriented programming is widely being used. If programming languages will not support object-orientation then it will be very difficult to implement object-oriented design using object-oriented principles. All these efforts made the basis of software engineering.

Well-Engineered Software

Let's talk something about what is well-engineered software. Well-engineered software is one that has the following characteristics.

- It is reliable
- It has good user-interface
- It has acceptable performance
- It is of good quality
- It is cost-effective

Every company can build software with unlimited resources but well-engineered software is one that conforms to all characteristics listed above.

Software has very close relationship with economics. When ever we talk about engineering systems we always first analyze whether this is economically feasible or not. Therefore you have to engineer all the activities of software development while keeping its economical feasibility intact.

The major challenges for a software engineer is that he has to build software within limited time and budget in a cost-effective way and with good quality

Therefore well-engineered software has the following characteristics.

- Provides the required functionality
- Maintainable
- Reliable
- Efficient
- User-friendly
- Cost-effective

But most of the times software engineers ends up in conflict among all these goals. It is also a big challenge for a software engineer to resolve all these conflicts.

The Balancing Act!

Software Engineering is actually the balancing act. You have to balance many things like cost, user friendliness, Efficiency, Reliability etc. You have to analyze which one is the more important feature for your software is it reliability, efficiency, user friendliness or something else. There is always a trade-off among all these requirements of software. It may be the case that if you try to make it more user-friendly then the efficiency may suffer. And if you try to make it more cost-effective then reliability may suffer. Therefore there is always a trade-off between these characteristics of software.

These requirements may be conflicting. For example, there may be tension among the following:

- Cost vs. Efficiency
- Cost vs. Reliability
- Efficiency vs. User-interface

A

Software Engineer is required to analyze these conflicting entities and tries to strike a balance.

Challenge is to balance these requirements.

Software Engineers always confront with the challenge to make a good balance of all these tings depending on the requirements of the particular software system at hand. He

should analyze how much weight should all these things get such that it will have acceptable quality, acceptable performance and will have acceptable user-interface.

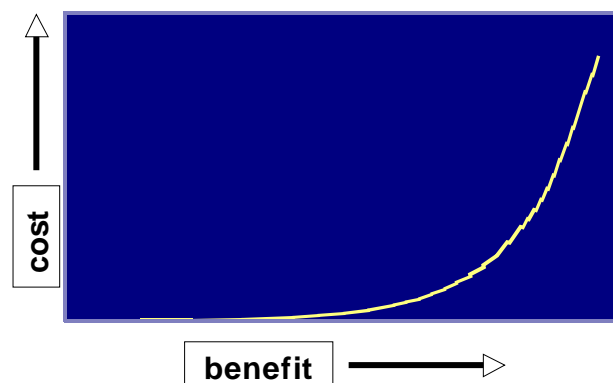
In some software the efficiency is more important and desirable. For example if we talk about a cruise missile or a nuclear reactor controller that are droved by the software systems then performance and reliability is far more important than the cost-effectiveness and user-friendliness. In these cases if your software does not react within a certain amount of time then it may result in the disaster like Chernobyl accident.

Therefore software development is a process of balancing among different characteristics of software described in the previous section. And it is an art to come up with such a good balance and that art can be learned from experience.

Law of diminishing returns

In order to understand this concept lets take a look at an example. Most of you have noticed that if you dissolve sugar in a glass of water then the sweetness of water will increase gradually. But at a certain level of saturation no more sugar will dissolved into water. Therefore at that point of saturation the sweetness of water will not increase even if you add more sugar into it.

The law of diminishing act describes the same phenomenon. Similar is the case with software engineering. Whenever you perform any task like improving the efficiency of the system, try to improve its quality or user friendliness then all these things involves an element of cost. If the quality of your system is not acceptable then with the investment of little money it could be improved to a higher degree. But after reaching at a certain level of quality the return on investment on the system's quality will become reduced. Meaning that the return on investment on quality of software will be less than the effort or money we invest. Therefore, in most of the cases, after reaching at a reasonable level of quality we do not try to improve the quality of software any further. This phenomenon is shown in the figure below.



Software Background

Caper Jones a renowned practitioner and researcher in the field of Software Engineering, had made immense research in software team productivity, software quality, software cost factors and other fields related to software engineering. He made a company named Software Productivity Research in which they analyzed many projects and published the results in the form of books. Let's look at the summary of these results.

He divided software related activities into about twenty-five different categories listed in the table below. They have analyzed around 10000 software projects to come up with such a categorization. But here to cut down the discussion we will only describe nine of them that are listed below.

- Project Management
- Requirement Engineering
- Design
- Coding
- Testing
- Software Quality Assurance
- Software Configuration Management
- Software Integration and
- Rest of the activities

One thing to note here is that you cannot say that anyone of these activities is dominant among others in terms of effort putted into it. Here the point that we want to emphasize is that, though coding is very important but it is not more than 13-14% of the whole effort of software development.

Fred Brook is a renowned software engineer; he wrote a great book related to software engineering named "A Mythical Man Month". He combined all his articles in this book. Here we will discuss one of his articles named "No Silver Bullet" which he included in the book.

An excerpt from "No Silver Bullet" – Fred Brooks

Of all the monsters that fill the nightmares of our folklore, none terrify more than werewolves, because they transform unexpectedly from the familiar into horrors. For these we seek bullets of silver that can magically lay them to rest. The familiar software project has something of this character (at least as seen by the non-technical manager), usually innocent and straight forward, but capable of becoming a monster of missed schedules, blown budgets, and flawed projects. So we hear desperate cries for a silver bullet, something to make software costs drop as rapidly as computer hardware costs do. Scepticism is not pessimism, however. Although we see no startling breakthroughs, and indeed, such to be inconsistent with the nature of the software, many encouraging innovations are under way. A disciplined, consistent effort to develop, propagate and exploit them should indeed yield an order of magnitude improvement. There is no royal road, but there is a road. The first step towards the management of disease was replacement of demon theories and humours theories by the germ theory. The very first step, the beginning of hope, in itself dashed all hopes of magical solutions. It told workers that progress would be made stepwise, at great effort,

and that a persistent, unremitting care would have to be paid to a discipline of cleanliness. So it is with software engineering today.

So, according to Fred Brook, in the eye of an unsophisticated manager software is like a giant. Sometimes it reveals as an unscheduled delay and sometimes it shows up in the form of cost overrun. To kill this giant the managers look for magical solutions. But unfortunately magic is not a reality. We do not have any magic to defeat this giant. There is only one solution and that is to follow a disciplined approach to build software. We can defeat the giant named software by using disciplined and engineered approach towards software development.

Therefore, *Software Engineering is nothing but a disciplined and systematic approach to software development.*

Now we will look at some of the activities involved in the course of software development. The activities involved in software development can broadly be divided into two major categories first is construction and second is management.

Software Development

The construction activities are those that are directly related to the construction or development of the software. While the management activities are those that complement the process of construction in order to perform construction activities smoothly and effectively. A greater detail of the activities involved in the construction and management categories is presented below.

Construction

The construction activities are those that directly related to the development of software, e.g. gathering the requirements of the software, develop design, implement and test the software etc. Some of the major construction activities are listed below.

- Requirement Gathering
- Design Development
- Coding
- Testing

Management

Management activities are kind of umbrella activities that are used to smoothly and successfully perform the construction activities e.g. project planning, software quality assurance etc. Some of the major management activities are listed below.

- Project Planning and Management
- Configuration Management
- Software Quality Assurance
- Installation and Training

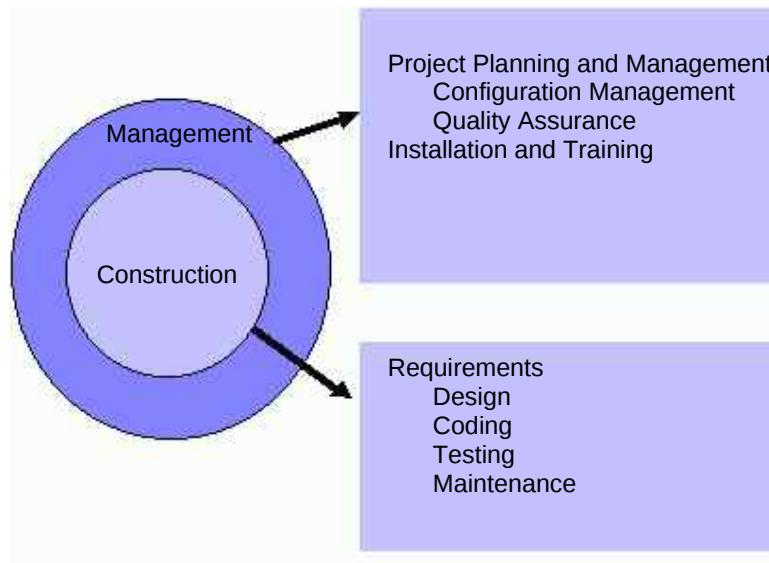


Figure1
Development Activities

As we have said earlier that management activities are kind of umbrella activities that surround the construction activities so that the construction process may proceed smoothly. This fact is emphasized in the Figure1. The figure shows that construction is surrounded by management activities. That is, certain processes and rules govern all construction activities. These processes and rules are related to the management of the construction activities and not the construction itself.

A Software Engineering Framework

The software development organization must have special focus on quality while performing the software engineering activities. Based on this commitment to quality by the organization, a software engineering framework is proposed that is shown in Figure 2. The major components of this framework are described below.

Quality Focus: As we have said earlier, the given framework is based on the organizational commitment to quality. The quality focus demands that processes be defined for rational and timely development of software. And quality should be emphasized while executing these processes.

Processes: The processes are set of key process areas (KPAs) for effectively manage and deliver quality software in a cost effective manner. The processes define the tasks to be performed and the order in which they are to be performed. Every task has some deliverables and every deliverable should be delivered at a particular milestone.

Methods: Methods provide the technical “how-to’s” to carryout these tasks. There could be more than one technique to perform a task and different techniques could be used in different situations.

Tools: Tools provide automated or semi-automated support for software processes, methods, and quality control.

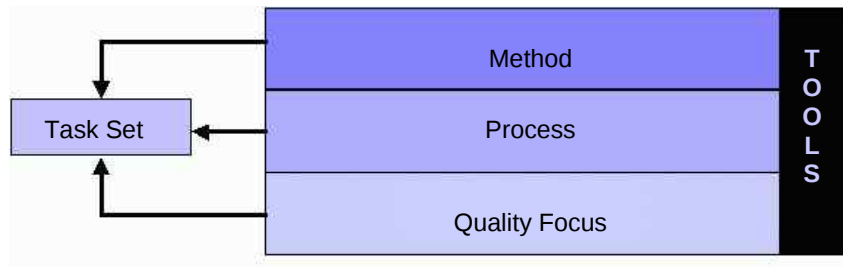


Figure 2

Software Engineering Framework

Software Development Loop

Let's now look at software engineering activities from a different perspective. Software development activities could be performed in a cyclic and that cycle is called software development loop which is shown in Figure 3. The major stages of software development loop are described below.

Problem Definition: In this stage we determine what is the problem against which we are going to develop software. Here we try to completely comprehend the issues and requirements of the software system to build.

Technical Development: In this stage we try to find the solution of the problem on technical grounds and base our actual implementation on it. This is the stage where a new system is actually developed that solves the problem defined in the first stage.

Solution Integration: If there are already developed system(s) available with which our new system has to interact then those systems should also be the part of our new system. All those existing system(s) integrate with our new system at this stage.

Status Quo: After going through the previous three stages successfully, when we actually deployed the new system at the user site then that situation is called status quo. But once we get new requirements then we need to change the status quo.

After getting new requirements we perform all the steps in the software development loop again. The software developed through this process has the property that this could be evolved and integrated easily with the existing systems.

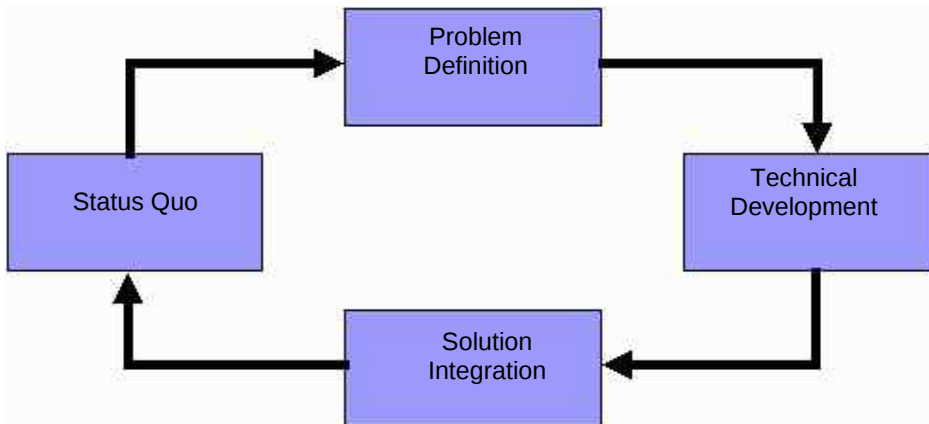


Figure3
Software Development Loop

Overview of the course contents

In the first course we studied the technical processes of software development to build industrial strength software. That includes requirement gathering and analysis, software design, coding, testing, and debugging. In this course our focus will be on the second part of Software Engineering, that is, the activities related to managing the technical development. This course will therefore include the following topics:

1. Software development process
2. Software process models
3. Project Management Concepts
4. Software Project Planning
5. Risk Analysis and Management
6. Project Schedules and Tracking
7. Software Quality Assurance
8. Software Configuration Management
9. Software Process and Project Metrics
10. Requirement Engineering Processes
11. Verification and Validation
12. Process Improvement
13. Legacy Systems
14. Software Change
15. Software Re-engineering

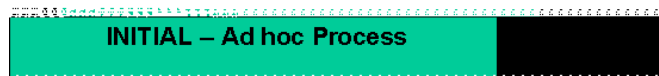
Lecture No. 2

Software Process

A software process is a road map that helps you create a timely, high quality result. It is the way we produce software and it provides stability and control. Each process defines certain deliverables known as the work products. These include programs, documents, and data produced as a consequence of the software engineering activities.

Process Maturity and CMM

The Software Engineering Institute (SEI) has developed a framework to judge the process maturity level of an organization. This framework is known as the Capability Maturity Model (CMM). This framework has 5 different levels and an organization is placed into one of these 5 levels. The following figure shows the CMM framework.



These levels are briefly described as follows”

1. Level 1 – Initial: The software process is characterized as ad hoc and occasionally even chaotic. Few processes are defined, and success depends upon individual effort. By default every organization would be at level 1.
2. Level 2 – Repeatable: Basic project management processes are established to track cost, schedule, and functionality. The necessary project discipline is in place to repeat earlier successes on projects with similar applications.
3. Level 3 – Defined: The software process for both management and engineering activities is documented, standardized, and integrated into an organizational software process. All projects use a documented and approved version of the organization’s process for developing and supporting software.
4. Level 4 – Managed: Detailed measures for software process and product quality are controlled. Both the software process and products are quantitatively understood and controlled using detailed measures.
5. Level 5 – Optimizing: Continuous process improvement is enabled by qualitative feedback from the process and from testing innovative ideas and technologies.

SEI has associated key process areas with each maturity level. The KPAs describe those software engineering functions that must be present to satisfy good practice at a particular level. Each KPA is described by identifying the following characteristics:

1. Goals: the overall objectives that the KPA must achieve.
2. Commitments: requirements imposed on the organization that must be met to achieve the goals or provide proof of intent to comply with the goals.
3. Abilities: those things that must be in place – organizationally and technically – to enable the organization to meet the commitments.
4. Activities: the specific tasks required to achieve the KPA function
5. Methods for monitoring implementation: the manner in which the activities are monitored as they are put into place.
6. Methods for verifying implementation: the manner in which proper practice for the KPA can be verified.

Each of the KPA is defined by a set of practices that contribute to satisfying its goals. The key practices are policies, procedures, and activities that must occur before a key process area has been fully instituted.

The following table summarizes the KPAs defined for each level.

Level	KPAs
1	No KPA is defined as organizations at this level follow ad-hoc processes
2	<ul style="list-style-type: none"> • Software Configuration Management • Software Quality Assurance • Software subcontract Management • Software project tracking and oversight • Software project planning • Requirement management
3	<ul style="list-style-type: none"> • Peer reviews • Inter-group coordination • Software product Engineering • Integrated software management • Training program • Organization process management • Organization process focus
4	<ul style="list-style-type: none"> • Software quality management • Quantitative process management
5	<ul style="list-style-type: none"> • Process change management • Technology change management • Defect prevention

Lecture No. 3

Software Lifecycle Models

Recalling from our first course, a software system passes through the following phases:

1. Vision – focus on *why*
2. Definition – focus on *what*
3. Development – focus on *how*
4. Maintenance – focus on *change*

During these phases, a number of activities are performed. A lifecycle model is a series of steps through which the product progresses. These include requirements phase, specification phase, design phase, implementation phase, integration phase, maintenance phase, and retirement. Software Development Lifecycle Models depict the way you organize your activities.

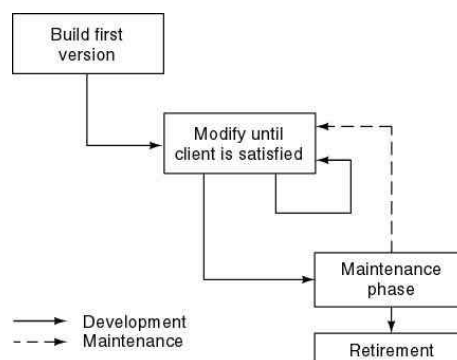
There are a number of Software Development Lifecycle Models, each having its strengths and weaknesses and suitable in different situations and project types. The list of models includes the following:

- Build-and-fix model
- Waterfall model
- Rapid prototyping model
- Incremental model
- Extreme programming
- Synchronize-and-stabilize model
- Spiral model
- Object-oriented life-cycle models

In the following sections we shall study these models in detail and discuss their strengths and weaknesses.

Build and Fix Model

This model is depicted in the following diagram:



It is unfortunate that many products are developed using what is known as the build-and-fix model. In this model the product is constructed without specification or any attempt at design. The developers simply build a product that is reworked as many times as necessary to satisfy the client. This model may work for small projects but is totally unsatisfactory for products of any reasonable size. The cost of build-and fix is actually far greater than the cost of properly specified and carefully designed product. Maintenance of the product can be extremely in the absence of any documentation.

Waterfall Model

The first published model of the software development process was derived from other engineering processes. Because of the cascade from one phase to another, this model is known as the waterfall model. This model is also known as linear sequential model. This model is depicted in the following diagram.



The principal stages of the model map directly onto fundamental development activities.

It suggests a systematic, sequential approach to software development that begins at the system level and progresses through the analysis, design, coding, testing, and maintenance.

In the literature, people have identified from 5 to 8 stages of software development.

The five stages above are as follows:

1. Requirement Analysis and Definition: What - The systems services, constraints and goals are established by consultation with system users. They are then defined in detail and serve as a system specification.
2. System and Software Design: How – The system design process partitions the requirements to either hardware or software systems. It establishes and overall system architecture. Software design involves fundamental system abstractions and their relationships.

3. Implementation and Unit Testing: - How – During this stage the software design is realized as a set of programs or program units. Unit testing involves verifying that each unit meets its specifications.
4. Integration and system testing: The individual program unit or programs are integrated and tested as a complete system to ensure that the software requirements have been met. After testing, the software system is delivered to the customer.
5. Operation and Maintenance: Normally this is the longest phase of the software life cycle. The system is installed and put into practical use. Maintenance involves correcting errors which were not discovered in earlier stages of the life-cycle, improving the implementation of system units and enhancing the system's services as new requirements are discovered.

In principle, the result of each phase is one or more documents which are approved. No phase is complete until the documentation for that phase has been completed and products of that phase have been approved. The following phase should not start until the previous phase has finished.

Real projects rarely follow the sequential flow that the model proposes. In general these phases overlap and feed information to each other. Hence there should be an element of iteration and feedback. A mistake caught any stage should be referred back to the source and all the subsequent stages need to be revisited and corresponding documents should be updated accordingly. This feedback path is shown in the following diagram.



Because of the costs of producing and approving documents, iterations are costly and require significant rework.

The Waterfall Model is a documentation-driven model. It therefore generates complete and comprehensive documentation and hence makes the maintenance task much easier. It however suffers from the fact that the client feedback is received when the product is finally delivered and hence any errors in the requirement specification are not discovered until the product is sent to the client after completion. This therefore has major time and cost related consequences.

Rapid Prototyping Model

The Rapid Prototyping Model is used to overcome issues related to understanding and capturing of user requirements. In this model a mock-up application is created “rapidly” to solicit feedback from the user. Once the user requirements are captured in the prototype to the satisfaction of the user, a proper requirement specification document is developed and the product is developed from scratch.

An essential aspect of rapid prototype is embedded in the word “rapid”. The developer should endeavour to construct the prototype as quickly as possible to speedup the software development process. It must always be kept in mind that the sole purpose of the rapid prototype is to capture the client’s needs; once this has been determined, the rapid prototype is effectively discarded. For this reason, the internal structure of the rapid prototype is not relevant.

Integrating the Waterfall and Rapid Prototyping Models

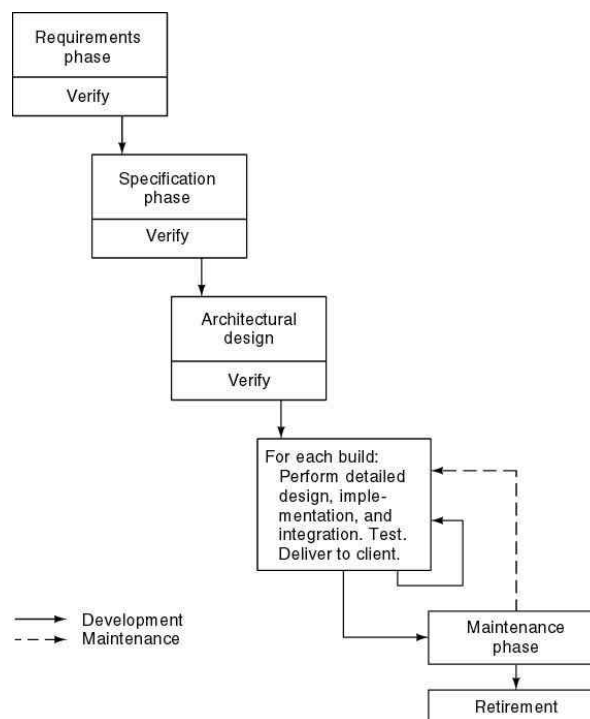
Despite the many successes of the waterfall model, it has a major drawback in that the delivered product may not fulfil the client’s needs. One solution to this is to combine rapid prototyping with the waterfall model. In this approach, rapid prototyping can be used as a requirement gathering technique which would then be followed by the activities performed in the waterfall model.

Lecture No. 4

Incremental Models

As discussed above, the major drawbacks of the waterfall model are due to the fact that the entire product is developed and delivered to the client in one package. This results in delayed feedback from the client. Because of the long elapsed time, a huge new investment of time and money may be required to fix any errors of omission or commission or to accommodate any new requirements cropping up during this period. This may render the product as unusable. Incremental model may be used to overcome these issues.

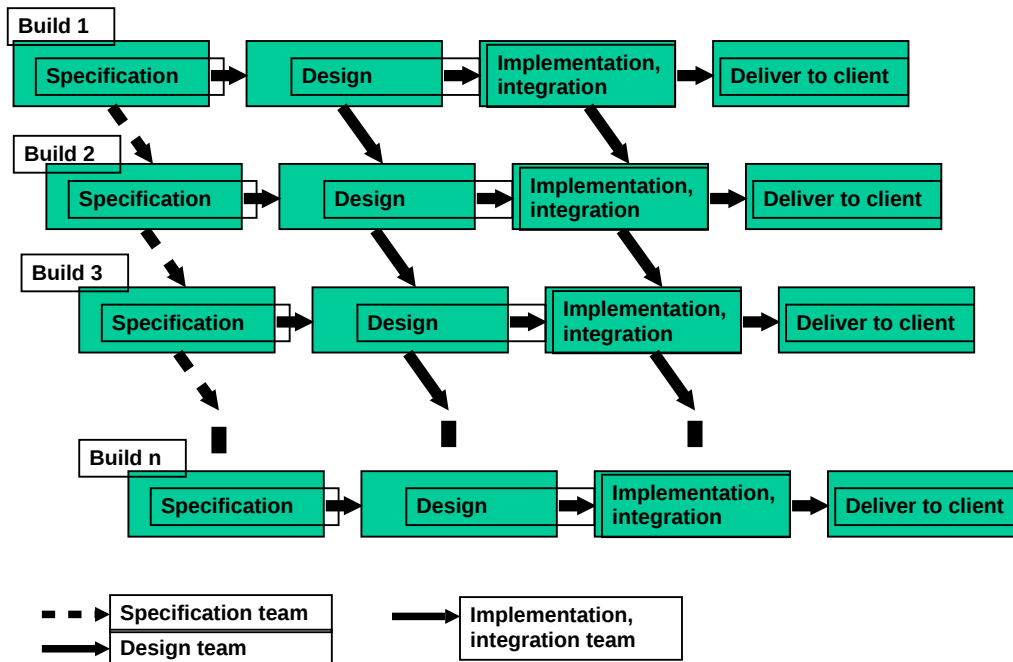
In the incremental models, as opposed to the waterfall model, the product is partitioned into smaller pieces which are then built and delivered to the client in increments at regular intervals. Since each piece is much smaller than the whole, it can be built and sent to the client quickly. This results in quick feedback from the client and any requirement related errors or changes can be incorporated at a much lesser cost. It is therefore less traumatic as compared to the waterfall model. It also required smaller capital outlay and yield a



rapid return on investment. However, this model needs an open architecture to allow integration of subsequent builds to yield the bigger product. A number of variations are used in object-oriented life cycle models.

There are two fundamental approaches to the incremental development. In the first case, the requirements, specifications, and architectural design for the whole product are completed before implementation of the various builds commences.

In a more risky version, once the user requirements have been elicited, the specifications of the first build are drawn up. When this has been completed, the specification team



turns to the specification of the second build while the design team designs the first build. Thus the various builds are constructed in parallel, with each team making use of the information gained in the all the previous builds.

This approach incurs the risk that the resulting build will not fit together and hence requires careful monitoring.

Rapid Application Development (RAD)

Rapid application development is another form of incremental model. It is a high speed adaptation of the linear sequential model in which fully functional system in a very short time (2-3 months). This model is only applicable in the projects where requirements are well understood and project scope is constrained. Because of this reason it is used primarily for information systems.

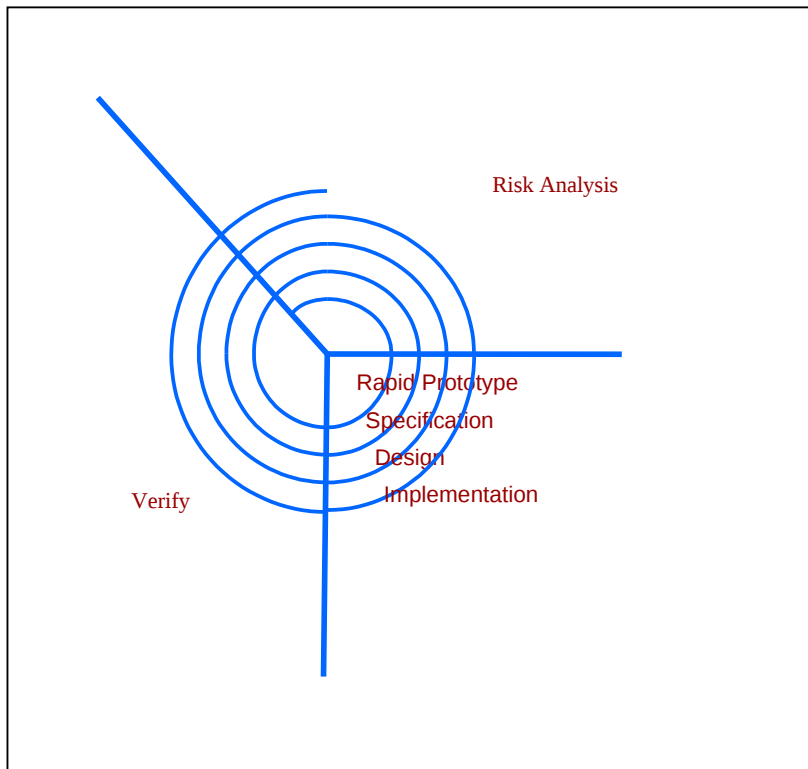
Synchronize and Stabilize Model

This is yet another form of incremental model adopted by Microsoft. In this model, during the requirements analysis interviews of potential customers are conducted and requirements document is developed. Once these requirements have been captured, specifications are drawn up. The project is then divided into 3 or 4 builds. Each build is carried out by small teams working in parallel. At the end of each day the code is synchronized (test and debug) and at the end of the build it is stabilized by freezing the build and removing any remaining defects. Because of the synchronizations, components always work together. The presence of an executable provides early insights into operation of product.

Spiral Model

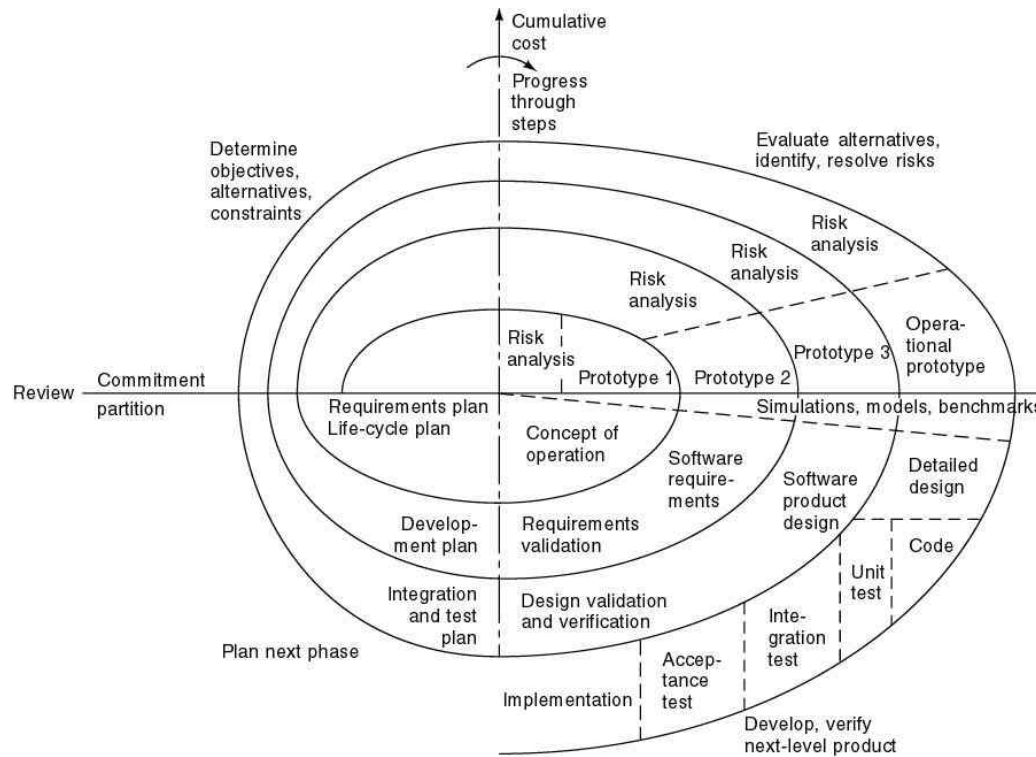
This model was developed by Barry Boehm. The main idea of this model is to avert risk as there is always an element of risk in development of software. For example, key personnel may resign at a critical juncture, the manufacturer of the software development may go bankrupt, etc.

In its simplified form, the Spiral Model is Waterfall model plus risk analysis. In this case each stage is preceded by identification of alternatives and risk analysis and is then followed by evaluation and planning for the next phase. If risks cannot be resolved, project is immediately terminated. This is depicted in the following diagram.

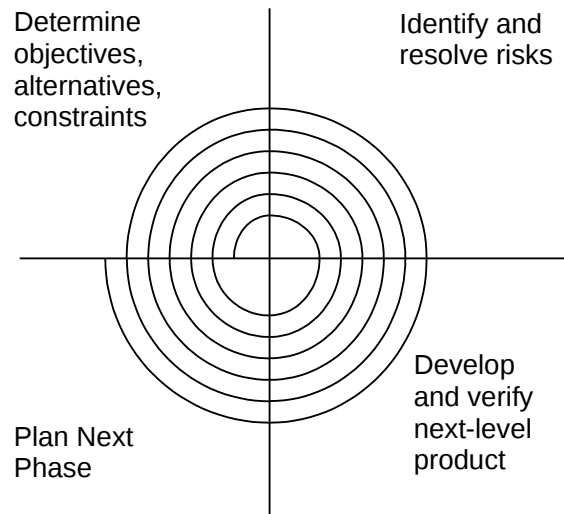


As can be seen, a Spiral Model has two dimensions. Radial dimension represents the cumulative cost to date and the angular dimension represents the progress through the spiral. Each phase begins by determining objectives of that phase and at each phase a new process model may be followed.

A full version of the Spiral Model is shown below:



The main strength of the Spiral Model comes from the fact that it is very sensitive to the risk. Because of the spiral nature of development it is easy to judge how much to test and there is no distinction between development and maintenance. It however can only be used for large-scale software development and that too for internal (in-house) software only.



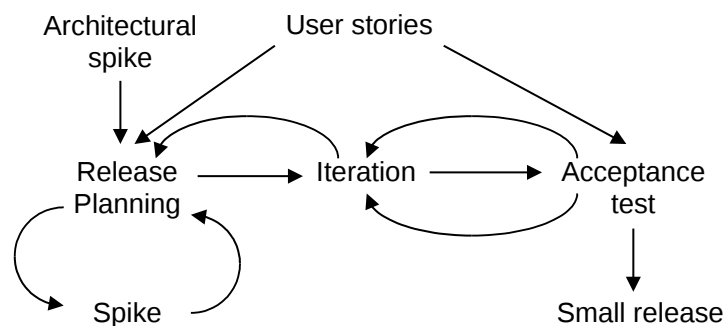
Lecture No. 5

Object-Oriented Lifecycle Models

Object-oriented lifecycle models appreciate the need for iteration within and between phases. There are a number of these models. All of these models incorporate some form of iteration, parallelism, and incremental development.

eXtreme Programming

It is a somewhat controversial new approach. In this approach user requirements are captured through stories which are the scenarios presenting the features needed by the client? Estimate for duration and cost of each story is then carried out. Stories for the next build are selected. Then each build is divided into tasks. Test cases for task are drawn up first before and development and continuous testing is performed throughout the development process.



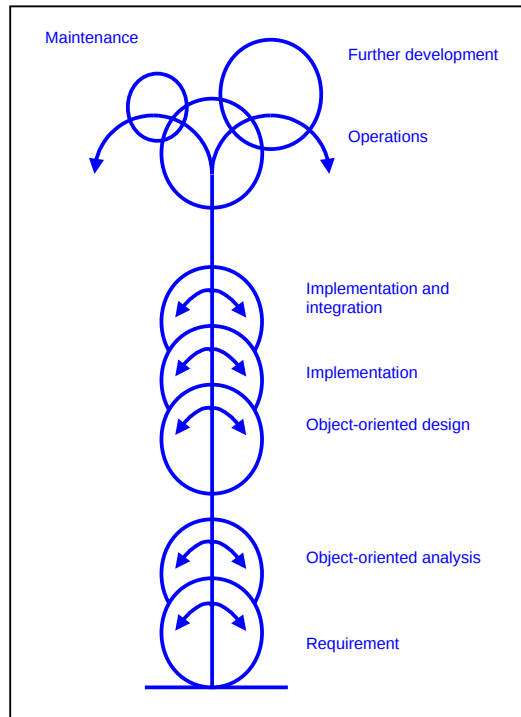
One very important feature of eXtreme programming is the concept of pair programming. In this, a team of two developers develop the software, working in team as a pair to the extent that they even share a single computer.

In eXtreme Programming model, computers are put in center of large room lined with cubicles and client representative is always present. One very important restriction imposed in the model is that no team is allowed to work overtime for 2 successive weeks.

XP has had some successes. It is good when requirements are vague or changing and the overall scope of the project is limited. It is however too soon to evaluate XP.

Fountain Model

Fountain model is another object-oriented lifecycle model. This is depicted in the following diagram.



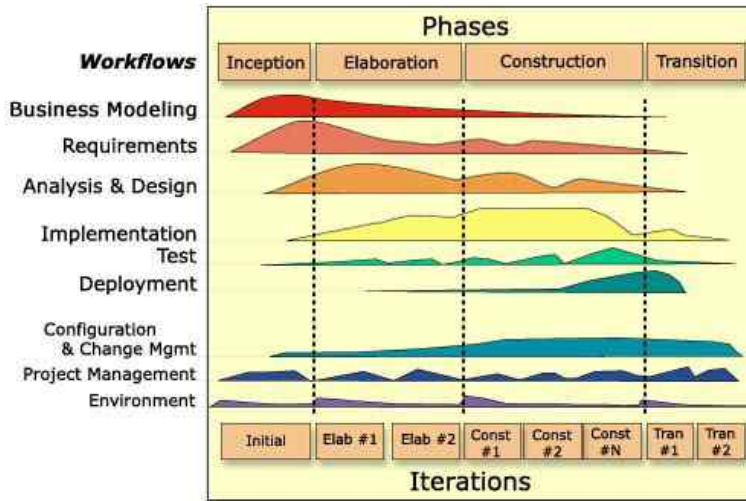
In this model the circles representing the various phases overlap, explicitly representing an overlap between activities. The arrows within a phase represent iteration within the phase. The maintenance cycle is smaller, to symbolize reduced maintenance effort when the object oriented paradigm is used.

Rational Unified Process (RUP)

Rational Unified Process is very closely associated with UML and Krutchen's architectural model.

In this model a software product is designed and built in a succession of incremental iterations. It incorporates early testing and validation of design ideas and early risk mitigation. The horizontal dimension represents the *dynamic aspect* of the process. This includes cycles, phases, iterations, and milestones. The vertical dimension represents the *static aspect* of the process described in terms of process components which include activities, disciplines, artifacts, and roles. The process emphasizes that during development, all activities are performed in parallel, however, and at a given time one activity may have more emphasis than the other.

The following figure depicting RUP is taken from Krutchen's paper.



Comparison of Lifecycle Models

As discussed above, each lifecycle model has some strengths and weaknesses. These are summarized in the following table:

Comparison of Process Models		
Process Model	Strengths	Weaknesses
Build-and-fix model	<ul style="list-style-type: none"> • Fine for short programs that not require maintenance 	<ul style="list-style-type: none"> • Totally unsatisfactory for nontrivial programs
Waterfall model	<ul style="list-style-type: none"> • Disciplined approach • Document driven 	<ul style="list-style-type: none"> • Delivered product may not meet client's needs
Rapid prototyping model	<ul style="list-style-type: none"> • Ensures that delivered product meets client's needs 	<ul style="list-style-type: none"> • Not yet proven
Incremental model	<ul style="list-style-type: none"> • Maximizes early return on investment • Promotes maintainability 	<ul style="list-style-type: none"> • Requires open architecture • May degenerate into build-and-fix
Extreme programming	<ul style="list-style-type: none"> • Maximizes early return on investment • Fine when requirements are vague 	<ul style="list-style-type: none"> • Small projects, small teams • Lack of design documentation • Has not yet been widely used
Synchronize-and-stabilize model	<ul style="list-style-type: none"> • Components always work together • Early insights into operation of product 	<ul style="list-style-type: none"> • Has not been widely used other than at Microsoft
Spiral model	<ul style="list-style-type: none"> • "How much to test ?" in terms of risk • Maintenance is another cycle 	<ul style="list-style-type: none"> • Only for large-scale, in-house products
Object-oriented models	<ul style="list-style-type: none"> • Iteration within phases • Parallelism between phases 	<ul style="list-style-type: none"> • May degenerate into CABTAB

The criteria to be used for deciding on a model include the organization, its management, skills of the employees, and the nature of the product. No single model may fulfill the needs in a given situation. It may therefore be best to devise a lifecycle model tuned to your own needs by creating a "Mix-and-match" life-cycle model.

Quality Assurance and Documentation

It may be noted that there is no separate QA or documentation phase. QA is an activity performed throughout software production. It involves verification and validation.

Verification is performed at the end of each phase whereas validation is performed before delivering the product to the client.

Similarly, every phase must be fully documented before starting the next phase. It is important to note that postponed documentation may never be completed as the responsible individual may leave. Documentation is important as the product is constantly changing—we need the documentation to do this. The design (for example) will be modified during development, but the original designers may not be available to document it.

The following table shows the QA and documentation activities associated with each stage.

Phase	Documents	QA
Requirement Definition	<ul style="list-style-type: none"> • Rapid prototype, or • Requirements document 	<ul style="list-style-type: none"> • Rapid prototype • Reviews
Functional Specification	<ul style="list-style-type: none"> • Specification document (specifications) • Software Product Management Plan 	<ul style="list-style-type: none"> • Traceability • FS Review • Check the SPMP
Design	<ul style="list-style-type: none"> • Architectural Design • Detailed Design 	<ul style="list-style-type: none"> • Traceability • Review
Coding	<ul style="list-style-type: none"> • Source code • Test cases 	<ul style="list-style-type: none"> • Traceability • Review • Testing
Integration	<ul style="list-style-type: none"> • Source code • Test cases 	<ul style="list-style-type: none"> • Integration testing • Acceptance testing
Maintenance	<ul style="list-style-type: none"> • Change record • Regression test cases 	<ul style="list-style-type: none"> • Regression testing

Lecture No. 6

Software Project Management Concepts

Software project management is a very important activity for successful projects. In fact, in an organization at CMM Level basic project management processes are established to track cost, schedule, and functionality. That is, it is characterized by basic project management practices. It also implies that without project management not much can be achieved. Capers Jones, in his book on Software Best Practices, notes that, for the projects they have analyzed, good project management was associated with 100% of the successful project and bad project management was associated with 100% of the unsuccessful projects. Therefore, understanding of good project management principles and practices is essential for all project managers and software engineers.

Software project management involves that planning, organization, monitoring, and control of the people and the processes.

Software Project Management: Factors that influence results

The first step towards better project management is the comprehension of the factors that influence results of a project. Among these, the most important factors are:

- Project size

As the project size increases, the complexity of the problem also increases and therefore its management also becomes more difficult.

- Delivery deadline

Delivery deadline directly influences the resources and quality. With a realistic deadline, chances of delivering the product with high quality and reasonable resources increase tremendously as compared to an unrealistic deadline. So a project manager has to first determine a realistic and reasonable deadline and then monitor the project progress and ensure timely delivery.

- Budgets and costs

A project manager is responsible for ensuring delivery of the project within the allocated budget and schedule. A good estimate of budget, cost and schedule is essential for any successful project. It is therefore imperative that the project manager understand and learns the techniques and principle needed to develop these estimates.

- Application domain

Application domain also plays an important role in the success of a project. The chances of success of a project in a well-known application domain would be much better than of a project in a relatively unknown domain. The project manager thus needs to implement measures to handle unforeseen problems that may arise during the project lifecycle.

- Technology to be implemented

Technology also plays a very significant role in the success or failure of a project. One the one hand, a new “state-of-the-art” technology may increase the productivity of the team and quality of the product. On the other hand, it may prove to be unstable and hence

prove to be difficult to handle. Resultantly, it may totally blow you off the track. So, the project manager should be careful in choosing the implementation technology and must take proper safeguard measures.

– System constraints

The non-functional requirement or system constraints specify the conditions and the restrictions imposed on the system. A system that fulfils all its functional requirements but does not satisfy the non-functional requirements would be rejected by the user.

– User requirements

A system has to satisfy its user requirements. Failing to do so would render this system unusable.

– Available resources

A project has to be developed using the available resources who know the domain as well as the technology. The project manager has to ensure that the required number of resources with appropriate skill-set is available to the project.

Project Management Concerns

In order to plan and run a project successfully, a project manager needs to worry about the following issues:

1. Product quality: what would be the acceptable quality level for this particular project and how could it be ensured?
2. Risk assessment: what would be the potential problems that could jeopardize the project and how could they be mitigated?
3. Measurement: how could the size, productivity, quality and other important factors be measured and benchmarked?
4. Cost estimation: how could cost of the project be estimated?
5. Project schedule: how could the schedule for the project be computed and estimated?
6. Customer communication: what kind of communication with the customer would be needed and how could it be established and maintained consistently?
7. Staffing: how many people with what kind of resources would be needed and how that requirement could be fulfilled?
8. Other resources: what other hardware and software resources would be needed for the project?
9. Project monitoring: how the progress of the project could be monitored?

Thorough understanding and appreciation of these issues leads to the quest for finding satisfactory answers to these problems and improves the chances for success of a project.

Why Projects Fail?

A project manager is tasked to ensure the successful development of a product. Success cannot be attained without understanding the reasons for failure. The main reasons for the failure of software projects are:

1. changing customer requirements
2. ambiguous/incomplete requirements

3. unrealistic deadline
4. an honest underestimate of effort
5. predictable and/or unpredictable risks
6. technical difficulties
7. miscommunication among project staff
8. failure in project management

The first two points relate to good requirement engineering practices. Unstable user requirements and continuous requirement creep has been identified as the top most reason for project failure. Ambiguous and incomplete requirements lead to undesirable product that is rejected by the user.

As discussed earlier, delivery deadline directly influences the resources and quality. With a realistic deadline, chances of delivering the product with high quality and reasonable resources increase tremendously as compared to an unrealistic deadline. An unrealistic deadline could be enforced by the management or the client or it could be due to error in estimation. In both these cases it often results in disaster for the project.

A project manager who is not prepared and without a contingency plan for all sorts of predictable and unpredictable risks would put the project in jeopardy if such a risk should happen. Risk assessment and anticipation of technical and other difficulties allows the project manager to cope with these situations.

Miscommunication among the project staff is another very important reason for project failure. Lack of proper coordination and communication in a project results in wastage of resources and chaos.

The Management Spectrum

Effective project management focuses on four aspects of the project known as the 4 P's. These are: people, product, process, and project.

People

Software development is a highly people intensive activity. In this business, the software factory comprises of the people working there. Hence taking care of the first P, that is people, should take the highest priority on a project manager's agenda.

Product

The product is the outcome of the project. It includes all kinds of the software systems. No meaningful planning for a project can be carried-out until all the dimensions of the product including its functional as well as non-functional requirements are understood and all technical and management constraints are identified.

Process

Once the product objectives and scope have been determined, a proper software development process and lifecycle model must be chosen to identify the required work products and define the milestones in order to ensure streamlined development activities. It includes the set of all the framework activities and software engineering tasks to get the job done.

Project

A project comprises of all work the required to make the product a reality. In order to avoid failure, a project manager and software engineer is required to build the software product in a controlled and organized fashion and run it like other projects found in more concrete domains.

We now discuss these 4 in more detail.

People

In a study published by IEEE, the project team was identified by the senior executives as the most important contributor to a successful software project. However, unfortunately, people are often taken for granted and do not get the attention and focus they deserve. There are a number of players that participate in software process and influence the outcome of the project. These include senior managers, project (technical) managers, practitioners, customers, and end-users. Senior managers define the business vision whereas the project managers plan, motivate, organize and control the practitioners who work to develop the software product. To be effective, the project team must be organized to use each individual to the best of his/her abilities. This job is carried out by the team leader.

Team Leader

Project management is a people intensive activity. It needs the right mix of people skills. Therefore, competent practitioners often make poor team leaders.

Leaders should apply a problem solving management style. That is, a project manager should concentrate on understanding the problem to be solved, managing the flow of ideas, and at the same time, letting everyone on the team know that quality counts and that it will not be compromised.

MOI model of leadership developed by Weinberg suggest that a leadership needs Motivation, Organization, and Innovation.

Motivation is the ability to encourage technical people to produce to their best. **Organization** is the ability to mold the existing processes (or invent new ones) that will enable the initial concept to be translated into a final product, and **Idea or Innovation** is the ability to encourage people to create and feel creative.

It is suggested that successful project managers apply a problem solving management style. This involves developing an understanding of the problem and motivating the team to generate ideas to solve the problem.

Edgemon suggests that the following characteristics are needed to become an effective project manager:

- Problem Solving
 - Should be able to diagnose technical and organizational issues and be willing to change direction if needed.
- Managerial Identity
 - Must have the confidence to take control when necessary

- Achievement
 - Reward initiative (controlled risk taking) and accomplishment
- Influence and team building
 - Must remain under control in high stress conditions. Should be able to read signals and address peoples' needs.

DeMarco says that a good leader possesses the following four characteristics:

- Heart: the leader should have a big heart.
- Nose: the leader should have good nose to spot the trouble and bad smell in the project.
- Gut: the leader should have the ability to make quick decisions on gut feeling.
- Soul: the leader should be the soul of the team.

If analyzed closely, all these researchers seem to say essentially the same thing and they actually complement each other's point of view.

Lecture No. 7

The Software Team

There are many possible organizational structures. In order to identify the most suitable structure, the following factors must be considered:

- the difficulty of the problem to be solved
- the size of the resultant program(s) in lines of code or function points
- the time that the team will stay together (team lifetime)
- the degree to which the problem can be modularized
- the required quality and reliability of the system to be built
- the rigidity of the delivery date
- the degree of sociability (communication) required for the project

Constantine suggests that teams could be organized in the following generic structural paradigms:

- **closed paradigm**—structures a team along a traditional hierarchy of authority
- **random paradigm**—structures a team loosely and depends on individual initiative of the team members
- **open paradigm**—attempts to structure a team in a manner that achieves some of the controls associated with the closed paradigm but also much of the innovation that occurs when using the random paradigm
- **synchronous paradigm**—relies on the natural compartmentalization of a problem and organizes team members to work on pieces of the problem with little active communication among themselves

Mantei suggests the following three generic team organizations:

- Democratic decentralized (DD)

In this organization there is no permanent leader and task coordinators are appointed for short duration. Decisions on problems and approach are made by group consensus and communication among team is horizontal.

- Controlled decentralized (CD)

In CD, there is a defined leader who coordinates specific tasks. However, problem solving remains a group activity and communication among subgroups and individuals is horizontal. Vertical communication along the control hierarchy also occurs.

- Controlled centralized (CC)

In a Controlled Centralized structure, top level problem solving and internal team coordination are managed by the team leader and communication between the leader and team members is vertical.

Centralized structures complete tasks faster and are most useful for handling simple problems. On the other hand, decentralized teams generate more and better solutions than individuals and are most useful for complex problems

For the team morale point of view, DD is better.


Coordination and Communication Issues

Lack of coordination results in confusion and uncertainty. On the other hand, performance is inversely proportional to the amount of communication and hence too much communication and coordination is also not healthy for the project. Very large projects are best addressed with CC or CD when sub-grouping can be easily accommodated.

Kraul and Steeter categorize the project coordination techniques as follows:

- Formal, impersonal approaches
In these approaches, coordination is achieved through impersonal and formal mechanism such as SE documents, technical memos, schedules, error tracking reports.
- Formal, interpersonal procedures
In this case, the approaches are interpersonal and formal. These include QA activities, design and code reviews, and status meetings.
- Informal, interpersonal procedures
This approach employs informal interpersonal procedures and includes group meetings and collocating different groups together.
- Electronic communication includes emails and bulletin boards.
- Interpersonal networking includes informal discussions with group members

The effectiveness of these approaches has been summarized in the following diagram:



Techniques that fall above the regression line yield more value to use ratio as compared to the ones below the line.

The Product: Defining the Problem

In order to develop an estimate and plan for the project, the scope of the problem must be established. This includes context, information objectives, and function and performance requirements. The estimate and plan is then developed by decomposing the problem and establishing a functional partitioning.

The Process

The next step is to decide which process model to pick. The project manager has to look at the characteristics of the product to be built and the project environment. For examples, for a relatively small project that is similar to past efforts, degree of uncertainty is minimized and hence Waterfall or linear sequential model could be used. For tight timelines, heavily compartmentalized, and known domain, RAD model would be more suitable. Projects with large functionality, quick turn around time are best developed incrementally and for a project in which requirements are uncertain, prototyping model will be more suitable.

Lecture No. 8

The Project Management

As discussed earlier, a project manager must understand what can go wrong and how to do it right. Reel has defined a 5 step process to improve the chances of success. These are:

- Start on the right foot: this is accomplished by putting in the required effort to understand the problem, set realistic objectives, build the right team, and provide the needed infrastructure.
- Maintain momentum: many projects, after starting on the right, loose focus and momentum. The initial momentum must be maintained till the very end.
- Track progress: no planning is useful if the progress is not tracked. Tracking ensures timely delivery and remedial action, if needed, in a suitable manner.
- Make smart decisions
- Conduct a postmortem analysis: in order to learn from the mistakes and improve the process continuously, a project postmortem must be conducted.

W5HH Principle

Barry Boehm has suggested a systematic approach to project management. It is known as the WWWWHH principle. It comprises of 7 questions. Finding the answers to these 7 questions is essentially all a project manager has to do. These are:

- **WHY** is the system being developed?
- **WHAT** will be done?
- By **WHEN**?
- **WHO** is responsible for a function?
- **WHERE** they are organizationally located?
- **HOW** will the job be done technically and managerially?
- **HOW MUCH** of each resource (e.g., people, software, tools, database) will be needed?

Boehm's W⁵HH principle is applicable, regardless of the size and complexity of the project and provide excellent planning outline.

Critical Practices

The Airlie Council has developed a list of critical success practices that must be present for successful project management. These are:

- Formal risk analysis
- Empirical cost and schedule estimation
- Metrics-based project management
- Earned value tracking
- Defect tracking against quality targets
- People aware project management

Finding the solution to these practices is the key to successful projects. We'll therefore spend a considerable amount of time in elaborating these practices.

Lecture No. 9

Software Size Estimation

The size of the software needs to be estimated to figure out the time needed in terms of calendar and man months as well as the number and type of resources required carrying out the job. The time and resources estimation eventually plays a significant role in determining the cost of the project.

Most organizations use their previous experience to estimate the size and hence the resource and time requirements for the project. If not quantified, this estimate is subjective and is as good as the person who is conducting this exercise. At times this makes it highly contentious. It is therefore imperative for a government organization to adopt an estimation mechanism that is:

1. Objective in nature.
2. It should be an acceptable standard with wide spread use and acceptance level.
3. It should serve as a single yardstick to measure and make comparisons.
4. Must be based upon a deliverable that is meaningful to the intended audience.
5. It should be independent of the tool and technology used for the developing the software.

A number of techniques and tools can be used in estimating the size of the software. These include:

1. Lines of code (LOC)
2. Number of objects
3. Number of GUIs
4. Number of document pages
5. Functional points (FP)

Comparison of LOC and FPA

Out of these 5, the two most widely used metrics for the measurement of software size are FP and LOC. LOC metric suffer from the following shortcomings:

1. There are a number of questions regarding the definition for lines of code. These include:
 - a. Whether to count physical line or logical lines?
 - b. What type of lines should be counted? For example, should the comments, data definitions, and blank lines be counted or not?
2. LOC is heavily dependent upon the individual programming style.
3. It is dependent upon the technology and hence it is difficult to compare applications developed in two different languages. This is true for even seemingly very close languages like in C++ and Java.
4. If a mixture of languages and tools is used then the comparison is even more difficult. For example, it is not possible to compare a project that delivers a 100,000-line mixture of Assembly, C++, SQL and Visual Basic to one that delivers 100,000 lines of COBOL.

FP measures the size of the functionality provided by the software. The functionality is measured as a function of the data and the operations performed on that data. The measure is independent of the tool and technology used and hence provides a consistent measure for comparison between various organizations and projects.

The biggest advantage of FP over LOC is that LOC can be counted only AFTER the code has been developed while FP can be counted even at the requirement phase and hence can be used for planning and estimation while the LOC cannot be used for this purpose.

Another major distinction between the FP and LOC is that the LOC measures the application from a developer's perspective while the FP is a measure of the size of the functionality from the user's perspective. The user's view, as defined by IFPUG, is as follows:

A user view is a description of the business functions and is approved by the user. It represents a formal description of the user's business needs in the user's language. It can vary in physical form (e.g., catalog of transactions, proposals, requirements document, external specifications, detailed specifications, user handbook). Developers translate the user information into information technology language in order to provide a solution. Function point counts the application size from the user's point of view. It is accomplished using the information in a language that is common to both user(s) and developers.

Therefore, Function Point Analysis measures the size of the functionality delivered and used by the end user as opposed to the volume of the artifacts and code.

	Assembler Version	Ada Version	Difference
Source Code Size	100,000	25,000	-75,000
Activity - in person months			
Requirements	10	10	0
Design	25	25	0
Coding	100	20	-80
Documentation	15	15	0
Integration and Testing	25	15	-10
Management	25	15	-10
Total Effort	200	100	-100
Total Cost	\$1,000,000	\$500,000	-\$500,000
Cost Per Line	\$10	\$20	\$10
Lines Per Person-Month	500	250	-250

The Paradox of Reversed Productivity for High-Level Languages

Consider the following example:

In this example, it is assumed that the same functionality is implemented in Assembly and Ada. As coding in Assembly is much more difficult and time consuming as compared to Ada, it takes more time and it is also lengthy. Because there is a huge difference in the code size in terms of Lines of Code, the cost per line in case of Assembly is much less as compared to Ada. Hence coding in Assembly appears to be more cost effective than Ada while in reality it is not. This is a paradox!

Function Point Analysis - A Brief History and Usage

In the mid 70's, IBM felt the need to establish a more effective and better measure of system size to predict the delivery of software. It commissioned Allan Albrecht to lead this effort. As a result he developed this approach which today known as the Function Point Analysis. After several years of internal use, Albrecht introduced the methodology at a joint/share conference. From 1979 to 1984 continued statistical analysis was performed on the method and refinements were made. At that point, a non-profit organization by the name of International Function Point User Group (IFPUG) was formed which formally took onto itself the role of refining and defining the counting rules. The result is the function point methodology that we use today.

Since 1979, when Albrecht published his first paper on FP, its popularity and use has been increasing consistently and today it is being used as a de facto standard for software measurement. Following is a short list of organizations using FP for estimation:

1. IEEE recommends it for use in productivity measurement and reporting.
2. Several governments including UK, Canada, and Hong Kong have been using it and it has been recommended to these governments that all public sector project use FP as a standard for the measurement of the software size.

3. Government of the Australian state Victoria has been using FP since 1997 for managing and outsourcing projects to the tune of US\$ 50 Million every year.
4. In the US several large government departments including IRS have adopted FP analysis as a standard for outsourcing, measurement, and control of software projects.
5. A number of big organizations including Digital Corporation and IBM have been using FP for their internal use for the last many years.

Usage of FP includes:

- Effort Scope Estimation
- Project Planning
- Determine the impact of additional or changed requirements
- Resource Planning/Allocation
- Benchmarking and target setting
- Contract Negotiations

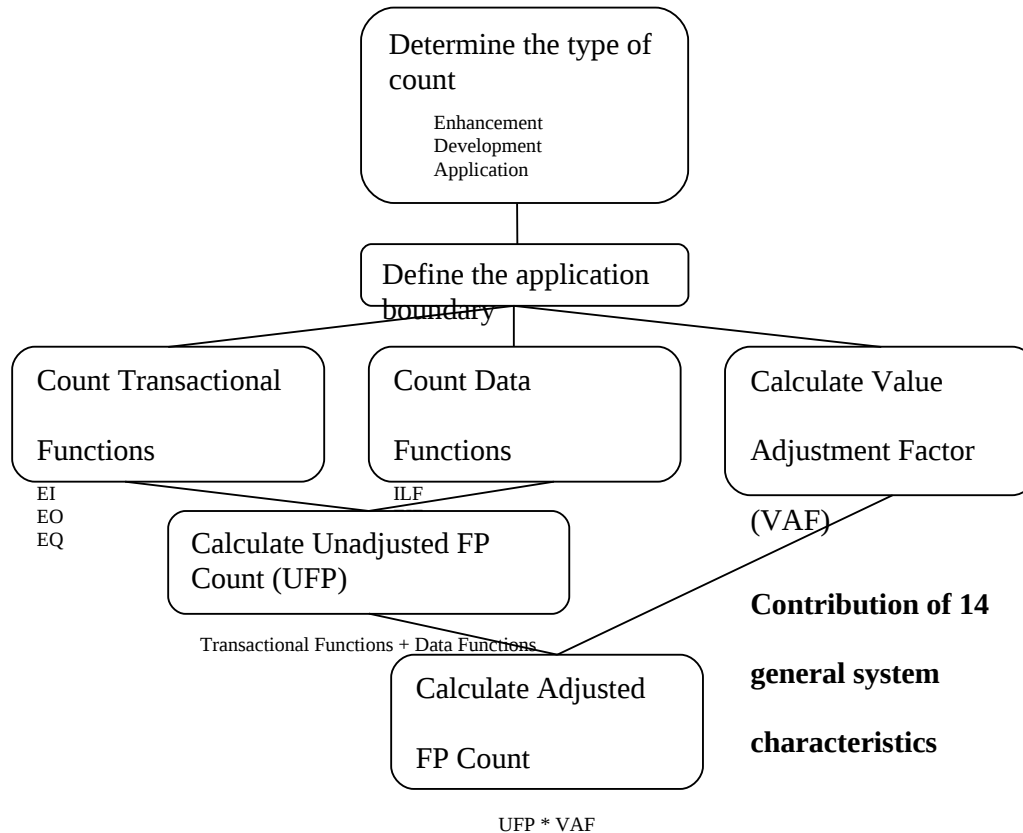
Following is a list of some of the FP based metrics used for these purposes:

- Size – Function Points
- Defects – Per Function Point
- Effort – Staff-Months
- Productivity – Function Points per Staff-Month
- Duration – Schedule (Calendar) Months
- Time Efficiency – Function Points per Month
- Cost – Per Function

Lecture No. 10

Function Point Counting Process

The following diagram depicts the function point counting process.



These steps are elaborated in the following subsections. The terms and definitions are the ones used by IFPUG and have been taken directly from the IFPUG Function Point Counting Practices Manual (CPM) Release 4.1. The following can therefore be treated as an abridged version of the IFPUG CPM Release 4.1.

Determining the type of count

A Function Point count may be divided into the following types:

1. **Development Count:** A development function point count includes all functions impacted (built or customized) by the project activities.
2. **Enhancement Count:** An enhancement function point count includes all the functions being added, changed and deleted. The boundary of the application(s) impacted remains the same. The functionality of the application(s) reflects the impact of the functions being added, changed or deleted.
3. **Application Count:** An application function point count may include, depending on the purpose (e.g., provide a package as the software solution):
 - a) only the functions being used by the user

- b) all the functions delivered
- c) The application boundary of the two counts is the same and is independent of the scope.

Defining the Application Boundary

The application boundary is basically the system context diagram and determines the scope of the count. It indicates the border between the software being measured and the user. It is the conceptual interface between the 'internal' application and the 'external' user world. It depends upon the user's external view of the system and is independent of the tool and technology used to accomplish the task.

The position of the application boundary is important because it impacts the result of the function point count. The application boundary assists in identifying the data entering the application that will be included in the scope of the count.

Count Data Functions

Count of the data functions is contribution of the data manipulated and used by the application towards the final function point count. The data is divided into two categories: the *Internal Logical Files* (ILF) and the *External Interface Files* (EIF). These and the related concepts are defined and explained as follows.

Internal Logical Files (ILF)

An internal logical file (ILF) is a user identifiable group of logically related data or control information maintained within the boundary of the application. The primary intent of an ILF is to hold data maintained through one or more elementary processes of the application being counted.

External Interface Files

An external interface file (EIF) is a user identifiable group of logically related data or control information referenced by the application, but maintained within the boundary of another application. The primary intent of an EIF is to hold data referenced through one or more elementary processes within the boundary of the application counted. This means an EIF counted for an application must be in an ILF in another application.

Difference between ILFs and EIFs

The primary difference between an internal logical file and an external interface file is that an EIF is **not** maintained by the application being counted, while an ILF is.

Definitions for Embedded Terms

The following paragraphs further define ILFs and EIFs by defining embedded terms within the definitions.

Control Information

Control Information is data that influences an elementary process of the application being counted. It specifies what, when, or how data is to be processed. For example, someone in the payroll department establishes payment cycles to schedule when the employees for each location are to be paid. The payment cycle, or schedule, contains timing information that affects when the elementary process of paying employees occurs.

User Identifiable

The term *user identifiable* refers to defined requirements for processes and/or groups of data that are agreed upon, and understood by, both the user(s) and software developer(s). For example, users and software developers agree that a Human Resources Application will maintain and store Employee information in the application.

Maintained

The term *maintained* is the ability to modify data through an elementary process. Examples include, but are not limited to, add, change, delete, populate, revise, update, assign, and create.

Elementary Process

An *elementary process* is the smallest unit of activity that is meaningful to the user(s). For example, a user requires the ability to add a new employee to the application. The user definition of employee includes salary and dependent information. From the user perspective, the smallest unit of activity is to add a new employee. Adding one of the pieces of information, such as salary or dependent, is not an activity that would qualify as an elementary process. The *elementary process* must be self-contained and leave the business of the application being counted in a consistent state. For example, the user requirements to add an employee include setting up salary and dependent information. If all the employee information is not added, an employee has not yet been created. Adding some of the information alone leaves the business of adding an employee in an inconsistent state. If both the employee salary and dependent information is added, this unit of activity is completed and the business is left in a consistent state.

ILF/EIF Counting Rules

This section defines the rules that apply when counting internal logical files and external interface files.

Summary of Counting Procedures

The ILF and EIF counting procedures include the following two activities:

- 1) Identify the ILFs and EIFs.
- 2) Determine the ILF or EIF complexity and their contribution to the unadjusted function point count. ILF and EIF counting rules are used for each activity.

There are two types of rules:

- Identification rules
- Complexity and contribution rules

The following list outlines how the rules are presented:

- ILF identification rules
- EIF identification rules
- Complexity and contribution rules, which include:
 - Data element types (DETs)
 - Record element types (RETs)

ILF Identification Rules

To identify ILFs, look for groups of data or control information that satisfy the definition of an ILF. All of the following counting rules must apply for the information to be counted as an ILF.

- The group of data or control information is logical and user identifiable.
- The group of data is maintained through an elementary process within the application boundary being counted.

EIF Identification Rules

To identify EIFs, look for groups of data or control information that satisfy the definition of an EIF. All of the following counting rules must apply for the information to be counted as an EIF.

- The group of data or control information is logical and user identifiable.
- The group of data is referenced by, and external to, the application being counted.
- The group of data **is not maintained** by the application being counted.
- The group of data is maintained in an ILF of another application.

Complexity and Contribution Definitions and Rules

The number of ILFs, EIFs, and their relative functional complexity determine the contribution of the data functions to the unadjusted function point count. Assign each identified ILF and EIF a functional complexity based on the number of data element types (DETs) and record element types (RETs) associated with the ILF or EIF. This section defines DETs and RETs and includes the counting rules for each.

DET Definition

A *data element type* is a unique user recognizable, non-repeated field.

DET Rules

The following rules apply when counting DETs:

1. Count a DET for each unique user recognizable, non-repeated field maintained in or retrieved from the ILF or EIF through the execution of an elementary process. For example:
 - An account number that is stored in multiple fields is counted as one DET.

- A before or after image for a group of 10 fields maintained for audit purposes would count as one DET for the before image (all 10 fields) and as one DET for the after image (all 10 fields) for a total of 2 DETs.
 - The result(s) of a calculation from an elementary process, such as calculated sales tax value for a customer order maintained on an ILF is counted as one DET on the customer order ILF.
 - Accessing the price of an item which is saved to a billing file or fields such as a time stamp if required by the user(s) are counted as DETs.
 - If an employee number which appears twice in an ILF or EIF as (1) the key of the employee record and (2) a foreign key in the dependent record, count the DET only once.
 - Within an ILF or EIF, count one DET for the 12 Monthly Budget Amount fields. Count one additional field to identify the applicable month. For Example:
2. When two applications maintain and/or reference the same ILF/EIF, but each maintains/references separate DETs, count only the DETs being used by each application to size the ILF/EIF. For Example:
 - Application A may specifically identify and use an address as street address, city, state and zip code. Application B may see the address as one block of data without regard to individual components. Application A would count four DETs; Application B would count one DET.
 - Application X maintains and/or references an ILF that contains a SSN, Name, Street Name, Mail Stop, City, State, and Zip. Application Z maintains and/or references the Name, City, and State. Application X would count seven DETs; Application Z would count three DETs.
 3. Count a DET for each piece of data required by the user to establish a relationship with another ILF or EIF.
 - In an HR application, an employee's information is maintained on an ILF. The employee's job name is included as part of the employee's information. This DET is counted because it is required to relate an employee to a job that exists in the organization. This type of data element is referred to as a *foreign key*.
 - In an object oriented (OO) application, the user requires an association between object classes, which have been identified as separate ILFs. Location name is a DET in the Location EIF. The location name is required when processing employee information; consequently, it is also counted as a DET within the Employee ILF.

Lecture No. 11

Function Point Counting Process (cont.)

RET Definition

A *record element type* (RET) is a user recognizable subgroup of data elements within an ILF or EIF. There are two types of subgroups:

- Optional
- Mandatory

Optional subgroups are those that the user has the option of using one or none of the subgroups during an elementary process that adds or creates an instance of the data.

Mandatory subgroups are subgroups where the user must use at least one. For example, in a Human Resources Application, information for an employee is added by entering some general information. In addition to the general information, the employee is a salaried or hourly employee. The user has determined that an employee must be either salaried or hourly. Either type can have information about dependents. For this example, there are three subgroups or RETs as shown below:

- Salaried employee (mandatory); includes general information
- Hourly employee (mandatory); includes general information
- Dependent (optional)

RET Rules

One of the following rules applies when counting RETs:

- Count a RET for each optional or mandatory subgroup of the ILF or EIF.
- Or**
- If there are no subgroups, count the ILF or EIF as one RET.

Hints to Help with Counting

The following hints may help you apply the ILF and EIF counting rules.

Caution: These hints *are not* rules and should not be used as rules.

1. Is the data a logical group that supports specific user requirements?
 - a) An application can use an ILF or EIF in multiple processes, but the ILF or EIF is counted only once.
 - b) A logical file cannot be counted as both an ILF and EIF for the same application. If the data group satisfies both rules, count as an ILF.
 - c) If a group of data was not counted as an ILF or EIF itself, count its data elements as DETs for the ILF or EIF, which includes that group of data.
 - d) Do not assume that one physical file, table or object class equals one logical file when viewing data logically from the user perspective.
 - e) Although some storage technologies such as tables in a relational DBMS or sequential flat file or object classes relate closely to ILFs or EIFs, do not assume that this always equals a one-to-one physical-logical relationship.
 - f) Do not assume all physical files must be counted or included as part of an ILF or EIF.
2. Where is data maintained? Inside or outside the application boundary?
 - a) Look at the workflow.

- b) In the process functional decomposition, identify where interfaces occur with the user and other applications.
 - c) Work through the process diagram to get hints.
 - d) Credit ILFs maintained by more than one application to each application at the time the application is counted. Only the DETs being used by each application being counted should be used to size the ILF/EIF.
3. Is the data in an ILF maintained through an elementary process of the application?
- a) An application can use an ILF or EIF multiple times, but you count the ILF or EIF only once.
 - b) An elementary process can maintain more than one ILF.
 - c) Work through the process diagram to get hints.
 - d) Credit ILFs maintained by more than one application to each application at the time the application is counted.

Hints to Help with Identifying ILFs, EIFs, and RETs

Differentiating RETs from ILFs and EIFs is one of the most activities in FP analysis. Different concepts regarding entities play a pivotal role in this regards. Let us therefore understand what an entity is and what different types of entities are.

Entity

An entity is defined by different people as follows:

- A thing that can be distinctly identified. (Chen)
- Any distinguishable object that is to be represented in the database. (Date)
- Any distinguishable person, place, thing, event or concept about which information is kept. (Bruce)
- A data entity represents some "thing" that is to be stored for later reference. The term entity refers to the logical representation of data. (Finkelstein)
- An entity may also represent the relationship between two or more entities, called **associative entity**. (Reingruber)
- An entity may represent a subset of information relevant to an instance of an entity, called **subtype entity**. (Reingruber)

That is, an entity is a principal data object about which information is collected that is a fundamental thing of relevance to the user, about which a collection of facts is kept.

An entity can be a weak entity or a strong entity. A weak entity is the one which does not have any role in the problem domain without some other entity. Weak entities are RETs and strong entities are ILFs and EIFs. Identification of weak entities is therefore important for distinguishing between RETs and logical files.

Weak Entities

There are three types of weak entities: Associative entity types, attributive entity type, and entity subtype. These are elaborated as follows:

- **Associative Entity Type** – An entity which defines many-to-many relationship between two or more entities.
 - Student – course
 - Part – dealer

- **Attributive Entity Type** – An entity type which further describes one or more characteristics of another entity.
 - Product – Part
 - Product – Product Price Information
- **Entity Subtype** – A subdivision of entity. A subtype inherits all the attributes of its parent entity type, and may have additional, unique attributes.
 - **Employee**
 - Permanent Employee**
 - Contract Employee**
 - **Employee**
 - Married Employee**
 - Single Employee**

Logical Files

Grouping of data into logical files is the result of combined effect of two grouping methods:

- How data is accessed as a group by elementary processes? (process driven)
- The relationship between the entities and their interdependency based on business rules. (data driven)

The following guideline can be used for this purpose:

- Process Driven Approach
- Data Driven Approach

Process Driven Approach

If several entities are always **created** together and **deleted** together then this is a strong indication that they should be grouped into a single logical file.

- A customer PO is a single group of data from a user business perspective.
- It consists of a header and items information.
- From a business perspective, an order cannot be created unless it has at least one item and if the order is deleted both the order header and items are deleted. However the header and the items may have independent maintenance transactions.

Data Driven Approach

Entity Independence: an entity has significance to the business in and of itself without the presence of other entities. This is a logical file.

Entity Dependence: an entity is not meaningful, has no significance to the business in and of itself **without** the presence of other entities. This is an RET.

- Given two linked entities A and B, whether B is dependent or independent:
 - Is B significant to the business apart from the occurrence of A linked to it?
 - If we delete an occurrence "a" of A, what happens to occurrence "b" of B linked to "a"?

For example in the following scenarios, the first one is the example of entity dependence while the second one is the example of entity independence.

- Employee – Child
- Employee - Company Adopted Child

These concepts are summarized in the following table:

E/R Concept	E/R Term	FPA Term	IFPUG CPM 4.1 Definition
Principal data objects about which information is collected	Entity or Entity Type	ILF or EIF	File refers to a logically related group of data and not the physical implementation of those groups of data.
An entity type which contains attributes which further describe relationships between other entities	Associative entity type	Optional or mandatory subgroup	User recognizable subgroup of data elements within an ILF or EIF
An entity type that further describes one or more characteristics of another entity type	Attributive entity type	Optional or mandatory subgroup	User recognizable subgroup of data elements within an ILF or EIF
A division of an entity type, which inherits all the attributes and relationships of its parent entity type; may have additional, unique attributes and relationships	Entity subtype	Optional or mandatory subgroup	User recognizable subgroup of data elements within an ILF or EIF

Definitions: EIs, EOs and EQs

This section includes the definitions of EIs, EOs and EQs. Embedded terms within the definitions are defined, and examples are included throughout this definition section.

External Inputs

An external input (EI) is an elementary process that processes data or control information that comes from outside the application boundary. The primary intent of an EI is to maintain one or more ILFs and/or to alter the behavior of the system.

External Outputs

An external output (EO) is an elementary process that sends data or control information outside the application boundary. The primary intent of an external output is to present information to a user through processing logic other than, or in addition to, the retrieval of data or control information. The processing logic must contain at least one mathematical formula or calculation, or create derived data. An external output may also maintain one or more ILFs and/or alter the behavior of the system.

External Inquiry

An external inquiry (EQ) is an elementary process that sends data or control information outside the application boundary. The primary intent of an external inquiry is to present information to a user through the retrieval of data or control information from an ILF or EIF. The processing logic contains no mathematical formulas or calculations, and creates no derived data. No ILF is maintained during the processing, nor is the behavior of the system altered.

Summary of the Functions Performed by EIs, EOs, and EQs

The main difference between the transactional function types is their primary intent. The table below summarizes functions that may be performed by each transactional function type, and specifies the primary intent of each. Note the primary intent for an EI—this is

the main difference from EOs and EQs. Some of the differences between EOs and EQs are that an EO may perform the functions of altering the behavior of the system or maintaining one or more ILFs when performing the primary intent of presenting information to the user. Other differences are identified in the section below that summarizes forms of processing logic used by each transactional function.

Function	Transactional Function Type		
	EI	EO	EQ
Alter the behavior of the system	PI	F	N/A
Maintain one or more ILFs	PI	F	N/A
Present information to a user	F	PI	PI

Legend:

PI The primary intent of the transactional function type

F A function of the transactional function type, but is not the primary intent and is sometimes present

N/A The function is not allowed by the transactional function type.

Processing Logic

Processing logic is defined as requirements specifically requested by the user to complete an elementary process. Those requirements may include the following actions:

1. Validations are performed.
For example, when adding a new employee to an organization, the employee process has processing logic that validates the information being added.
2. Mathematical formulas and calculations are performed.
For example, when reporting on all employees within an organization the process includes calculating the total number of salaried employees, hourly employees and all employees.
3. Equivalent values are converted
For example, an elementary process references currency conversion rates from US dollars to other currencies. The conversion is accomplished by retrieving values from tables, so calculations need not be performed.
4. Data is filtered and selected by using specified criteria to compare multiple sets of data.
For example, to generate a list of employees by assignment, an elementary process compares the job number of a job assignment to select and lists the appropriate employees with that assignment.
5. Conditions are analyzed to determine which are applicable.
For example, processing logic exercised by the elementary process when an employee is added and will depend on whether an employee is paid based on salary or hours worked.
6. One or more ILFs are updated.
For example, when adding an employee, the elementary process updates the employee ILF to maintain the employee data.
7. One or more ILFs or EIFs are referenced.
For example, when adding an employee, the currency EIF is referenced to use the correct US dollar conversion rate to determine an employee's hourly rate.
8. Data or control information is retrieved.
 - a) For example, to view a list of possible pay grades, pay grade information is retrieved.
9. Derived data is created by transforming existing data to create additional data.

For example, to determine (derive) a patient's registration number (e.g., SMIJO01), the following data is concatenated:

- a) the first three letters of the patient's last name (e.g., SMI for Smith)
 - b) the first two letter of the patient's first name (e.g., JO for John)
 - c) a unique two-digit sequence number (starting with 01)
10. Behavior of the system is altered.
For example, the behavior of the elementary process of paying employees is altered when a change is made to pay them every other Friday versus on the 15th and the last day of the month.
 11. Prepare and present information outside the boundary.
For example, a list of employees displayed for the user.
 12. Capability exists to accept data or control information that enters the application boundary.
For example, a user enters several pieces of information to add a customer order to the system.
 13. Data is resorted or rearranged.
For example, a user requests the list of employees in alphabetical order.
Note: Resorting or rearranging a set of data does not impact the identification of the type or uniqueness of a transactional function.

Summary of Processing Logic Used by EIs, EOs and EQs

The following table summarizes which forms of g logic may be performed by EIs, Eos, and EQs. For each transactional function type, certain types of processing logic must be performed to accomplish the primary intent of that type.

Form of Processing Logic	Transactional Functional Type		
	EI	EO	EQ
1. Validations are performed	c	c	c
2. Mathematical Formula and calculations are performed	c	m*	n
3. Equivalent Values are converted	c	c	c
4. Data is filtered and selected by using specified criteria to compare multiple sets of data.	c	c	c
5. Conditions are analyzed to determine which are applicable	c	c	c
6. At least one ILF is updated	m*	m*	n
7. At least one ILF or EIF is referenced	c	c	m
8. Data or control information is retrieved	c	c	m
9. Derived data is created	c	m*	n
10. Behavior of system is altered	m*	m*	n
11. Prepare and present information outside the boundary	c	m	m
12. Capability to accept data or control information that enters the application boundary	m*	c	c
13. Resorting or rearranging a set of data	c	c	c

Legend

- m it is **mandatory** that the function type perform the form of processing logic.
- m* it is **mandatory** that the function type perform at least one of these (m*) forms of processing logic
- c the function type **can** perform the form of processing logic, but it is not mandatory.
- n function type **cannot** perform the form of processing logic

EI/EO/EQ Counting Rules

This section defines the rules that apply when counting EIs, EOs and EQs.

Elementary Process Identification Rules

To identify elementary processes, look for user activities occurring in the application. All of the following counting rules must apply for the process to be identified as an elementary process.

- The process is the smallest unit of activity that is meaningful to the user.
- The process is self-contained and leaves the business of the application in a consistent state.

Transactional Functions Counting Rules

To classify each elementary process, determine which of the primary intent descriptions apply, and use the associated rules to identify a specific transactional function type.

Primary Intent Description for EIs

The primary intent of an elementary process is to maintain an ILF or alter the behavior of the system.

External Input Counting Rules

For each elementary process that has a primary intent to maintain one or more ILFs or to alter the behavior of the system, apply the following rules to determine if the function should be classified as an external input. All of the rules must apply for the elementary process to be counted as a unique occurrence of an external input.

- The data or control information is received from outside the application boundary.
- At least one ILF is maintained if the data entering the boundary is not control information that alters the behavior of the system.
- For the identified process, one of the following three statements must apply:
 - Processing logic is unique from the processing logic performed by other external inputs for the application.
 - The set of data elements identified is different from the sets identified for other external inputs for the application.
 - The ILFs or EIFs referenced are different from the files referenced by other external inputs in the application.

Primary Intent Description for EOs and EQs

The primary intent of the elementary process is to present information to a user.

Shared EO and EQ Counting Rules

For each elementary process that has a primary intent to present information to a user, apply the following rules to determine if the process may be classified as an external output or external inquiry. All of the rules must apply for the elementary process to be counted as a unique occurrence of an external output or external inquiry.

- The function sends data or control information external to the application boundary.
- For the identified process, one of the following three statements must apply:
 - Processing logic is unique from the processing logic performed by other external outputs or external inquiries for the application.
 - The set of data elements identified is different from the sets identified for other external outputs and external inquiries in the application.
 - The ILFs or EIFs referenced are different from the files referenced by other external outputs and external inquiries in the application.

Additional External Output Counting Rules

In addition to adhering to all shared EO and EQ rules, one of the following rules must apply for the elementary process to be counted as a unique external output.

- The processing logic of the elementary process contains at least one mathematical formula or calculation.
- The processing logic of the elementary process creates derived data.
- The processing logic of the elementary process maintains at least one ILF.
- The processing logic of the elementary process alters the behavior of the system.

Additional External Inquiry Counting Rules

In addition to adhering to all shared EO and EQ rules, all of the following rules must apply for the elementary process to be counted as a unique external inquiry.

- The processing logic of the elementary process retrieves data or control information from an ILF or EIF.
- The processing logic of the elementary process does not contain a mathematical formula or calculation.
- The processing logic of the elementary process does not create derived data.
- The processing logic of the elementary process does not maintain an ILF.
- The processing logic of the elementary process does not alter the behavior of the system.

Complexity and Contribution Definitions and Rules

The number of EIs, EOs, and EQs and their relative functional complexities determine the contribution of the transactional functions to the unadjusted function point count.

Assign each identified EI, EO and EQ a functional complexity based on the number of file types referenced (FTRs) and data element types (DETs).

FTR Definition

A *file type referenced* is

- An internal logical file read or maintained by a transactional function or
- An external interface file read by a transactional function

DET Definition

A *data element type* is a unique user recognizable, non-repeated field.

EI Complexity and Contribution Rules

This section defines FTR and DET rules used to determine the complexity and contribution of external inputs.

FTR Rules for an EI

The following rules apply when counting FTRs:

- Count an FTR for each ILF maintained.
- Count an FTR for each ILF or EIF read during the processing of the external input.
- Count only one FTR for each ILF that is both maintained and read.

DET Rules for an EI

The following rules apply when counting DETs:

- Count one DET for each user recognizable, non-repeated field that enters or exits the application boundary and is required to complete the external input. For example, job name and pay grade are two fields that the user provides when adding a job.
- Do not count fields that are retrieved or derived by the system and stored on an ILF during the elementary process if the fields did not cross the application boundary.

For example, when the customer order is added to the system, the unit price is automatically retrieved for each ordered item and stored on the billing record. The unit price would not be counted as a DET for the EI because it did not cross the boundary when the user adds the customer order.

For example, in order to maintain the US hourly rate for hourly employees working in other countries with other currencies, the local hourly rate is provided by the user. During the processing of all the pieces of data provided to add an employee, a conversion rate is retrieved from the currency system to calculate the US hourly rate. The calculated US hourly rate is maintained on the employee ILF as a result of adding the employee. The US hourly rate would not be counted as a DET for the EI because it does not enter the boundary, but is internally calculated (i.e., it is derived data).

- Count one DET for the capability to send a system response message outside the application boundary to indicate an error occurred during processing, confirm that processing is complete or verify that processing should continue.

For example, if a user tries to add an existing employee to a Human Resources application, the system generates one of several error messages and the incorrect field is highlighted. Count one DET that includes all the system responses which indicate the error conditions, confirm that processing is complete or verify that processing should continue.

- Count one DET for the ability to specify an action to be taken even if there are multiple methods for invoking the same logical process.

For example, if the user can initiate the adding of an employee clicking on the OK button or by pressing a PF key, count one DET for the ability to initiate the process.

EO/EQ Complexity and Contribution Rules

This section defines FTR and DET rules used to determine the complexity and contribution of external outputs and external inquiries.

Shared FTR Rules for EOs and EQs

The following rule applies when counting FTRs for both EOs and EQs:

- Count one FTR for each ILF or EIF read during the processing of the elementary process.

Additional FTR Rules for an EO

The following additional rules apply when counting FTRs for EOs:

- Count one FTR for each ILF maintained during the processing of the elementary process.
- Count only one FTR for each ILF that is both maintained and read during the elementary process.

Shared DET Rules for EOs and EQs

The following rules apply when counting DETs for both EOs and EQs.

- Count one DET for each user recognizable, non-repeated field that enters the application boundary and is required to specify when, what and/or how the data is to be retrieved or generated by the elementary process. For example (EO/EQ), to generate a list of employees, employee name is a field the user provides when indicating which employees to list.
- Count one DET for each user recognizable, non-repeated field that exits the boundary.

For example (EO/EQ), a text message may be a single word, sentence, or phrase—a line or paragraph included on a report to indicate an explanatory comment counts as a single DET.

For example (EO/EQ), an account number or date physically stored in multiple fields is counted as one DET when it is required as a single piece of information.

For example (EO/EQ), a pie chart might have a category label and a numerical equivalent in a graphical output. Count two DETs—one for designating the category and one for the numerical value.

- If a DET both enters and exits the boundary, count it only once for the elementary process.
- Count one DET for the capability to send a system response message outside the application boundary to indicate an error occurred during processing, confirm that processing is complete or verify that processing should continue.

For example (EO/EQ), if a user tries to request a listing, but does not have access to the information, count one DET for the system response.

- Count one DET for the ability to specify an action to be taken even if there are multiple methods for invoking the same logical process.

For example (EO/EQ), if the user can initiate the generation of a report by clicking on the OK button or by pressing a PF key, count one DET for the ability to initiate the report.

- Do not count fields that are retrieved or derived by the system and stored on an ILF during the elementary process if the fields did not cross the application boundary.

For example (EO), when a paycheck is printed, a status field on the employee ILF is updated to indicate that the check has been printed. Do not count the status field as a DET since it did not cross the boundary.

- Do not count literals as DETs.

For example (EO/EQ), literals include report titles, screen or panel identification, column headings, and field titles.

- Do not count paging variables or system-generated stamps.

For example (EO/EQ), system-generated variables and stamps include

- Page numbers
- Positioning information such as "Rows 37 to 54 of 211"
- Paging commands such as previous, next, and paging arrows on a GUI application
- Date and time fields if they are displayed.

Hints to Help with Counting EIs, EOs and EQs

The following hints may help you apply the EI, EO and EQ counting rules.

Caution: The hints *are not* rules and should not be used as rules.

- Is data received from outside the application boundary?
 - Look at the work flow.
 - Identify where the user and other application interfaces occur in the process functional decomposition.
- Is the process the smallest unit of activity from the user perspective?
 - Look at the different paper or on-line forms used.
 - Review the ILFs to identify how the user groups the information.
 - Identify where the user and other application interfaces occur in the process functional decomposition.
 - Look at what happened in the manual system.
 - Note that one physical input or transaction file or screen can, when viewed logically, correspond to a number of EIs, EOs or EQs.
 - Note that two or more physical input or transaction files or screens can correspond to one EI, EO or EQ if the processing logic is identical.
- Is the process self-contained and does it leave the business in a consistent state?
 - Review other external inputs, external outputs and external inquiries to understand how the user works with the information.
 - Work through the process diagram to get hints.
 - Look at what happened in the manual system.
 - Check for consistency with other decisions.
- Is the processing logic unique from other EIs, EOs and EQs?
 - Identify batch inputs or outputs based on the processing logic required.
 - Remember that sorting or rearranging a set of data does not make processing logic unique.
- Are the data elements different from those for other EIs, EOs or EQs?
 - If the data elements appear to be a subset of the data elements of another EI, EO, or EQ, be sure two elementary processes are required by the user – one for the main data elements and one for the subsets.
- Identify the primary intent of the elementary process before classifying it as an EI, EO, or EQ.
- Identification of the elementary process(es) is based on a joint understanding or interpretation of the requirements between the user and the developers.
- Each element in a functional decomposition may not map to a unique elementary process.
- The identification of the elementary processes requires interpretation of the user requirements. Count only one FTR for each ILF/EIF referenced even if the ILF/EIF has multiple RETs.

Additional Hints to Help Counting EOs and EQs

- Is the process the smallest unit of activity from the user perspective?
 - An EO or EQ can be triggered by a process inside the application boundary. For example, the user requires that a report of all changed employee pay rates be sent to the budgeting area every 8 hours based on an internal clock. Situation A. The report contains employee name, SSN, and hourly pay rate which are all retrieved from the employee file. This is the smallest unit of activity from the user's perspective, contains no mathematical formulas or calculations, and no ILF is maintained in the process. This is one EQ. Situation B. The report contains employee name, SSN, and hourly pay rate which are all retrieved from the employee file. The report also

includes the percentage pay change for the employee which is calculated from the data on the employee file. This is the smallest unit of activity from the user's perspective, and no ILF is maintained in the process. However, since the process contains a mathematical formula, this is one EO.

- o Derived data for an EO does not have to be displayed on the output. For example, each month, a report is generated listing all employees due for appraisal in the next 30 days. The records are selected by calculating next appraisal date based on the employee's last appraisal date, which is a field on the employee file, and the current date plus 30 days. This would be counted as one EO, and not as an EQ.

General System Characteristics

The Unadjusted Function Point count is multiplied by an adjustment factor called the Value Adjustment Factor (VAF). This factor considers the system's technical and operational characteristics and is calculated by answering 14 questions. The factors are:

1. DATA COMMUNICATIONS

The *data* and *control* information used in the application are sent or received over communication facilities. Terminals connected locally to the control unit are considered to use communication facilities. Protocol is a set of conventions which permit the transfer or exchange of information between two systems or devices. All data communication links require some type of protocol.

Score As:

- 0 Application is pure batch processing or a standalone PC.
- 1 Application is batch but has remote data entry *or* remote printing.
- 2 Application is batch but has remote data entry *and* remote printing.
- 3 Application includes online data collection or TP (teleprocessing) front end to a batch process or query system.
- 4 Application is more than a front-end, but supports only one type of TP communications protocol.
- 5 Application is more than a front-end, and supports more than one type of TP communications protocol.

2. DISTRIBUTED DATA PROCESSING

Distributed data or processing functions are a characteristic of the application within the application boundary.

Score As:

- 0 Application does not aid the transfer of data or processing function between components of the system.
- 1 Application prepares data for end user processing on another component of the system such as PC spreadsheets and PC DBMS.
- 2 Data is prepared for transfer, then is transferred and processed on another component of the system (not for end-user processing).
- 3 Distributed processing and data transfer are online and in one direction only.
- 4 Distributed processing and data transfer are online and in both directions.
- 5 Processing functions are dynamically performed on the most appropriate component of the system.

3. PERFORMANCE

Application performance objectives, stated or approved by the user, *in either* response or throughput, influence (or will influence) the design, development, installation, and support of the application.

Score As:

- 0 No special performance requirements were stated by the user.
- 1 Performance and design requirements were stated and reviewed but no special actions were required.
- 2 Response time or throughput is critical during peak hours. No special design for CPU utilization was required. Processing deadline is for the next business day.
- 3 Response time or throughput is critical during all business hours. No special design for CPU utilization was required. Processing deadline requirements with interfacing systems are constraining.
- 4 In addition, stated user performance requirements are stringent enough to require performance analysis tasks in the design phase.
- 5 In addition, performance analysis tools were used in the design, development, and/or implementation phases to meet the stated user performance requirements.

4. HEAVILY USED CONFIGURATION

A heavily used operational configuration, requiring special design considerations, is a characteristic of the application. For example, the user wants to run the application on existing or committed equipment that will be heavily used.

Score As:

- 0 No explicit or implicit operational restrictions are included.
- 1 Operational restrictions do exist, but are less restrictive than a typical application. No special effort is needed to meet the restrictions.
- 2 Some security or timing considerations are included.
- 3 Specific processor requirements for a specific piece of the application are included.
- 4 Stated operation restrictions require special constraints on the application in the central processor or a dedicated processor.
- 5 In addition, there are special constraints on the application in the distributed components of the system.

5. TRANSACTION RATE

The transaction rate is high and it influenced the design, development, installation, and support of the application.

Score As:

- 1 Peak transaction period (e.g., monthly, quarterly, seasonally, annually) is anticipated.
- 2 Weekly peak transaction period is anticipated.
- 3 Daily peak transaction period is anticipated.
- 4 High transaction rate(s) stated by the user in the application requirements or service level agreements are high enough to require performance analysis tasks in the design phase.

- 5 High transaction rate(s) stated by the user in the application requirements or service level agreements are high enough to require performance analysis tasks and, in addition, require the use of performance analysis tools in the design, development, and/or installation phases. Online data entry and control functions are provided in the application.

6. ONLINE DATA ENTRY

On-line data entry and control information functions are provided in the application.

Score As:

- 0 All transactions are processed in batch mode.
- 1 1% to 7% of transactions are interactive data entry.
- 2 8% to 15% of transactions are interactive data entry.
- 3 16% to 23% of transactions are interactive data entry.
- 4 24% to 30% of transactions are interactive data entry.
- 5 More than 30% of transactions are interactive data entry.

7. END-USER EFFICIENCY

The online functions provided emphasize a design for end-user efficiency. The design includes:

- Navigational aids (for example, function keys, jumps, dynamically generated menus)
- Menus
- Online help and documents
- Automated cursor movement
- Scrolling
- Remote printing (via online transactions)
- Pre-assigned function keys
- Batch jobs submitted from online transactions
- Cursor selection of screen data
- Heavy use of reverse video, highlighting, colors underlining, and other indicators
- Hard copy user documentation of online transactions
- Mouse interface
- Pop-up windows.
- As few screens as possible to accomplish a business function
- Bilingual support (supports two languages; count as four items)
- Multilingual support (supports more than two languages; count as six items)

Score As:

- 0 None of the above.
- 1 One to three of the above.
- 2 Four to five of the above.
- 3 Six or more of the above, but there are no specific user requirements related to efficiency.

- 4 Six or more of the above, and stated requirements for end user efficiency are strong enough to require design tasks for human factors to be included (for example, minimize key strokes, maximize defaults, use of templates).
- 5 Six or more of the above, and stated requirements for end user efficiency are strong enough to require use of special tools and processes to demonstrate that the objectives have been achieved.

8. ONLINE UPDATE

The application provides online update for the internal logical files.

Score As:

- 0 None.
- 1 Online update of one to three control files is included. Volume of updating is low and recovery is easy.
- 2 Online update of four or more control files is included. Volume of updating is low and recovery easy.
- 3 Online update of major internal logical files is included.
- 4 In addition, protection against data lost is essential and has been specially designed and programmed in the system.
- 5 In addition, high volumes bring cost considerations into the recovery process. Highly automated recovery procedures with minimum operator intervention are included.

9. COMPLEX PROCESSING

Complex processing is a characteristic of the application. The following components are present:

- Sensitive control (for example, special audit processing) and/or application specific security processing
- Extensive logical processing
- Extensive mathematical processing
- Much exception processing resulting in incomplete transactions that must be processed again, for example, incomplete ATM transactions caused by TP interruption, missing data values, or failed validations
- Complex processing to handle multiple input/output possibilities, for example, multimedia, or device independence

Score As:

- 0 None of the above.
- 1 Any one of the above.
- 2 Any two of the above.
- 3 Any three of the above.
- 4 Any four of the above.
- 5 All five of the above.

10. REUSABILITY

The application and the code in the application have been specifically designed, developed, and supported to be usable in *other* applications.

Score As:

- 0 No reusable code.
- 1 Reusable code is used within the application.
- 2 Less than 10% of the application considered more than one user's needs.
- 3 Ten percent (10%) or more of the application considered more than one user's needs.
- 4 The application was specifically packaged and/or documented to ease re-use, and the application is customized by the user at source code level.
- 5 The application was specifically packaged and/or documented to ease re-use, and the application is customized for use by means of user parameter maintenance.

11. INSTALLATION EASE

Conversion and installation ease are characteristics of the application. A conversion and installation plan and/or conversion tools were provided and tested during the system test phase.

Score As:

- 0 No special considerations were stated by the user, and no special setup is required for installation.
- 1 No special considerations were stated by the user *but* special setup is required for installation.
- 2 Conversion and installation requirements were stated by the user, and conversion and installation guides were provided and tested. The impact of conversion on the project is not considered to be important.
- 3 Conversion and installation requirements were stated by the user, and conversion and installation guides were provided and tested. The impact of conversion on the project is considered to be important.
- 4 In addition to 2 above, automated conversion and installation tools were provided and tested.
- 5 In addition to 3 above, automated conversion and installation tools were provided and tested.

12. OPERATIONAL EASE

Operational ease is characteristic of the application. Effective start-up, back-up, and recovery procedures were provided and tested during the system test phase. The application minimizes the need for manual activities, such as tape mounts, paper handling, and direct on-location manual intervention.

Score As:

- 0 No special operational considerations other than the normal back-up procedures were stated by the user.

1 - 4 One, some, or all of the following items apply to the application. Select all that apply. Each item has a point value of one, except as noted otherwise.

- Effective start-up, back-up, and recovery processes were provided, but operator intervention is required.
 - Effective start-up, back-up, and recovery processes were provided, but no operator intervention is required (count as two items).
 - The application minimizes the need for tape mounts.
 - The application minimizes the need for paper handling.
- 5 The application is designed for unattended operation. Unattended operation means *no operator intervention* is required to operate the system other than to start up or shut down the application. Automatic error recovery is a feature of the application.

13. MULTIPLE SITES

The application has been specifically designed, developed, and supported to be installed at multiple sites for multiple organizations.

Score As:

- 0 User requirements do not require considering the needs of more than one user/installation site.
- 1 Needs of multiple sites were considered in the design, and the application is designed to operate only under identical hardware and software environments.
- 2 Needs of multiple sites were considered in the design, and the application is designed to operate only *under similar* hardware and/or software environments.
- 3 Needs of multiple sites were considered in the design, and the application is designed to operate *under different* hardware and/or software environments.
- 4 Documentation and support plan are provided and tested to support the application at multiple sites and the application is as described by 1 or 2.
- 5 Documentation and support plan are provided and tested to support the application at multiple sites and the application is as described by 3.

14. FACILITATE CHANGE

The application has been specifically designed, developed, and supported to facilitate change.

The following characteristics can apply for the application:

- Flexible query and report facility is provided that can handle simple requests; for example, *and/or* logic applied to only one internal logical file (count as one item).
- Flexible query and report facility is provided that can handle requests of average complexity, for example, *and/or* logic applied to more than one internal logical file (count as two items).
- Flexible query and report facility is provided that can handle complex requests, for example, *and/or* logic combinations on one or more internal logical files (count as three items).
- Business control data is kept in tables that are maintained by the user with online interactive processes, but changes take effect only on the next business day.
- Business control data is kept in tables that are maintained by the user with online interactive processes, and the changes take effect immediately (count as two items).

Score As:

- 0 None of the above.
- 1 Any one of the above.
- 2 Any two of the above.
- 3 Any three of the above.
- 4 Any four of the above.
- 5 All five of the above.

Adjusted FP Count

Each of these factors is scored based between 0-5 on their influence on the system being counted. The resulting score will increase or decrease the Unadjusted Function Point count by 35%. This calculation provides us with the Adjusted Function Point count.

Degree of Influence (DI) = sum of scores of 14 general system characteristics

Value Adjustment Factor (VAF) = $0.65 + DI / 100$

The final Function Point Count is obtained by multiplying the VAF times the Unadjusted Function Point (UFP).

$FP = UFP * VAF$

Lecture No. 12

Software Process and Project Metrics

Everyone asks this question: how do I identify the problem? The answer is measure your process. Measurement helps in identification of the problem as well as in determining the effectiveness of the remedy.

Measurement is fundamental for providing mechanisms for objective evaluation of any process or activity. According to Lord Kelvin:

When you can measure what you are speaking about and express it in numbers, you know something about it; but when you cannot measure, when you cannot express it in numbers, your knowledge is of a meager and unsatisfactory kind: it may be the beginning of knowledge, but you have scarcely, in your thoughts, advanced to the stage of a science.

In order to understand what your problems are, you need to measure. Only then a remedy can be applied. Take the example of a doctor. He measures and monitors different types of readings from a patient (temperature, heart beat, blood pressure, blood chemistry, etc) before proposing a medicine. After giving the medicine, the doctor monitors the effect of the medicine through the follow-up visits and makes the necessary adjustments. This process of measurement, correction and feedback is inherent in all kinds of systems. Software is no exception!

The idea is to measure your product and process to improve it continuously. Now the question is: how can we measure the quality of a software process and system?

Software project management primarily deals with metrics related to productivity and quality. For planning and estimation purposes, we look at the historic data – productivity of our team and the quality of their deliverables in the past projects. This data from the previous efforts is used to determine and estimate the effort required in our current project to deliver a product with a predictable quality. This data is also used to analyze the system bottlenecks and helps us in improving the productivity of our team and the quality of our product.

Measures, Metrics and Indicators

Before we can talk about the measurement process, we first need to understand the terms *measure*, *metrics*, and *indicators*. The terms *measure*, *measurement*, and *metrics* are often used interchangeable but there are significant differences among them. Within the software engineering domain, a measure provides a quantitative value of some attribute of a process or a product. For example, size is one measure of a software product. Measurement is the process or mechanism through which the measure is taken. For example, FP analysis is a mechanism to measure the size of software. Measurement involves taking one or more data points related to some aspect of the product or process. Software metric relates individual software measures to provide a normalized view. For example, defects per function point are one metric which relates two individual measures, that is, defects and size, into one metric.

Metrics give you a better insight into the state of the process or product. These insights are not the problems but just the *indicators* of problems. A software engineers collects measures and develops metrics and indicators.

Tom Gilb says, “Anything that you need to quantify can be measured in some way that is superior to not measuring at all!” This quote has two messages:

1. Anything can be measured
2. It is always better to measure than not doing it even if you do not have a good measuring device; it always gives you some information that you can use.

Metrics for software quality

The most important objective of any engineering activity is to produce high quality product with limited resources and time. The quality of the product cannot be determined if it is be measured.

The quality of the end result depends upon the quality of the intermediate work products. If the requirements, design, code, and testing functions are of high quality, then the chances are that the end product will also be of good quality. So, a good software engineer would adopt mechanisms to measure the quality of the analysis and design models, the source code, and the test cases.


At the project level, the primary focus is to measure errors and defects and derive relevant metrics such as requirement or design errors per function point, errors uncovered per review hour, errors per thousand lines of code. These metrics provide an insight into the effectiveness of the quality assurance activities at the team as well as individual level.

Lecture No. 13

Software Quality Factors

In 1978, McCall identified factors that could be used to develop metrics for the software quality. These factors try to assess the inner quality of software from factors that can be observed from outside. The basic idea is that the quality of the software can be inferred if we measure certain attributes once the product is put to actual use. Once completed and implemented, it goes through three phases: operation (when it is used), during revisions (when it goes through changes), and during transitions (when it is ported to different environments and platforms).

During each one of these phases, different types of data can be collected to measure the quality of the product. McCall's model is depicted and explained as follows.



Factors related with operation

- Correctness
 - The extent to which a program satisfies its specifications and fulfills the customer's mission objectives
- Reliability
 - The extent to which a program can be expected to perform its intended function with required precision.
- Efficiency
 - The amount of computing resources required by a program to perform its function
- Integrity
 - Extent to which access to software or data by unauthorized persons can be controlled.
- Usability
 - Effort required to learn, operate, prepare input, and interpret output of a program

Factors related with revision

- Maintainability
 - Effort required to locate and fix an error in a program
- Flexibility
 - Effort required to modify an operational program
- Testability
 - Effort required to test a program to ensure that it performs its intended function

Factors related with adaptation

- Portability
 - Effort required transferring the program from one hardware and/or software system environment to another.
- Reusability
 - Extent to which a program can be reused in other applications
- Interoperability
 - Effort required to couple one system to another.

It is interesting to note that the field of computing and its theoretical have gone through phenomenal changes but McCall's quality factors are still as relevant as they were almost 25 years ago.

Measuring Quality

Gilb extends McCall's idea and proposes that the quality can be measured if we measure the correctness, maintainability, integrity, and usability of the product.

Correctness is defined as the degree to which software performs its function. It can be measured in defects/KLOC or defects/FP where defects are defined as verified lack of conformance to requirements. These are the problems reported by the user after release. These are counted over a standard period of time which is typically during the first year of operation.

Maintainability is defined as the ease with which a program can be corrected if an error is encountered, adapted if environment changes, enhanced if the customer requires an enhancement in functionality. It is an indirect measure of the quality.

A simple time oriented metric to gauge the maintainability is known as MMTC – mean time to change. It is defined as the time it takes to analyze the change request, design an appropriate modification, implement the change, test it, and implement it.

A cost oriented metric used to assess maintainability is called Spoilage. It is defined as the cost to correct defects encountered after the software has been released to the users. Spoilage cost is plotted against the overall project cost as a function of time to determine whether the overall maintainability of software produced by the organization is improving.

Integrity is an extremely important measure especially in today’s context when the system is exposed to all sorts to attacks because of the internet phenomenon. It is defined as software’s ability to withstand attack (both accidental and intentional) to its security. It includes integrity of program, data, and documents. To measure integrity, two additional attributes are needed. These are: threat and security.

Threat is the probability (derived or measured from empirical evidence) that an attack of a specific type will occur within a given time and security is the probability that an attack of a specific type will be repelled. So the integrity of a system is defined as the sum of all the probability that the threat of a specific type will not take place and the probability that if that threat does take place, it will not be repelled.

$$\text{Integrity} = \sum [(1-\text{threat}) \times (1-\text{security})]$$

Finally, usability is a measure of user friendliness – the ease with which a system can be used. It can be measured in terms of 4 characteristics:

- Physical or intellectual skill required learn the system
- The time required to become moderately efficient in the use of system
- The net increase in productivity
- A subjective assessment

It is important to note that except for the usability, the other three factors are essentially the same as proposed by McCall.

Defect Removal Efficiency

Defect removal efficiency is the measure of how many defects are removed by the quality assurance processes before the product is shipped for operation. It is therefore a measure that determines the effectiveness of the QA processes during development. It is useful at both the project and process level.

Defect removal efficiency is calculated as the number of defect removed before shipment as a percentage of total defects

$$\text{DRE} = E/(E+D)$$

Where

- E – errors found before delivery
- D – errors found after delivery (typically within the first year of operation)

Regarding the effectiveness of various QA activities, Capers Jones published some data in 1997 which is summarized in the following table.

Design Inspection					●		●	●	●
Code Inspection				●		●		●	●
Quality Assurance			●			●	●		●
Testing		●	●	●	●	●	●	●	●

In this research, they tried to measure the effectiveness of 4 different activities namely design inspection, code inspection, quality assurance function and testing. It is important to note that testing alone only yields a DRE of 40% on the average. However, when it is combined with design and code inspection, the DRE reaches 97%. That means, code and

design inspection are extremely important activities that are unfortunately not given their due importance.

Lecture No. 14

Metrics for specification quality

As mentioned earlier, the quality of the software specification is of extreme importance as the entire building of software is built on this foundation. A requirement specification document is measured in terms of lack of ambiguity, completeness, consistency, correctness; understand ability, verifiability, achievability, concision, traceability, modifiability, precision, and reusability.

Metrics to assess the quality of the analysis models and the corresponding software specification were proposed by Davis in 1993 for these seemingly qualitative characteristics.

For example, the numbers of requirements are calculated as:

$$n_r = n_f + n_{nf}$$

where

n_r – total number of requirements

n_f – functional requirements

n_{nf} – non-functional requirements

Now lack of ambiguity in the requirements is calculated as:

$$Q_1 = n_{ui}/n_r$$

Where

n_{ui} – number of requirements for which all reviewers had identical interpretation (i.e. unambiguous requirements)

Similarly, completeness is measures as follows:

$$Q_2 = n_u / [n_i \times n_s]$$

n_u – unique functional requirements

n_i – number of inputs (stimuli)

n_s – number of states specified

On the similar lines, the quality of design is also measured quantitatively.

The quality of the architectural design can be measured by measuring its complexity as shown below:

- Structural complexity $S = (f_{out})^2$
- Data complexity $D = v/(f_{out} + 1)$
 - ‘v’ is the number of input and output variables
- System complexity $C = \sum (S_i + D_i)$

Baseline

In order to use the data for estimation and drawing conclusions, it must be base-lined. In the baseline, data from past projects is collected, cleaned, and put in a database. Such metrics baseline is used to reap benefits at the process, project, and product level.

As mentioned above, the metrics baseline consists of data collected from past project over a period of time. To be effective, the data must be reasonably accurate, it should be collected over many projects, measures must be consistent – same technique or yardstick for data collection should have been used, applications should be similar to work that is to be estimated, and feedback to improve baseline's quality.

Metrics for small organizations

The metric program can be quite complex and extensive. Small organization would find it difficult to implement a full-fledged metrics program as it may require quite a number of resources. However, it is important to appreciate that a metrics program of even a smaller scale would also be of immense value and therefore all organizations of all sizes should have should have one. It can be a very simple and can be implemented with the help of simple and inexpensive tools and methods.

Small organizations – around 20 or so people – must measure in a cost effective manner. In order for it to be effective, it should be simple and value-oriented and should focus on result rather than measurement. It is important to establish the objectives of measurement.

This is illustrated by the following example.

Let us assume that we wanted to reduce the time to evaluate and implement change requests in our organization. In order to achieve this objective, we needed to measure the following:

- Time (in hours or days) elapsed from the time a request is made until evaluation is complete - t_{queue}
- Size (fp) of the change request
- Effort (in person months) to perform the evaluation- W_{eval}
- Time elapsed from completion of evaluation to assignment of change order – t_{eval}
- Effort required to make the change – W_{change}
- Time required to make the change – t_{change}
- Errors uncovered during work to make change – E_{change}
- Defects uncovered after change is released – D_{change}

This data was then collected and stored in a simple database as shown below.

Project	Size (FP)	Effort (Pm)	Cost (000)	Rs.	Pages of documentation	Pre-shipment errors	Post-shipment defects	People
abc	120	24	168000		365	134	29	3
def	270	62	440000		1224	321	86	5
ghi	200	43	314000		1050	256	64	6

This data is then normalized on per function point basis as follows:

Project	Size (FP)	Effort (Pm)	Cost (000)	Rs.	Pages of documentation	Pre-shipment errors	Post-shipment defects	People
abc	120	0.2	1400		3.04	1.12	0.24	3
def	270	0.23	1629		4.53	1.19	0.32	5
ghi	200	0.22	1570		5.25	1.28	0.32	6

We are now ready to use this data to analyze the results of process changes and their impact on the time to implement change requests.

In order to do that, we need to employ some statistical techniques and plot the result graphically. This is known as statistical control techniques.

Lecture No. 15

Statistical Control Techniques – control charts

Same process metrics vary from project to project. We have to determine whether the trend is statistically valid or not. We also need to determine what changes are meaningful. A graphical technique known as control charts is used to determine this.

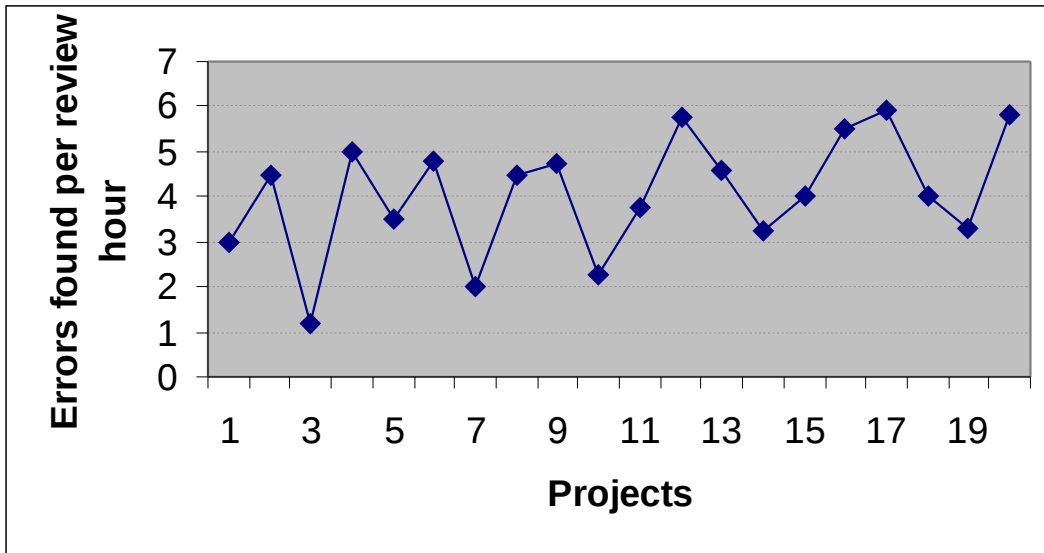
This technique was initially developed for manufacturing processes in the 1920's by Walter Shewart and is still very applicable even in disciplines like software engineering. Control charts are of two types: moving range control chart and individual control chart. This technique enables individuals interested in software process improvement to determine whether the dispersion (variability) and "location" (moving average) of process metrics are stable (i.e. the process exhibits only natural or controlled changes) or unstable (i.e. the process exhibits out-of-control changes and metrics cannot be used to predict performance).

Let us now demonstrate the use of these control charts with the help of an example. Let us assume that the data shown in the following table regarding the average change implementation time was collected over the last 15 months for 20 small projects in the same general software domain 20 projects. To improve the effectiveness of reviews, the software organization provided training and mentoring to all project team members beginning with project 11.

Project	Time /change implementation
1	3
2	4.5
3	1.2
4	5
5	3.5
6	4.8
7	2
8	4.5
9	4.75
10	2.25
11	3.75
12	5.75
13	4.6
14	3.25
15	4
16	5.5
17	5.9
18	4
19	3.3
20	5.8

In order to determine whether our change in process had any impact, we use control charts.

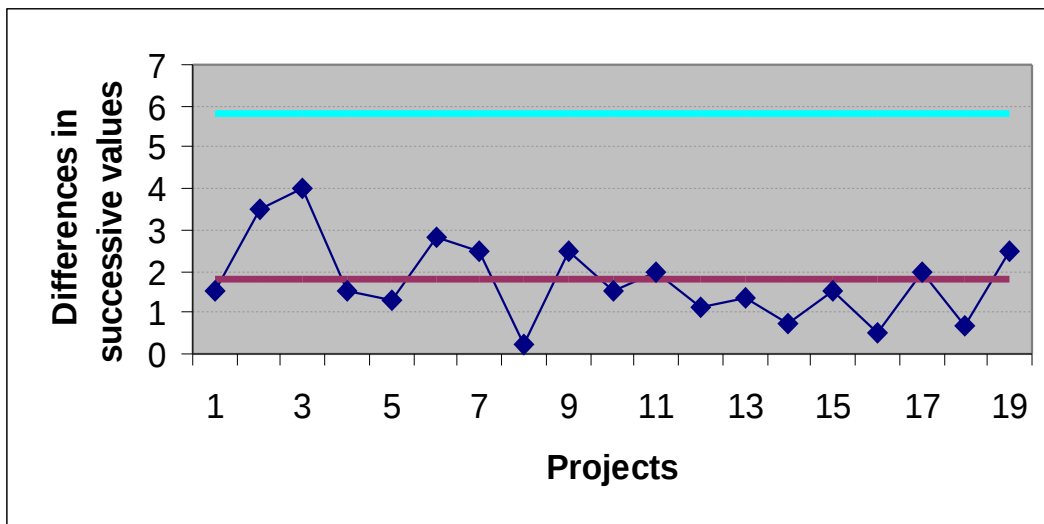
This data is first presented in the graph form as follows:



We now develop the Moving Range Control Chart as follows:

1. Calculate the moving ranges: the absolute values of the successive differences between each pair of data point. Plot these moving ranges on your chart. (the dark blue line)
2. Calculate the mean of the moving ranges. Plot this on the chart. (the red line)
3. Multiply the mean with 3.268. Plot this as the Upper Control Line (UCL). This line is 3 standard deviations above the line. (the light blue line)
4. To determine whether the process metrics description is stable, a simple question is asked: are the moving ranges values inside the UCL? If the answer is yes then the process is stable otherwise it is unstable.

This chart is shown in the following diagram:



This chart is then used to develop the individual control chart as follows:

1. Plot individual metric values
2. Compute the average value for the metrics values - A_m
3. Multiply the mean of moving average by 2.66 and add average computed in step 2 above. The result is Upper Natural Process Limit (UNPL)
4. Multiply the mean of moving average by 2.66 and subtract average computed in step 2 above. The result is Lower Natural Process Limit (LNPL)
5. Plot UNPL and LNPL. If LNPL is less than zero than it need not be plotted unless the metric being evaluated takes on values that are less than 0.
6. Compute a standard deviation as $(UNPL - A_m)/3$.
7. Plot lines 1 and 2 standard deviations above and below A_m .
8. Applying these steps we derive an individual control chart.

This chart may be used to evaluate whether the changes represented by metrics indicate a process that is in control or out of control. For this, the following 4 criteria zone rules are used.

1. A single metrics value lies outside UNPL
2. Two out of three successive values lay more than 2 standards deviations away from A_m .
3. Four out of five successive values lay more than one standard deviation away.
4. Eight consecutive values lie on one side of A_m .

If any of these tests passes, the process is out of control otherwise the process is within control.

Since none of the test passes for the data in our example, our process is in control and this data can be used for inference.

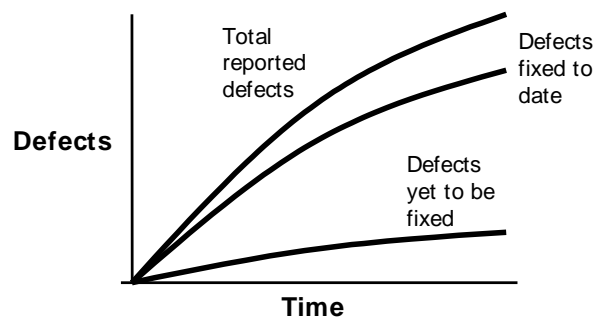
We now analyze our results. It can be seen that the variability decreased after project 10. By computing the mean value of the first 10 and last 10 projects, it can be shown that the remedial measure taken was successful and resulted in 29% improvement in efficiency of the process. Hence the process changes incorporated were useful and bore fruit.

Lecture No. 16

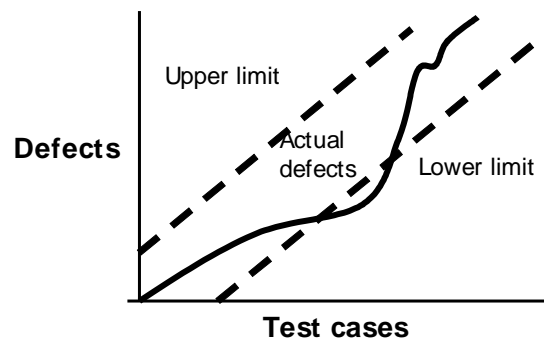
Interpreting Measurements

A good metric system is the one which is simple and cheap and at the same time adds a lot of value for the management. Following are some of the examples that can be used for effective project control and management.

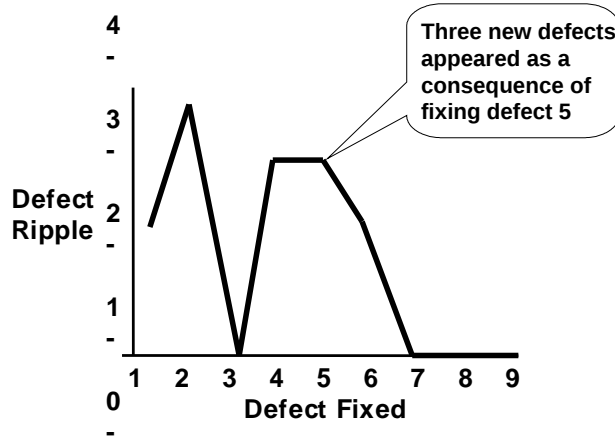
We can collect data about the defects reported, and defects fixed and plot them in the following manner, with their difference showing the defects yet to be fixed. This can give us useful information about the state of the product. If the gap between the defects reported and defects fixed is increasing, then it means that the product is in unstable condition. On the other hand if this gap is decreasing then we can say that the product is in a stable condition and we can plan for shipment.



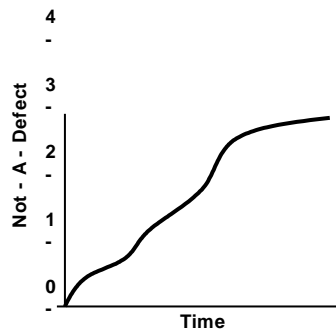
Similarly, we can gain useful information by plotting the defects reported against the number of use cases run. We can use control lines from our previous data and see if the actual defects are within those control limits. If the defects at any given point in time are less than the lower limit then it may mean that our testing team is not doing a good job and coverage is not adequate. On the other hand, if it crosses the upper line then it indicates that the design and coding is not up to mark and we perhaps need to check it.



Another very simple graph as shown below can give a lot of insight into the design quality. In this case, if the frequency of ripple defects is too large, then it means that then there is tight coupling and hence the design is not maintainable.



The following is yet another very simple and effective way of getting insight into the



quality of the requirements. If a number of defects that are reported by the testing team are ultimately resolved as not-a-defect then there may be a severe problem with the requirements document as two teams (development and testing) are interpreting it differently and hence coming to different conclusions.

Lecture No. 17

Software Project Planning

Software project planning is an activity carried out by the project manager to estimate and address the following points:

1. Software scope estimation
2. Resources requirements
3. Time requirements
4. Structural decomposition
5. Risk analysis and planning

Software scope estimation

Software scope describes the data and control to be processed, function, performance, constraints, interfaces, and reliability. Determination of the software scope is a prerequisite of all sorts of estimates, including, resources, time, and budget.

In order to understand the scope, a meeting with the client should be arranged. The analyst should start with developing a relationship with the client representative and start with context-free questions. An understanding of the project background should also be developed. This includes understanding:

- Who is behind the request (sponsor)?
- Who will use the solution (users)?
- What are the economic benefits (why)?

Now is the time to address the find out the more about the product. In this context, the following questions may be asked:

- How would you characterize good output?
- What problems will the solution address?
- Can you show me the environment in which the solution will be used?
- Will any special performance issues or constraints affect the way the solution is approached?
- Are you the right person to answer these questions? Are answers “official”?
- Are my questions relevant to the problem that you have?
- Am I asking too many questions?
- Can anyone else provide additional information?
- Should I be asking you anything else?

In this regards, a technique known as **Facilitated Application Specification Techniques** or simply **FAST** can be used. This is a team-oriented approach to requirement gathering that is used during early stages of analysis and specification. In this case joint team of customers and developers work together to identify the problem, propose elements of the solution, negotiate different approaches, and specify a preliminary set of requirements.

Feasibility

The purpose of the feasibility analysis is to determine can we build software to meet the scope? For this purpose, the project is analyzed on the following 4 dimensions:

Technology

- Is the project technically feasible?
- Is it within the state of the art?
- Can defects be reduced to a level matching the application needs?

Finance

- Is it financially feasible?
- Can development be completed at a cost that software organization, its client, or the market can afford?

Time

- Will the project time to market beat the competition?
- Can we complete the project in the given amount of time?

Resources

- Does the organization have resources needed to succeed? The resources include:
 - HW/SW tools
 - Reusable software components
 - People

Software Project Estimation

Once the project feasibility has been determined, the project manager starts the estimation activity. It is a relatively difficult exercise and has not become an exact science. It is influenced by human, technical, environmental, political factors.

For software project estimation, a project manager can use historic data about its organizations previous projects, decomposition techniques, and/or empirical models developed by different researchers.

Empirical Models

Empirical models are statistical models and are based upon historic data. Although there are many different models developed by different researchers, all of them share the following basic structure:

$$E = A + B * (ev)^c$$

where

- A, B, c are empirical constants,
- 'ev' is the effort in terms of lines of code or FP, and
- 'E' is the effort in terms of person months.

The most famous of these models is the COCOMO - COConstructive COst MOdel – model. It also has many different versions. The simplest of these versions is given below:

$$E = 3.2 (KLOC)^{1.05}$$

Some of these models take into account the project adjustment components including problem complexity, staff experience, and development environment.

It is important to note that there are a number of models with each yielding a different result. This means that any model must be calibrated for local needs before it can be effectively used.

The Software Equation

The software equation shown below is dynamic multivariable estimation model. It assumes a specific distribution of effort over the life of the software development project and is derived from productivity data collected for over 4000 projects.

$$E = [\text{LOC} \times B^{0.333}/P]^3 \times (1/t^4)$$

Where:

- E – effort in person months or person years
- t – project duration in months or years
- B – special skill factor
 - Increases slowly as the need for integration, testing, QA, documentation, and management skills grow
- P – productivity parameter
 - Overall process maturity and management practices
 - The extent to which good SE practices are used
 - The level of programming language used
 - The state of the software environment
 - The skills and experience of the software team
 - The complexity of the application

Buy versus build

It is often more cost-effective to acquire than to build. There may be several different options available. These include:

- Off-the-shelf licensed software
- Software components to be modified and integrated into the application
- Sub-contract

The final decision depends upon the criticality of the software to be purchased and the end cost. The buy versus build decision process involves the following steps:

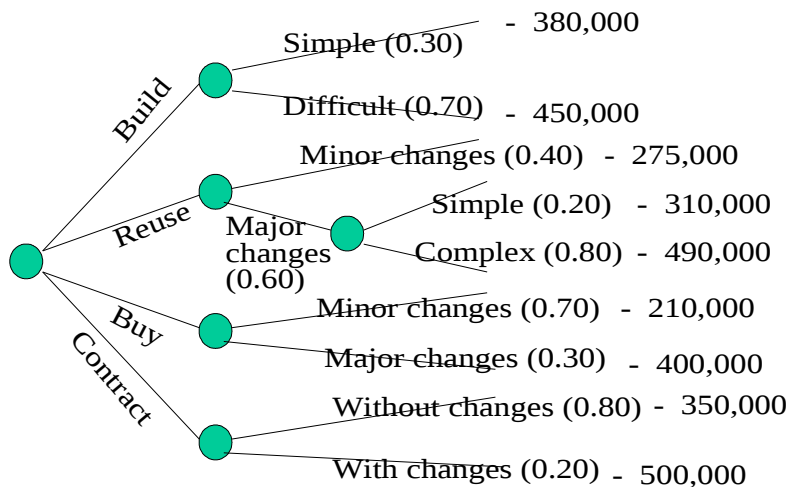
- Develop specification for function and performance of the desired software. Define measurable characteristics whenever possible.
- Estimate internal cost and time to develop
- Select 3-4 candidate applications that best meet your specifications
- Select reusable software components that will assist in constructing the required application
- Develop comparison matrix that presents a head-to-head comparison of key function. Alternatively, conduct benchmark tests to compare candidate software.

- Evaluate each software package or component based on past product quality, vendor support, product direction, reputation, etc.
- Contact other users of the software and ask for opinion.

The following key considerations must always be kept in the perspective:

- Delivery date
- Development Cost
 - Acquisition + customization
- Maintenance Cost

A decision tree can be built to analyze different options in this regards. As an example of this, let us consider the following. In this case, we have four different options, namely, build, reuse, buy, and contract. We analyze each one of these with the help of a decision tree. Each node of the tree is further partitioned a probability is assigned to each branch. At the end, cost for each path in the tree, from root to a leaf, is estimated and associated with that path. This process is shown in the following diagram.



Once the information in the tree is complete, it is used to determine the most viable option. For each option the expected cost is determined as follows:

$$\text{Expected cost} = \sum (\text{path probability})_i \times (\text{estimated path cost})$$

Using this formula, we calculate the expected cost of each option as follows:

$$\text{Build} = 0.30 \times 380 + 0.70 \times 450000 = 429000$$

$$\text{Reuse} = 0.4 \times 275000 + 0.6 \times 0.2 \times 310000 + 0.6 \times 0.8 \times 490000 = 382400$$

The expected cost of Buy and Contract can also be calculated in a similar fashion and comes out to be:

$$\text{Buy} = 267000$$

$$\text{Contract} = 380000$$

Therefore, according to this analysis, it is most viable to buy than any other option.

Lecture No. 18

Risk analysis and management

Analysis and management of project risks is also a very important activity that a project manager must perform in order to improve the chances for the project. Robert Charette defines risk as follows:

Risk concerns future happenings. Today and yesterday are beyond active concern. The question is, can we, therefore, by changing our action today create and opportunity for a different and hopefully better situation for ourselves tomorrow. This means, second, that risk involves change, such as changes in mind, opinion, action, or places. ... [Third,] risks involve choice, and the uncertainty that choice itself entails.

Risk analysis and management involves addressing the following concerns:

1. Future – what risks might cause the project to go awry
2. Change – what change might cause the risk to strike
 - How changes in requirements, technology, personnel and other entities connected to the project affect the project
3. Choice – what options do we have for each risk

In Peter Drucker words:

while it is futile to try to eliminate risk, and questionable to try to minimize it, it is essential that the risk taken be the right risk.

There are two basic risk management philosophies, reactive and proactive.

- Reactive – Indiana Jones school of risk management
 - Never worrying about problems until they happened, and then reacting in some heroic way – Indiana Jones style.
- Proactive
 - Begins long before technical work starts
 - Risks are identified, their probability and impact are analyzed, and they are ranked by importance.
 - Risk management plan is prepared
 - Primary objective is to avoid risk
 - Since all risks cannot be avoided, a contingency plan is prepared that will enable it to respond in a controlled and effective manner

Unfortunately, Indiana Jones style is more suitable for fiction and has a rare chance of success in real life situations. It is therefore imperative that we manage risk proactively.

A risk has two characteristics:

- Uncertainty – the risk may or may not happen
- Loss – if the risk becomes a reality, unwanted consequences or losses will occur.

A risk analysis involves quantifying degree of uncertainty of the risk and loss associate with it. In this regards, the PM tries to find answers to the following questions:

- What can go wrong?
- What is the likelihood of it going wrong?
- What will the damage be?
- What can we do about it?

Lecture No. 19

Types of Risks

Each project is faced with many types of risks. These include:

- Project risks
 - Will impact schedule and cost
 - Includes budgetary, schedule, personnel, resource, customer, requirement problems
- Technical risks
 - Impact the quality, timelines, and cost
 - Implementation may become difficult or impossible
 - Includes design, implementation, interface, verification and maintenance problems
 - Leading edge technology
- Business risks
 - Marketability
 - Alignment with the overall business strategy
 - How to sell
 - Losing budget or personnel commitments

Furthermore, there are predictable and unpredictable risks. Predictable risks can be uncovered after careful evaluation whereas unpredictable risks cannot be identified.

Risk Identification

It is the responsibility of the project manager to identify known and predictable risks. These risks fall in the following categories of generic risks and product specific risks. *Generic risks* are threats to every project whereas *Product specific risks* are specific to a particular project. The question to be asked in this context is: what special characteristics of this project may threaten your project plan? A useful technique in this regards is the preparation of a risk item checklist. This list tries to ask and answer questions relevant to each of the following topics for each software project:

- Product size
- Business impact
- Customer characteristics
- Process definition
- Development environment
- Technology to be built
- Staff size and experience

Assessing Overall Project Risks

In order to assess the overall project risks, the following questions need to be addressed:

- Have top software and customer managers formally committed to support the project?
- Are end-users committed to the project and the system/product to be built?
- Are requirements fully understood?
- Have customers been involved fully in requirement definition?
- Do end-users have realistic expectations?
- Does the software team have right mix of skills?

- Are project requirements stable?
- Does the project team have experience with the technology to be implemented?
- Is the number of people on the project team adequate to do the job?

Risk components and drivers

Each risk has many components and forces behind them. From this perspective, risks can be categorized into the following categories:

- Performance risks
 - Degree of uncertainty that the product will meet its requirements and be fit for its intended use
- Cost risks
 - The degree of uncertainty that the project budget will be maintained
- Support risks
 - Resultant software will be easy to correct, enhance, and adapt
- Schedule risks
 - Product schedule will be maintained

Each risk has its own impact and can be characterized as negligible, marginal, critical, or catastrophic.

This is summarized in the following table:

Risk Impact		Performance	Support	Cost	Schedule
Catastrophic	Consequence of error	Failure to meet the requirements will result in mission failure		Results in increased cost and schedule delays. Expected value in excess of \$500K	
	Consequence of failure to achieve desired result	Significant degradation	Non-responsive or unsupportable	Budget overrun likely	Unachievable
Critical	Consequence of error	Would degrade performance to a point where mission success is questionable		Results in operational delays and or increased cost with expected value of \$100K-\$500K	
	Consequence of failure to achieve desired result	Some reduction in technical performance	Minor delays	Possible overrun	Possible slippage
Marginal	Consequence of error	Result in degradation of secondary mission		Expected value <\$100K	
	Consequence of failure to achieve desired result	Small reduction	Responsive	Sufficient financial resources	Realistic
Negligible	Consequence of error	Inconvenience		Minor	
	Consequence of failure to	No reduction	Supportable	Budget under run	achievable

	achieve desired result			possible	
--	------------------------	--	--	----------	--

Risk Projection

Risk projection is concerned with risk estimation. It attempts to rate risks in two ways: likelihood and consequences. There are four risk project activities. These are:

- Establish a scale that reflects the perceived likelihood of risk
- Delineate the consequences
- Estimate impact
- Note the overall accuracy of risk projection

This process is exemplified with the help of the following table:

Risk	Category	Probability	Impact	RMMM
Size estimate may be significantly low	PS	60%	2	
Larger number of users than planned	PS	30%	3	
Less reuse than planned	PS	70%	2	
End-users resist system	BU	40%	3	
Delivery deadline will be tightened	BU	50%	2	
Funding will be lost	CU	40%	1	
Customer will change requirements	PS	80%	2	
Technology will not meet expectations	TE	30%	1	
Lack of training on tools	DE	80%	3	
Staff inexperienced	ST	30%	2	
Staff turnover will be high	ST	60%	2	

Where impacts are codified as follows:

1: catastrophic 2: critical 3: marginal 4: negligible

and RMMM stands for risk mitigation, monitoring, and management plan.

Lecture No. 20

Assessing Risk Impact

Assessment of risk impact is a non-trivial process. Factors affecting the consequences are the nature, scope, and timing.

For each risk an exposure is calculated as follows:

$$RE = \text{Probability of the risk} \times \text{Cost}$$

This risk exposure is then used to identify the top risks and mitigation strategies.

As an example, let us consider the following case:

- Risk:
 - Only 70% of the software components scheduled for reuse will, in fact, be integrated into the application. The remaining functionality will have to be custom developed.
- Risk Probability – 80% likely (i.e. 0.8)
- Risk impact
 - 60 reusable software components were planned. If only 70% can be used, 18 components would have to be developed from scratch. Since the average component will cost 100,000, the total cost will be 1,800,000.
- Therefore, $RE = 0.8 * 1,800,000 = 1,440,000$

A high level risk may be refined into finer granularity to handle it efficiently. As an example, the above mentioned risk is refined as follows:

1. Certain reusable components were developed by 3rd party with no knowledge of internal design standard.
2. Design standard for component interfaces has not been solidified and may not conform to certain existing components.
3. Certain reusable components have been implemented in a language that is not supported on the target environment.

We can now take the following measures to mitigate and monitor the risk:

1. Contact 3rd party to determine conformance with design standards.
2. Press for interface standard completion; consider component structure when deciding on interface protocol.
3. Check to determine if language support can be acquired.

This leads us to the following Management/Contingency Plan:

1. RE computed to 1,440,000. Allocate this amount within project contingency cost.
2. Develop revised schedule assuming 18 additional components will have to be custom-built
3. Allocate staff accordingly

Risk Mitigation, Monitoring, and Management (RMMM)

The RMMM plan assists the project team in developing strategy for dealing with risk. In this context, an effective strategy must consider:

- Risk avoidance
- Risk monitoring
- Risk management and contingency plan

It must always be remembered that avoidance is always the best strategy.

As an example, let consider the following scenario. In this case high turn-over has been identified as a risk with the following characteristics:

- Risk r_j - High turnover
- Likelihood $l_j = 0.7$
- Impact x_j - projected at level 2 (critical)

Let us now devise a mitigation strategy for reducing turnover. In order to do so, the following steps may be taken:

- Meet with current staff to determine causes for turnover (e.g. poor working conditions, low pay, competitive job market)
- Mitigate those causes that are under our control before the project starts
- Once the project commences, assume turnover will occur and develop techniques to ensure continuity when people leave
- Organize project teams so that information about each development activity is widely dispersed
- Define documentation standards and establish mechanisms to be sure that documents are developed in a timely manner (to ensure continuity)
- Conduct peer reviews of all work (so that more than one person is up to speed)
- Assign a backup staff member for every critical technology

Once the strategy has been devised, the project must be monitored for this particular risk. That is, we must keep an eye on the various factors that can indicate that this particular risk is about to happen. In this case, the factors could be:

- General attitude of team members based on project pressures
- The degree to which the team is jelled
- Interpersonal relationships among team members
- Potential problems with compensation and benefits
- The availability of jobs within the company and outside it

Also, the effectiveness of the risk mitigation steps should be monitored. So, in this example, the PM should monitor documents carefully to ensure that each can stand on its own and that each imparts information that would be necessary if a newcomer were forced to join the software team somewhere in the middle of the project.

Risk Management and Contingency Plan

Risk management and contingency planning assumes that mitigation efforts have failed and that the risk has become a reality.

- Risk has become a reality – some people announce that they will be leaving
- If mitigation strategy has been followed, backup is available, information has been documented, and knowledge has been dispersed
- Temporarily refocus and readjust resources
- People who are leaving are asked to stop all work and ensure knowledge transfer

Risk mitigation and contingency is a costly business. It is therefore important to understand that for RMMM plan, a cost/benefit analysis of each risk must be carried out. The Pareto principle (80-20 rule) is applicable in this case as well – 20% of the identified risk account for 80% of the potential for project failure.

Lecture No. 21

Software Project Scheduling and Monitoring

Software project scheduling is the next task to be performed by the PM. It is important to note once again that in the reasons for project failure, unrealistic deadline and underestimate of effort involved in the project are two of the most important reasons for project failure. Therefore, a good schedule estimate would increase the chances of the success of the project.

In this context, a PM has to first come up with the schedule and then monitor the progress of the project to ensure that things are happening according to the schedule. It would not be out of place to quote Fred Brooks at this point. He says, “*Projects fall behind schedule one day at a time.*” That means a delay of a week or a month or a year does not happen suddenly – it happens one day at a time. Therefore, a project manager has to be vigilant to ensure that the project does not fall behind schedule.

The reality of a technical project is that hundreds of small tasks must occur to accomplish a large goal. Therefore the Project manager’s objectives include:

- Identification and definition all project tasks
- Building a network that depicts their interdependencies
- Identification of the tasks that are critical within the network
- Tracking their progress to ensure delay is recognized one day at a time

For this, the schedule must be fine grained.

Software Project Scheduling

Software project scheduling is an activity that distributes estimated effort across the planned project duration by allocating the effort to specific software engineering tasks.

It is important to note that the schedule evolves over time. During early stages of project planning, a macroscopic schedule is developed. This type of schedule identifies all major SE activities and the product functions to which they are applied. As the project gets underway these tasks are refined into a detailed schedule.

In order to come up with a realistic schedule, the following basic principles are used:

- **Compartmentalization**

The project must be compartmentalized into a number of manageable activities and tasks. To accomplish compartmentalization, both the product and process are decomposed.

- **Interdependency**

The interdependency of each compartmentalized activity or task must be determined. Some tasks must occur in sequence while others can occur in parallel. Some activities cannot commence until the work product produced by another is available.

- Time allocation

Each task to be scheduled must be allocated some number of work units (e.g. person-days of effort). In addition, each task must be assigned a start date and an end date which is a function of the interdependencies and number of resources.

- Effort validation

Every project has a defined number of staff members. As time allocation occurs, the project manager must ensure that no more than the allocated number of people has been scheduled at any given time.

- Defined responsibilities

Every task should be assigned to a specific team member.

- Defined outcomes

Every task should have a defined outcome, normally a work product.

- Defined milestones

Every task or group of tasks should be associated with a project milestone.

Software Project Scheduling and Monitoring

Software project scheduling is the next task to be performed by the PM. It is important to note once again that in the reasons for project failure, unrealistic deadline and underestimate of effort involved in the project are two of the most important reasons for project failure. Therefore, a good schedule estimate would increase the chances of the success of the project.

In this context, a PM has to first come up with the schedule and then monitor the progress of the project to ensure that things are happening according to the schedule. It would not be out of place to quote Fred Brooks at this point. He says, “*Projects fall behind schedule one day at a time.*” That means a delay of a week or a month or a year does not happen suddenly – it happens one day at a time. Therefore, a project manager has to be vigilant to ensure that the project does not fall behind schedule.

The reality of a technical project is that hundreds of small tasks must occur to accomplish a large goal. Therefore the Project manager’s objectives include:

- Identification and definition all project tasks
- Building a network that depicts their interdependencies
- Identification of the tasks that are critical within the network
- Tracking their progress to ensure delay is recognized one day at a time

For this, the schedule must be fine grained.

Software Project Scheduling

Software project scheduling is an activity that distributes estimated effort across the planned project duration by allocating the effort to specific software engineering tasks. It is important to note that the schedule evolves over time. During early stages of project planning, a macroscopic schedule is developed. This type of schedule identifies all major

SE activities and the product functions to which they are applied. As the project gets underway these tasks are refined into a detailed schedule.

In order to come up with a realistic schedule, the following basic principles are used:

- **Compartmentalization**

The project must be compartmentalized into a number of manageable activities and tasks. To accomplish compartmentalization, both the product and process are decomposed.

- **Interdependency**

The interdependency of each compartmentalized activity or task must be determined. Some tasks must occur in sequence while others can occur in parallel. Some activities cannot commence until the work product produced by another is available.

- **Time allocation**

Each task to be scheduled must be allocated some number of work units (e.g. person-days of effort). In addition, each task must be assigned a start date and an end date which are a function of the interdependencies and number of resources.

- **Effort validation**

Every project has a defined number of staff members. As time allocation occurs, the project manager must ensure that no more than the allocated number of people have been scheduled at any given time.

- **Defined responsibilities**

Every task should be assigned to a specific team member.

- **Defined outcomes**

Every task should have a defined outcome, normally a work product.

- **Defined milestones**

Every task or group of tasks should be associated with a project milestone.

Lecture No. 22

Relationship between people and effort

The relationship between the number of people and time to develop an application is not linear. It is not as simple as a 120 man-day project can be developed by 1 person working for 120 days or 120 people working for 1 day. The communication and coordination overhead plays a very significant role.

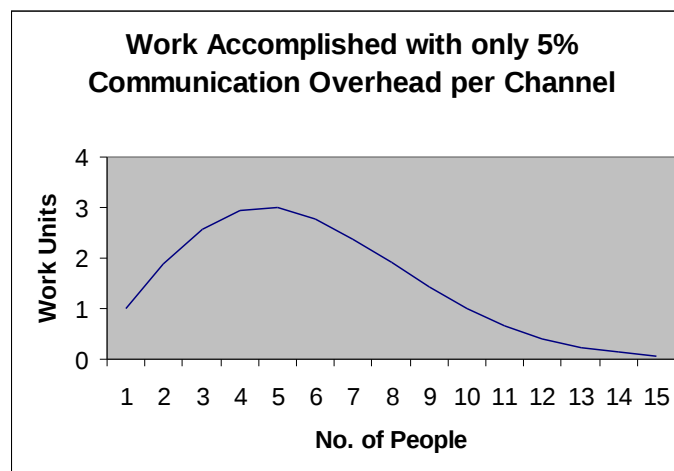
As can be recalled from our earlier discussions, total number of Channels of communication involving N people is given by the following formula.

$$C = N(N-1)/2$$

Now, if the communication overhead per channel is k, then work accomplished is given by:

$$W = (1-k)^C \times N$$

This phenomenon is depicted in the following diagram:



It may be noted here that with only a 5% communication overhead per channel, the total work accomplished by a team of 6 people would be less than the volume of work completed by a team of 4 people. It is also interesting to note that it approaches 0 as the team size approaches 20.

Task Set Definition

A process model defines a task set which comprises of SE work tasks, milestones, and deliverables. This enable a software team to define, develop, and support the software.

Therefore, each software process should define a collection of task sets, designed to meet the needs of different types of projects. To determine the set of tasks to be performed the type of the project and the degree of rigor required needs to be established. Different

types of projects and different degree of rigor. These projects could fall into the following categories:

- Concept development projects
- New application development
- Application enhancement
- Application maintenance
- Reengineering projects

The degree of rigor can also be categorized as Casual, Structured, Strict, or Quick Reaction. The following paragraphs elaborate each one of these.

- Casual
 - All process framework activities are applied, but only a minimum task set is required. It requires reduced umbrella tasks and reduced documentation. Basic principles of SE are however still followed.
- Structured
 - In this case a complete process framework is applied. Appropriate framework activities, related tasks, and umbrella activities (to ensure high quality) are also applied. SQA, SCM, documentation, and measurement are conducted in streamlined manner.
- Strict
 - In this case a full process is implemented and all umbrella activities are applied. The work products generated in this case are robust.
- Quick Reaction
 - This approach is taken in case of an emergency. In this case only task essential for maintaining good quality are applied. After the task has been accomplished, documents are updated by back-filling.

The next question is how to decide about the degree of rigor. For this purpose an adaptation criterion has been developed. The following parameters are considered before a decision is made:

- Size of the project
- Number of potential users
- Mission criticality
- Application longevity
- Stability of requirements
- Ease of customer/developer communication
- Size of the project
- Number of potential users
- Mission criticality
- Application longevity
- Stability of requirements
- Ease of customer/developer communication

These parameters are used to calculate what is known as **Task Set Selector (TSS)** which is then used to determine the degree of rigor. It is computed as follows:

Each adaptation criteria is assigned a grade, weight, and entry point multiplier.

1. A grade value of between 1 and 5 is assigned to each adaptation criteria as appropriate.
2. The default value of the weighting factor (as given in the table below) is reviewed and modify if needed. The ranges should be between 0.8 to 1.2.

Adaptation Criteria	Grade	Weight	Entry Point Multiplier					Product
			Conc.	New Dev.	Enhan.	Maint.	Reeng.	
Size of product		1.2	0	1	1	1	1	
Number of Users		1.1	0	1	1	1	1	
Business Criticality		1.1	0	1	1	1	1	
Longevity		0.9	0	1	1	0	0	
Stability of requirements		1.2	0	1	1	1	1	
Ease of communication		0.9	0	1	1	1	1	
Maturity of technology		0.9	1	1	0	0	1	
Performance Constraints		0.8	0	1	1	0	1	
Embedded / non-embedded		1.2	1	1	1	0	1	
Project Staffing		1.0	1	1	1	1	1	
Interoperability		1.1	0	1	1	1	1	
Reengineering factors		1.2	0	0	0	0	1	
Task set selector								

3. Multiply the grade entered by the weight and by entry point multiplier for the type of project undertaken. The entry point multiplier takes a value of 0 or 1 and indicates the relevance of the adaptation criterion to the project type.

$$\text{Product} = \text{grade} \times \text{weight} \times \text{entry point multiplier}$$

The TSS is then computed as the average of all the entries in the product column. It is then used to determine the degree of rigor required as shown in the table below.

TSS	Degree of Rigor
< 1.2	Casual
1.0 – 3.0	Structured
> 2.4	Strict

It may be noted that there is overlap in TSS values. This overlap is intentional and it depicts that sharp boundaries are impossible to define when making task set selection. In the final analysis, the TSS value, past experience, and common sense must all be factored into the choice of the task set for a project.

This concept is demonstrated with the help of following example. In this case TSS value is computed for a new development project.

Adaptation Criteria	Grade	Weight	Entry point multiplier	Product
			New Development	
Size of product	2	1.2	1	2.4
Number of Users	3	1.1	1	3.3
Business Criticality	4	1.1	1	4.4
Longevity	3	0.9	1	2.7
Stability of requirements	2	1.2	1	2.4
Ease of communication	2	0.9	1	1.8
Maturity of technology	2	0.9	1	1.8
Performance Constraints	3	0.8	1	2.4
Embedded / non-embedded	3	1.2	1	3.6
Project Staffing	2	1.0	1	2.0
Interoperability	4	1.1	1	4.4
Reengineering factors	0	1.2	0	0
TSS				2.6

Since the value of TSS is 2.6, the degree of rigor could be structured or strict. The project manager now needs to use his experience to determine which of the two approaches should be taken.

TSS	Degree of Rigor
< 1.2	Casual
1.0 – 3.0	Structured
> 2.4	Strict

Example – SE Tasks for a Concept Development Project



CS605- Software Engineering II
Solved MCQS
From Midterm Papers

May 14,2013

MC100401285

Moaaz.pk@gmail.com *Mc100401285@vu.edu.pk*

PSMD01

MIDTERM EXAMINATION
Spring 2010
CS605- Software Engineering II

Question No: 1 (Marks: 1) - Please choose one

A law affirming that to continue after a certain level of performance has been reached will result in a decline in effectiveness. This law is known as _____.

- ▶ **Law of Diminishing returns** [click here for detail](#)
- ▶ Law of effectiveness
- ▶ Law of Saturation
- ▶ Law of Marketing returns

Question No: 2 (Marks: 1) - Please choose one

In _____ a team is structured along a traditional hierarchy of authority

- ▶ **closed paradigm** (Page 32)
- ▶ synchronous paradigm
- ▶ random paradigm
- ▶ open paradigm

Question No: 3 (Marks: 1) - Please choose one

MMTC is the abbreviation of

- ▶ measured time to change
- ▶ mean time to collaborate
- ▶ **mean time to change** (Page 68)
- ▶ measure time to cope

Question No: 4 (Marks: 1) - Please choose one

The rapid application development model is

- ▶ Another name for component-based development.
- ▶ A useful approach when a customer cannot define requirements clearly
- ▶ **A high speed adaptation of the linear sequential model.** (Page 19)
- ▶ All of the given

خدا کے سوا کسی سے امید مت رکھو

Question No: 5 (Marks: 1) - Please choose one

While managing the historical data, we should consider the following **except**

- ▶ **Data should be collected only from scientific projects and applications** (Page 72)
- ▶ Data should be collected from many projects
- ▶ Data should be consistent
- ▶ Correct data should be taken

Question No: 6 (Marks: 1) - Please choose one

Quality costs may be divided into costs associated with

- ▶ **prevention, appraisal, and failure** [click here for detail](#)
- ▶ people, process, and product
- ▶ customers, developers, and maintenance
- ▶ all of the given

Question No: 7 (Marks: 1) - Please choose one

When a software is delivered to a client and then client reports the bug in it then that bug is termed as

- ▶ Error
- ▶ **Defect** [click here for detail](#)
- ▶ Mistake
- ▶ Fault

Question No: 8 (Marks: 1) - Please choose one

The _____ model is used to overcome issues related to understanding and capturing of user requirements.

Rapid Prototyping (Page 17)

- Water fall
- Build and Fix
- None of the above

Question No: 9 (Marks: 1) - Please choose one

The software plan is not a static document, it is frequently adjusted to make the project appear on track to meet all deadlines and quality targets.

- ▶ **True** [Click here for detail](#)
- ▶ False

دنیا میں سب سے مشکل کام اپنی اصلاح اور سب سے آسان کام دوسروں پر نکتہ چینی کرنا ہے

Question No: 10 (Marks: 1) - Please choose one

Timeline chart is also known as the _____ chart

▶ **Gantt** (Page 100)

- ▶ PERT
- ▶ FREE LANCE
- ▶ None of the given

Question No: 11 (Marks: 1) - Please choose one

The processes at ----- is focus on continually improving process performance through both incremental and innovative technological changes/improvements.

▶ **Level 5** [Click here for detail](#)

- ▶ Level 1
- ▶ Level 4
- ▶ Level 3

Question No: 12 (Marks: 1) - Please choose one

In order to measure the design quality, if the frequency of ripple defects is too large, then it means that there is tight coupling and hence the

- ▶ design is maintainable
- ▶ **design is not maintainable** (Page 79)
- ▶ design has completed
- ▶ none of the given

Question No: 13 (Marks: 1) - Please choose one

The only reason for an estimate to be unreliable is lack of experience related to the application on the part of the estimator.

- ▶ true
- ▶ **false** [click here for detail](#)

Question No: 14 (Marks: 1) - Please choose one

Usually the performance of the organization change over-night.

- ▶ True
- ▶ **False** [Click here for detail](#)

بری صحبت سے تنہائی بہتر ہے اور تنہائی سے نیک صحبت بہتر ہے

Muhammad Moazz Siddiq – MCS(4th)

Moaaz.pk@gmail.com

Campus:- Institute of E-Learning & Modern Studies
(IEMS) Samundari

Question No: 15 (Marks: 1) - Please choose one

The formal methods model of software development makes use of mathematical methods to

- ▶ define the specification for computer-based systems
- ▶ **all of the given** [click here for detail](#)
- ▶ develop defect free computer-based systems
- ▶ verify the correctness of computer-based systems

Question No: 16 (Marks: 1) - Please choose one

Which one of the following describes the data and control to be processed, function, performance, constraints, interfaces, and reliability?

- ▶ Product Quality
- ▶ **Software scope estimation (Page 80)**
- ▶ Resources requirements
- ▶ Time requirements

Question No: 17 (Marks: 1) - Please choose one

The projects are classified into following categories except

- ▶ New application development
- ▶ Reengineering projects
- ▶ Concept development projects
- ▶ **Marketing Development Projects (Page 96)**

Question No: 18 (Marks: 1) - Please choose one

Quantitative process-improvement objectives for the organization are established, continually revised to reflect changing business objectives at _____.

- ▶ Level 3
- ▶ Level 2
- ▶ **Level 5** [Click here for detail](#)
- ▶ Level 1

Question No: 19 (Marks: 1) - Please choose one

Reliability of a software is a

- ▶ functional requirement
- ▶ **non-functional requirement** [Click here for detail](#)
- ▶ Design Requirement
- ▶ None of the given

اللہ کا خوف سب سے بڑی دانائی ہے

Question No: 20 (Marks: 1) - Please choose one

Build and Fix model is a _____ type of software development activity.

- ▶ Mathematical
- ▶ Perfect
- ▶ **Haphazard** [Click here for detail](#)
- ▶ Planned

MIDTERM EXAMINATION
Spring 2009
CS605- Software Engineering II (Session - 1)

Question No: 1 (Marks: 1) - Please choose one

_____ is not the part of software development loop.

- Status Quo
- Problem definition
- Technical development
- Task set (Page 10)**

Question No: 2 (Marks: 1) - Please choose one

The level 1 of CMM is known as

- Managed
- Defined
- Initial (Page 12)**
- Repeatable

Question No: 3 (Marks: 1) - Please choose one

Build and Fix model is a _____ type of software development activity.

- Mathematical
- Perfect
- Haphazard** [Click here for detail](#) rep
- Planned

ایماندار کو غصہ دیر سے آتا ہے اور جلدی دور ہو جاتا ہے

Question No: 4 (Marks: 1) - Please choose one

According to DeMarco a good Project Manger

should be very nervous

should be very strict in official matters

should not ignore any mistake from his team members.

should have a big heart and should ignore small mistakes (Page 31)

Question No: 5 (Marks: 1) - Please choose one

The best project team organizational model to use when tackling extremely difficult problems is the

chief programmer team model

democratic decentralized model (Page 32)

controlled decentralized model

controlled centralized model

Question No: 6 (Marks: 1) - Please choose one

Which factor is the least important when choosing the organizational structure for a software team?

degree of communication desired

predicted size of the resulting program

rigidity of the delivery date

size of the project budget (Page 32)

Question No: 7 (Marks: 1) - Please choose one

Product and process decomposition occurs simultaneously as the project plan evolves

True [click here for detail](#)

False

Question No: 8 (Marks: 1) - Please choose one

Measuring the quality and performance of a software through any mean is much better than just making a guess about it.

True

false

Question No: 9 (Marks: 1) - Please choose one

The extent to which a program satisfies its specification and fulfills the customer's mission objectives is said to be achieving the

Usability

Efficiency

Reliability

Correctness [click here for detail](#)

Muhammad Moaaz Siddiq – MCS(4th)

Moaaz.pk@gmail.com

**Campus:- Institute of E-Learning & Modern Studies
(IEMS) Samundari**

Question No: 10 (Marks: 1) - Please choose one
Integrity means that the software should

help the users to enjoy usability

none of the given

Withstand the attack from a hacker (Page 69)

help the hacker to hack the system

Question No: 11 (Marks: 1) - Please choose one
Ambiguous requirements can be measured quantitatively

False

True (Page 71)

Question No: 12 (Marks: 1) - Please choose one

Which is used to determine the most viable option for cost estimation when the information in the “Decision tree” is complete.

$$E = 3.2 (\text{KLOC})^{1.05}$$

Expected cost = (path probability)_i x (estimated path cost) (Page 83)

Expected cost = (path probability)_i x (estimated path cost)

Question No: 13 (Marks: 1) - Please choose one

After building the Decision Tree, following formula is used to find the expected cost for an option. Choose the correct formula:

Expected Cost= (path probability)_i * (estimated path cost) (Page 83)

Expected Cost= (path probability)_i / (estimated path cost)

Expected Cost= (path probability)_i + (estimated path cost)

Expected Cost= (path probability)_i - (estimated path cost)

Question No: 14 (Marks: 1) - Please choose one

Degree of uncertainty that the product will meet its requirements and be fit for its intended use is the

Cost risks

Schedule risks

Performance risks (Page 87)

None of the given choices

Question No: 15 (Marks: 1) - Please choose one

The Spiral model of software development is of Iterative nature

True [Click here for detail](#)

false

Muhammad Moaaz Siddiq – MCS(4th)

Moaaz.pk@gmail.com

**Campus:- Institute of E-Learning & Modern Studies
(IEMS) Samundari**

Question No: 16 (Marks: 1) - Please choose one
_____ is data that influences an elementary process of the application being counted.

Elementary Process

External Query

External Output

Control Information (Page 43)

Question No: 17 (Marks: 1) - Please choose one
Empirical models are statistical models and are based upon historic data

True (Page 81)

False

Question No: 18 (Marks: 1) - Please choose one
An entity which defines many-to-many relationship between two or more entities is called

Associative Entity Type (Page 47)

Attributive Entity Type

Entity Subtype

None of these

Question No: 19 (Marks: 1) - Please choose one
Software risk impact assessment should focus on consequences affecting

performance, support, cost, schedule [click here for detail](#)

planning, resources, cost, schedule

marketability, cost, personnel

business, technology, process

Question No: 20 (Marks: 1) - Please choose one
Every task or group of tasks should be associated with a project -----.

Schedule

Member

Manager

Milestone (Page 93)

زندگی میں کامیابی کا یہی راز ہے کہ پریشانیوں سے پریشان مت بنو

Muhammad Moaaz Siddiq – MCS(4th)

Moaaz.pk@gmail.com

Campus:- Institute of E-Learning & Modern Studies
(IEMS) Samundari

MIDTERM EXAMINATION
Spring 2008
CS605- Software EngineeringII (Session - 1)

Question No: 1 (Marks: 1) - Please choose one
Every task should be assigned to a specific team -----.

- ▶ **Member (Page 93)**
- ▶ Manager
- ▶ Organizer
- ▶ None of the given

Question No: 2 (Marks: 1) - Please choose one

Which one is not the Software project planning activity carried out by the project manager for estimation?

- ▶ Software scope estimation
- ▶ Resources requirements
- ▶ Time requirements
- ▶ **Product Quality (Page 80)**

Question No: 3 (Marks: 1) - Please choose one

The higher the Error Index, the higher will be the Defect Removal Efficiency

- ▶ True
- ▶ **False**

Question No: 4 (Marks: 1) - Please choose one

While performing risk analysis, the impact of risk **can not** be measured quantitatively

- ▶ True
- ▶ **False** [Click here for detail](#)

Question No: 5 (Marks: 1) - Please choose one

Degree of uncertainty that the product will meet its requirements and be fit for its intended use is the

- ▶ Cost risks
- ▶ Schedule risks
- ▶ **Performance risks (Page 87)**
- ▶ None of the given choices

دنیا کی سب سے بڑی فتح نفس پر قابو رکھنا ہے

Question No: 6 (Marks: 1) - Please choose one

Proactive risk management philosophy is also some times termed as Indiana Jones school of risk management

- ▶ true
- ▶ **false (Page 84)**

Question No: 7 (Marks: 1) - Please choose one

The number of people required for a software project is determined

- ▶ **after an estimate of the development effort is made.** [Click here for detail](#)
- ▶ from an assessment of the technical complexity of the system.
- ▶ by the size of the project
- ▶ all of the given

Question No: 8 (Marks: 1) - Please choose one

Defect Removal Efficiency (DRE) can be measured by where **E** is **Errors found delivery** and **D** is **error found after delivery** (typically within the first year of operation)

- ▶ **DRE= E/(E+D) (Page 69)**
- ▶ DRE= E - (E+D)
- ▶ DRE= E * (E+D)
- ▶ None of the given

Question No: 9 (Marks: 1) - Please choose one

Integrity means that the software should

- ▶ help the users to enjoy usability
- ▶ none of the given
- ▶ **withstand the attack from a hacker (Page 69) rep**
- ▶ help the hacker to hack the system

Question No: 10 (Marks: 1) - Please choose one

In function point analysis technique EO stands for

- ▶ Export operation
- ▶ Export output
- ▶ **External output (Page 49)**
- ▶ None of these

Question No: 11 (Marks: 1) - Please choose one

Which of these software characteristics are used to determine the scope of a software project?

- ▶ context, lines of code, function
- ▶ context, function, communication requirements
- ▶ **information objectives, function, performance (Page 34)**
- ▶ communications requirements, performance, information objectives

Question No: 12 (Marks: 1) - Please choose one

In _____ a team is structured loosely and depends on individual initiative of the team members

- ▶ **Random paradigm (Page 32)**
- ▶ closed paradigm
- ▶ synchronous paradigm
- ▶ open paradigm

Question No: 13 (Marks: 1) - Please choose one

In _____ a team is structured along a traditional hierarchy of authority

- ▶ **closed paradigm (Page 32)**
- ▶ synchronous paradigm
- ▶ random paradigm
- ▶ open paradigm

Question No: 14 (Marks: 1) - Please choose one

_____ is the first stage of waterfall lifecycle model

- ▶ **Requirement definition (Page 15)**
- ▶ Operation
- ▶ Unit testing
- ▶ Implementation

Question No: 15 (Marks: 1) - Please choose one

_____ is not the part of software development loop.

- ▶ Status Quo
- ▶ Problem definition
- ▶ Technical development
- ▶ **Task set (Page 10) rep**

Question No: 16 (Marks: 1) - Please choose one

_____ is not the management part of software development activities.

- ▶ Coding p7
- ▶ Configuration Management
- ▶ Quality Assurance
- ▶ **Project planning (Page 7) not sure**

جھوٹ انسان اور ایمان دونوں کا دشمن ہے

CS605- Software Engineering II (Session - 1)
Solved Quizzes (Quiz No. 1 & 2)

CS605 – 1st quizzes (4-may-2013)

Question No: 1 of 10 (Marks: 1) - Please choose one

Software process and product quality are controlled at _____.

level 1

initial level

level-4 (Page 12)

level-3

Question No: 2 of 10 (Marks: 1) - Please choose one

QA is an activity performed _____ of the software development.

at the initial stage

at the final stage

throughout (Page 25)

at the middle

Question No: 3 of 10 (Marks: 1) - Please choose one

_____ **the ability to encourage people to create and feel creative.**

Organization

Motivation

Innovation (Page 30)

Managerial Identity

Question No: 4 of 10 (Marks: 1) - Please choose one

Capre Jones divided software related activities into _____ different categories.

35

40

20

25 (Page 7)

Question No: 5 of 10 (Marks: 1) - Please choose one

By default every organization is working at _____

level 1 (Page 12)

level 0

level 3

level 4

Question No: 6 of 10 (Marks: 1) - Please choose one

Software Engineering is the set of _____ and _____ to develop software.

languages , processes

classes ,objects

processes, tools (Page 4)

tools, objects

Question No: 7 of 10 (Marks: 1) - Please choose one

Software has very close relationship with _____

Biology

Physics

chemistry

Economics (Page 5)

Question No: 8 of 10 (Marks: 1) - Please choose one

COCOMO is the classic LOC cost-estimation formula and used thousand delivered source instructions (KDSI) as his _____ of size.

LOC

milestone

unit [Click here for detail](#)

none of given

Question No: 1 of 10 (Marks: 1) - Please choose one

_____ deadline is one of the reasons of project failure.

achievable

feasible

unrealistic (Page 29)

realistic

Question No: 9 of 10 (Marks: 1) - Please choose one

_____ model is very sensitive to the risk.

Spiral (Page 21)

waterfall

incremental

RAD

عقل مند کہتا ہے میں کچھ نہیں جانتا جبکہ بے وقوف کہتا ہے کہ میں سب کچھ جانتا ہوں

Muhammad Moaaz Siddiq – MCS(4th)

Moaaz.pk@gmail.com

**Campus:- Institute of E-Learning & Modern Studies
(IEMS) Samundari**

Question No: 10 of 10 (Marks: 1) - Please choose one

_____ is the ability to encourage technical people to produce to their best.

improvement

motivation (Page 30)

innovation

creation

Question No: 1 of 10 (Marks: 1) - Please choose one

Caper Jones is famous researcher in the field of _____ who made a company named Software Productivity Research

Biology

Chemistry

Mathematics

Software Engineering (Page 7)

Question No: 2 of 10 (Marks: 1) - Please choose one

Reel has defined _____ steps process to improve the chances of success.

3

4

5 (Page 35)

8

Question No: 3 of 10 (Marks: 1) - Please choose one

In _____ model user feedback is received very quickly because product is delivered in small versions.

waterfall

spiral

incremental (Page 18)

object oriented

Question No:4 of 10 (Marks: 1) - Please choose one

_____ approach is better for the team spirits point of view.

Controlled Decentralized

Informal, interpersonal procedures

Controlled Centralized

Democratic Decentralized (Page 32)

جو لوگوں کے سامنے فخر کرتا ہے وہ لوگوں کی نظروں سے گر جاتا ہے

Muhammad Moaaz Siddiq – MCS(4th)

Moaaz.pk@gmail.com

**Campus:- Institute of E-Learning & Modern Studies
(IEMS) Samundari**

Question No: 5 of 10 (Marks: 1) - Please choose one

Construction activities are directly related to the _____ of the software.

Installation

risk analysis

development (Page 8)

debugging

Question No: 6 of 10 (Marks: 1) - Please choose one

Continuous process improvement is enabled by _____ feedback from the _____

analytical , user

mathematical, user

logical, process

qualitative , process (Page 12)

Question No: 7 of 10 (Marks: 1) - Please choose one

The major activities related to software construction are

requirement gathering, design development, coding and testing (Page 8)

installation and training

quality assurance, configuration and planning

implementation and management

Question No: 8 of 10 (Marks: 1) - Please choose one

If requirements are uncertain, _____ will be a suitable.

Incremental

RAD

Waterfall (Page 34)

Prototype

Question No: 9 of 10 (Marks: 1) - Please choose one

Capability maturity model (CMM) is used to judge the _____ model of an organization.

Efficiency

Performance

Productivity

Maturity (Page 12)

عقل مند اپنے عیب خود دیکھتا ہے اور پھو تو فوں کے عیب دنیا دیکھتی ہے

Muhammad Moaaz Siddiq – MCS(4th)

Moaaz.pk@gmail.com

**Campus:- Institute of E-Learning & Modern Studies
(IEMS) Samundari**

Question No: 10 of 10 (Marks: 1) - Please choose one

After passing through all the stages of the software development when we deploy the new system at the user side that stage is called _____

- Integration
- Development
- Installation

Status quo (Page 11)

Question No: 1 of 10 (Marks: 1) - Please choose one

Defects per function points are a ____ metric.

One (Page 65)

- Two
- Three
- Four

Question No: 2 of 10 (Marks: 1) - Please choose one

_____ is the measure of how many defects are removed by the quality assurance processes before the product is shipped for operation

Defect removal efficiency (Page 69)

- defect density
- None of These

Question No: 3 of 10 (Marks: 1) - Please choose one

For software the total numbers of requirements are equal to _____.

- Functional requirements
- non-functional requirements

Functional requirements and non-functional requirements (Page 71)

- None of these

Question No: 1 of 10 (Marks: 1) - Please choose one

In Capability Maturity Model (CMM), _____ performs optimization.

- level1
- level 2
- level3
- level5

(Page 12)

بد صورت چہرہ بد صورت دماغ سے بہتر ہے

Muhammad Moaaz Siddiq – MCS(4th)

Moaaz.pk@gmail.com

**Campus:- Institute of E-Learning & Modern Studies
(IEMS) Samundari**

Question No: 2 of 10 (Marks: 1) - Please choose one

If a software developer is going to develop software for a nuclear reactor which factor(s) will be more important?

- cost effective
- performance
- reliability

both b and c (Page 6)

Question No: 3 of 10 (Marks: 1) - Please choose one

Capability Maturity Model (CMM) has _____ levels.

- 4
- 5 (Page 12)**
- 3
- 2

Question No: 4 of 10 (Marks: 1) - Please choose one

Fred Brook is a famous software engineer who wrote a great book related to software engineering named _____.

A Mythical Man Month (Page 7)

- A Mathematical Man
- Software Methodologies
- None of the above

Question No: 5 of 10 (Marks: 1) - Please choose one

W5HH Principle consists of seven _____.

Answers

Questions (Page 35)

- points
- steps

Question No: 6 of 10 (Marks: 1) - Please choose one

In Rational Unified Process (RUP) horizontal dimension represents the _____ aspect of the process.

Dynamic (Page 24)

- Static
- Both

عقل مند آدمی اس وقت تک نہیں بولتا جب تک خاموشی نہیں ہو جاتی

Question No: 7 of 10 (Marks: 1) - Please choose one

There are two very different approaches to cost estimation. The older approach is called LOC estimation, since it is on initially estimating the number of lines of code that will need to be developed for the project.

Based [Click here for detail](#)

Good

None of given

Bad

Question No: 8 of 10 (Marks: 1) - Please choose one

Task coordinators are appointed for short period of time in _____ organization team structure.

Select correct option:

controlled centralized

democratic decentralized (Page 32)

controlled decentralized

formal impersonal approach

Question No: 9 of 10 (Marks: 1) - Please choose one

_____ model is opposite to waterfall model.

Spiral

Prototype [Click here for detail](#)

Synchronize and Stabilize

Incremental

Question No: 10 of 10 (Marks: 1) - Please choose one

MOI model of leadership was developed by _____

Weinberg (Page 30)

Newton

Don Carlos

Question No: 1 of 10 (Marks: 1) - Please choose one

Each process define certian deliverables known as the _____ .

work products (Page 12)

softwares

final products

items

Muhammad Moaaz Siddiq – MCS(4th)

Moaaz.pk@gmail.com

**Campus:- Institute of E-Learning & Moderen Studies
(IEMS) Samundari**

جو شخص ناکامیوں سے ڈر کر بھاگتا ہے کامیابی اُس سے ڈر کر بھاگتی ہے

Question No: 2 of 10 (Marks: 1) - Please choose one

_____ procedures include QA activities, design and code review, and status meetings.

Formal, interpersonal (Page 33)

Informal, interpersonal

Controlled centralized

Formal, impersonal

Question No: 3 of 10 (Marks: 1) - Please choose one

According to DeMarco a good team leader should have only _____ characteristics.

Four (Page 31)

five

three

seven

Question No: 4 of 10 (Marks: 1) - Please choose one

Synchronize and Stabilize model is adopted by _____.

Apple Macintosh

Microsoft (Page 19)

Sun Java System

Netsol Technologies

Question No: 5 of 10 (Marks: 1) - Please choose one

Extreme programming model is very effective when requirement are very _____ and the project scope is very _____.

Changing, limited (Page 23)

Changing, unlimited

None of these

انسان دکھ نہیں دیتے بلکہ انسانوں سے وابستہ امیدیں دکھ دیتی ہیں

Muhammad Moaaz Siddiq – MCS(4th)

Moaaz.pk@gmail.com

**Campus:- Institute of E-Learning & Modern Studies
(IEMS) Samundari**

Quiz No.1

Question No: 1 of 10 (Marks: 1) - Please choose one

Miscommunication among project staff is one of the reasons of the failure of the software project

True (Page 28)

False

Question No: 2 of 10 (Marks: 1) - Please choose one

_____model is a haphazard type of software development activity.

Water fall

Incremental

Prototyping

Build and Fix

[Click here for detail](#)

Question No: 3 of 10 (Marks: 1) - Please choose one

Water fall model is a document driven model.

True (Page 16)

False

Question No: 4 of 10 (Marks: 1) - Please choose one

_____paradigm, structures a team loosely and depends on individual initiative of the team members

Closed

Random (Page 32)

Open

Synchronous

Question No: 5 of 10 (Marks: 1) - Please choose one

Spiral model has _____ dimensions.

2 (Page 20)

3

4

None of the above

بہترین تجربہ وہ ہے جس سے نصیحت حاصل ہو

Question No: 6 of 10 (Marks: 1) - Please choose one

The _____ model of software development is a good approach when core product is required quickly.

Incremental

[click here for detail](#)

Linear Sequential

Prototyping

None of the above

Question No: 7 of 10 (Marks: 1) - Please choose one

In _____ team organization, there is no permanent leader rather there are task coordinators.

Controlled Decentralized

Democratic Decentralized (Page 32)

Controlled Centralized

Synchronous paradigm

Question No: 8 of 10 (Marks: 1) - Please choose one

_____ is an Object Oriented model.

Spiral

Water fall

Incremental

Fountain

(Page 23)

Question No: 9 of 10 (Marks: 1) - Please choose one

_____ model is developed keeping in mind the element of risk in the development of software

Spiral (Page 20)

RAD

Incremental

Synchronize and Stabilize

Question No: 10 of 10 (Marks: 1) - Please choose one

Vision phase in a software process focuses on _____.

What

Why (Page 14)

How

Change

Muhammad Moaaz Siddiq – MCS(4th)

Moaaz.pk@gmail.com

**Campus:- Institute of E-Learning & Modern Studies
(IEMS) Samundari**

خوبصورتی علم و ادب سے ہوتی ہے لباس و حسن سے نہیں

Question No: 1 of 10 (Marks: 1) - Please choose one

Rapid application development is another form of _____.

Incremental model (Page 19)

- Prototyping model
- Linear Sequential model
- None of the above

Question No: 2 of 10 (Marks: 1) - Please choose one

_____ phase in a software process focuses on change.

Vision

Maintenance (Page 14)

- Definition
- Development

Question No: 3 of 10 (Marks: 1) - Please choose one

_____ model is adopted by Microsoft

- RAD
- Build and Fix
- Spiral

Synchronize and Stabilize (Page 19)

Question No: 4 of 10 (Marks: 1) - Please choose one

_____ teams generate more and better solutions than individuals and are most useful for complex problems

Decentralized (Page 32)

Centralized

Question No: 5 of 10 (Marks: 1) - Please choose one

The _____ model of software development is a good approach when core product is required quickly.

Incremental [click here for detail](#)

- Linear Sequential
- Prototyping
- None of the above

Muhammad Moazz Siddiq – MCS(4th)

Moaaz.pk@gmail.com

**Campus:- Institute of E-Learning & Modern Studies
(IEMS) Samundari**

تم اچھا کرو زمانہ تم کو برا سمجھے یہ اس سے بہتر ہے کہ تم برا کرو اور زمانہ تم کو اچھا سمجھے

Question No: 6 of 10 (Marks: 1) - Please choose one

The _____ model of software development is a useful approach when a customer cannot define requirements clearly.

Prototyping [click here for detail](#)

- Water fall
- RAD
- Build and Fix

Question No: 7 of 10 (Marks: 1) - Please choose one

_____ model has a major drawback in that the delivered product may not fulfill the customer's requirements.

Water fall (Page 17)

- Build and Fix
- Prototyping
- Integrated water fall and prototyping

Question No: 8 of 10 (Marks: 1) - Please choose one

MOI model of leadership stands for

- Motivation , Operationalize ,Integration
- Misunderstanding , Object, Ideas

Motivation , Organization , Innovation (Page 30)

- Miscommunication , Organization, Invention

Question No: 9 of 10 (Marks: 1) - Please choose one

_____ activity is performed throughout software production

Select correct option:

- Maintenance
- Development
- Analysis

Quality Assurance (Page 25)

Question No: 10 of 10 (Marks: 1) - Please choose one

In _____ model the product is developed without any proper design and specifications.

- Water fall

Build and Fix (Page 15)

Prototyping
None of the above

Question No: 1 of 10 (Marks: 1) - Please choose one
software project management focuses on the four P's: These are

People , Product , Process , Problem
People , Product , Process , Project (Page 29)
People , Passion , Process , Project
People , Passion , Planning , Project

Question No: 2 of 10 (Marks: 1) - Please choose one
The _____ dimension in rational unified process model represents the dynamic aspect of the process.

Horizontal (Page 24)
Angular
Vertical
Regular

Question No: 3 of 10 (Marks: 1) - Please choose one
_____ dimension of Spiral model represents the cumulative cost to date

Radial (Page 20)
Angular
Horizontal
circular

Question No: 4 of 10 (Marks: 1) - Please choose one
The important feature of extreme programming is the concept of _____.

Feedback
Risk assessment
Pair programming (Page 23)
Requirement elicitation

Question No: 5 of 10 (Marks: 1) - Please choose one
In software development _____ is performed at the end of each phase.

Verification (Page 26)
Validation

Question No: 6 of 10 (Marks: 1) - Please choose one

Unrealistic deadline is NOT one of the reasons of project failure.

True

False (Page 29)

Question No: 7 of 10 (Marks: 1) - Please choose one

Software _____ relates individual software measures to provide a normalized view.

Measure

Metric (Page 65)

Plan

Attribute

Question No: 8 of 10 (Marks: 1) - Please choose one

We need to employ some statistical techniques and plot the results ----- . These are known as statistical control techniques.

Graphically (Page 74)

Automatically

Manually

Personally

Question No: 9 of 10 (Marks: 1) - Please choose one

Quality can be measured if we measure the _____ of the product.

correctness

maintainability

integrity and usability

All of the given options (Page 68)

Question No: 10 of 10 (Marks: 1) - Please choose one

_____ help in finding the matrix to be stable or unstable

Control chart (Page 75)

Directed Graph

Cyclic chart

Base line graph

انسان کے لئے بری صحبت سے بڑھ کر بری کوئی چیز نہیں

Muhammad Moaaz Siddiq – MCS(4th)

Moaaz.pk@gmail.com

**Campus:- Institute of E-Learning & Modern Studies
(IEMS) Samundari**

Quiz No.2

Question No: 1 of 10 (Marks: 1) - Please choose one

Several entities are always created ----- and deleted together then this is a strong indication that they should be grouped into ----- logical file/files.

Together, Single (Page 48)

- All of the given
- Together, Double
- Together, Multiple

Question No: 2 of 10 (Marks: 1) - Please choose one

-----give you a better insight into the state of the process or product.

Metrics (Page 66)

- Efficiency
- Reliability
- Usability

Question No: 3 of 10 (Marks: 1) - Please choose one

Determination of theis a pre-requisite of all sorts of estimates, including, resources, time, and budget.

software scope (Page 80)

- software Risk
- software Quality
- software Management

Question No: 4 of 10 (Marks: 1) - Please choose one

When more than one user interpret the same requirement in different ways then we can say that the requirements are

- None of the given
- Incomplete

Ambiguous [Click here for detail](#)

- Incorrect

Muhammad Moaaz Siddiq – MCS(4th)

Moaaz.pk@gmail.com

**Campus:- Institute of E-Learning & Modern Studies
(IEMS) Samundari**

خاموشی غصے کا بہترین علاج ہے

Question No: 5 of 10 (Marks: 1) - Please choose one

The extent to which a program satisfies its specifications and fulfills the customer's mission objectives is

Integrity

Reliability

Correctness (Page 67)

None of given

Question No: 6 of 10 (Marks: 1) - Please choose one

In case some software, it is extremely easy to operate with intuitive interface conforming to most excellent GUI practices of the industry. It needs very little training -----

Less than one hour [click here for detail](#)

Less than two hour

Less than five hour

Less than ten hour

Question No: 7 of 10 (Marks: 1) - Please choose one

Metrics to assess the quality of the analysis models and the corresponding software specification were proposed _____

in 1993- 1999.

Ricardo in 1993

Davis in 1990

Davis in 1993 (Page 71)

Question No: 8 of 10 (Marks: 1) - Please choose one

This chart is then used to develop the individual control chart is called statistical control techniques.

Yes (Page 77)

No

Question No: 9 of 10 (Marks: 1) - Please choose one

Which statement is correct?

None of the given

The greater the dependency between the components the lesser is coupling

The lesser the dependency between the components the greater is coupling

Muhammad Moaaz Siddiq – MCS(4th)

Moaaz.pk@gmail.com

**Campus:- Institute of E-Learning & Modern Studies
(IEMS) Samundari**

[The greater the dependency between the components the greater is coupling](#) [Click here for detail](#)

Question No: 10 of 10 (Marks: 1) - Please choose one
Function/Test matrix is a type of

Interim Test report

Final test report

Project status report [click here for detail](#)

Management report

Question No: 1 of 10 (Marks: 1) - Please choose one

The most important objective of any engineering activity is to produce high quality product with limited resources and-----

Time (Page 66)

Persons

Cost

Metrics

Question No: 2 of 10 (Marks: 1) - Please choose one

Extent to which access to software or data by unauthorized persons can be controlled and called

None of given

Efficiency

Reliability

Integrity (Page 67)

Question No: 3 of 10 (Marks: 1) - Please choose one

The amount of computing resources required by a program to perform its function is

Efficiency (Page 67)

Integrity

Reliability

None of given

Question No: 4 of 10 (Marks: 1) - Please choose one

_____ technique was initially developed for manufacturing processes in the 1920's by Walter Shewart.

Upper Control Line

Control chart (Page 75)

CMP

Quality

جھوٹ رزق کو کھا جاتا ہے

Question No: 5 of 10 (Marks: 1) - Please choose one

In measuring Software Process Quality by using control charts, if the gap between the defects reported and defects fixed is increasing, then it means

The product is in unstable condition. (Page 78)

The product is ready for shipment

The product is in stable condition.

None of the above

Question No: 6 of 10 (Marks: 1) - Please choose one

A -----entity is the one which have any ----- in the problem domain without some other entity.

Strong, Role*

All of the given

Weak, Function

None of the Given (Page 47)

Ref: - A weak entity is the one which does not have any role in the problem domain without some other entity.

Question No: 7 of 10 (Marks: 1) - Please choose one

ILF is a ----- identifiable group of logically control in formations ----- the boundary the application.

user, within (Page 42)

user, without

All of the given

user, along

Question No: 8 of 10 (Marks: 1) - Please choose one

In context of moving range and individual control charts, UNPL stands for:

Universal Natural Process Line

Universal Natural Process Limit

Upper Natural Process Limit (Page 77)

Upper Natural Process Line

Question No: 9 of 10 (Marks: 1) - Please choose one

Effort required to test a program to ensure that it performs its intended function _____

Testability page (Page 68)

Bug fixing

Muhammad Moaaz Siddiq – MCS(4th)

Moaaz.pk@gmail.com

**Campus:- Institute of E-Learning & Modern Studies
(IEMS) Samundari**

Debugging
Security

Question No: 10 of 10 (Marks: 1) - Please choose one

The extent to which a program can be expected to perform its intended function with required precision is called _____

Usability

Reliability (Page 67)

Portability

Maintainability

Question No: 1 of 10 (Marks: 1) - Please choose one

Which one of the following is NOT a useful indicator of software quality?

Correctness

Code size (Page 67)

Maintainability

Integrity

Usability

Question No: 2 of 10 (Marks: 1) - Please choose one

Which one of the following does not belong to a strategy for dealing with risk?

Risk avoidance

Security risk assessment (Page 89)

Risk monitoring

Risk management and Contingency planning

Question No: 3 of 10 (Marks: 1) - Please choose one

Three categories of risks are

Business risks, personnel risks, budget risks

Project risks, technical risks, business risks (Page 86)

Planning risks, technical risks, personnel risks

Management risks, technical risks, design risks

Question No: 4 of 10 (Marks: 1) - Please choose one

The software reengineering process model includes restructuring activities for which of the following work items?

Code

Documentation

Data

Muhammad Moaaz Siddiq – MCS(4th)

Moaaz.pk@gmail.com

**Campus:- Institute of E-Learning & Modern Studies
(IEMS) Samundari**

All of the given options

[click here for detail](#)

افضل انسان وہ ہے جو اپنی اصلاح کی کوشش کرتا ہے

Question No: 5 of 10 (Marks: 1) - Please choose one

One graphical technique for determining whether a process exhibits out-of-control change behavior is a.

Control chart (Page 75)

Fishbone diagram

Pareto diagram

Process diagram

Question No: 6 of 10 (Marks: 1) - Please choose one

The first step in project planning is to

Determine the budget.

Select a team organizational model.

Determine the project constraints.

Establish the objectives and scope. (Page 80)

Question No: 7 of 10 (Marks: 1) - Please choose one

FAST is the abbreviation of

Facilitated Application Specification Technology

Facilitated Application Specification Technique (Page 80)

Facilitated Application Specialization Technique

None of the above option

Question No: 8 of 10 (Marks: 1) - Please choose one

Defect per unit function point is a

Measure

Metric (Page 65)

Measurement

None of the above

Question No: 9 of 10 (Marks: 1) - Please choose one

Chart that is used to develop the individual control chart is called statistical control techniques.

Yes (Page 75)

No

Question No: 10 of 10 (Marks: 1) - Please choose one

_____ Is the set of tools and techniques used to develop software?

Muhammad Moaaz Siddiq – MCS(4th)

Moaaz.pk@gmail.com

**Campus:- Institute of E-Learning & Modern Studies
(IEMS) Samundari**

Engineering
Software Engineering (Page 4)

Question No: 1 of 10 (Marks: 1) - Please choose one

The characteristics of well developed software are_____

Reliability
User friendliness
Cost effective

All of the above (Page 5)

Question No: 2 of 10 (Marks: 1) - Please choose one

SE is a Balancing act

Yes (Page 5)

No

Question No: 3 of 10 (Marks: 1) - Please choose one

_____ Is the process of balancing among different characteristics of software?

Software Testing

Software Development (Page 6)

Software Management
Software Risk Analysis

Question No: 4 of 10 (Marks: 1) - Please choose one

_____Is directly related to development of the software

Management

Construction (Page 8)

Coding

None of the above

Question No: 5 of 10 (Marks: 1) - Please choose one

_____ Basic project management processes established to track cost, schedule and functionality. Has the necessary process discipline in place to repeat earlier successes Related to projects

Level 1

Level 2 (Page 12)

Level 3

Level 4

Question No: 6 of 10 (Marks: 1) - Please choose one

Change control is not necessary if a development group is making use of an automated project database tool.

True

False [Click here for detail](#)

Question No: 7 of 10 (Marks: 1) - Please choose one

Which one of the following principles/techniques is NOT software projects scheduling?

Interdependency identification

Time allocation

Effort validation

Function point analysis (Page 93)

Milestone definition

Question No: 8 of 10 (Marks: 1) - Please choose one

Which one of the following is the 4th level of the SEI Capability Maturity Model?

Initial or ad hoc

Optimizing

Managed (Page 12)

Defined

Repeatable

Question No: 9 of 10 (Marks: 1) - Please choose one

Which one of the following activities does not belong to Risk Mitigation, Monitoring, and Management Plan?

Risk Projection (Page 89)

Risk Mitigation

Risk avoidance

Risk Management and Contingency Planning

Question No: 10 of 10 (Marks: 1) - Please choose one

The prototyping model of software development is

A reasonable approach when requirements are well defined.

A useful approach when a customer cannot define requirements clearly. [Click here for detail](#)

The best approach to use for projects with large development teams.

A risky model that rarely produces a meaningful product.

An old fashioned model that is rarely used any more.

Question No: 1 of 10 (Marks: 1) - Please choose one

Which maturity level is characterised by:

"Basic project management processes established to track cost, schedule and functionality. Has the necessary process discipline in place to repeat earlier successes on projects with similar applications".

Level 1

Muhammad Moaaz Siddiq – MCS(4th)

Moaaz.pk@gmail.com

**Campus:- Institute of E-Learning & Modern Studies
(IEMS) Samundari**

Level 2 (Page 12)

Level 3

Level 4

Question No: 2 of 10 (Marks: 1) - Please choose one

Defect prevention is defined as:

Avoiding defect insertion

Avoiding defect insertion, but fixing errors when reported

Finding and fixing errors after insertion [click here for detail](#)

Finding and fixing errors after release

Not reporting errors

Question No: 3 of 10 (Marks: 1) - Please choose one

What activity does a software project manager need to perform to minimize the risk of software failure?

double the project team size

request a large budget

allow absolutely no schedule slippage

define milestones and track progress [Click here for detail](#)

Request 50% more time than estimated

Question No: 4 of 10 (Marks: 1) - Please choose one

The linear sequential model of software development is also known as the

Classical life cycle model [click here for detail](#)

Fountain model

Spiral model

Chaos model

Question No: 5 of 10 (Marks: 1) - Please choose one

Doubling the size of your software project team is guaranteed to cut project completion time in half.

True

False [Click here for detail](#)

Question No: 6 of 10 (Marks: 1) - Please choose one

Which of these benefits can be achieved when software is restructured?

higher quality programs

reduced maintenance effort

software easier to test

all of the given options [Click here for detail](#)

اطمینان قلب چاہتے ہو تو حسد سے دور رہو

Question No: 7 of 10 (Marks: 1) - Please choose one

The goal of quality assurance is to provide management with the data needed to determine which software engineers are producing the most defects.

True

False [Click here for detail](#)

Question No: 8 of 10 (Marks: 1) - Please choose one

_____ QA technique involves typically execution of software and the observation of program behavior or outcome.

- a) Inspection
- b) Walkthroughs
- c) **Testing** [Click here for detail](#)
- d) Reviews

Question No: 9 of 10 (Marks: 1) - Please choose one

_____ testing verifies the correct handling of the external functions provided by the software

- a) **Black box** [Click here for detail](#)
- b) White box
- c) Gray box

Question No: 10 of 10 (Marks: 1) - Please choose one

The quality expectations of a user are that a software system performs useful functions that

- a) fit user needs
- b) perform correctly over repeated period of time
- c) **both a and b** [Click here for detail](#)

Question No: 1 of 10 (Marks: 1) - Please choose one

Incomplete requirements gathering can result in the _____ of the project

- a) **failure** (Page 12)
- b) reusability
- c) success
- d) easy maintenance

Question No: 2 of 10 (Marks: 1) - Please choose one

The root causes of project failure are

- a) lack of user input

- b) incomplete requirement and specification
- c) **creep requirement** [Click here for detail](#)
- d) all of the given options

Question No: 3 of 10 (Marks: 1) - Please choose one

Incomplete Configuration identification documents may result in:

- Defective Product
- Higher Maintenance Costs
- Schedule Product
- Meet Software Quality

A,B,C [Click here for detail](#)

- B,C,D
- A,B,D
- A,B,C,D

Question No: 4 of 10 (Marks: 1) - Please choose one

_____ is a bad smell when a change requires lots of little changes in a lot of different classes.

Short gun surgery [Click here for detail](#)

- Duplicated code
- Large class
- Lazy class

Question No: 5 of 10 (Marks: 1) - Please choose one

If you find the code such that one type of change requires changing one subset of method, another type of change requires changing another subset then it is a symptom of_____

Divergent change [Click here for detail](#)

- Duplicated code
- Large class
- Lazy class

Question No: 6 of 10 (Marks: 1) - Please choose one

Software re-factoring is a process in which

- External behavior of the system does not change
- Internal behavior of the system does not change
- Design of the software changes

Architecture of the software changes [Click here for detail](#)

Question No: 7 of 10 (Marks: 1) - Please choose one

_____ integrates system and software disciplines into single process improvement framework for introducing new disciplines as needs arise.

CMM

CMMI [Click here for detail](#)

ISO

SEI

Question No: 8 of 10 (Marks: 1) - Please choose one

Following are the reasons for project failure except

Requirements are not clear

The name of the software (Page 28)

Processes have not been established in the organization

Un-realistic deadline

Question No: 9 of 10 (Marks: 1) - Please choose one

Main characteristic of _____ model is risk analysis and management

Waterfall

RAD

Spiral [Click here for detail](#)

Incremental

Question No: 10 of 10 (Marks: 1) - Please choose one

In _____, there is both vertical and horizontal communication.

Controlled decentralized (CD) Page 32

Democratic decentralized (DD)

Controlled centralized (CC)

Synchronous paradigm (SP)

Question No: 1 of 10 (Marks: 1) - Please choose one

The prevention of defects being injected into the software can help in decreasing the cost of software.

a) True

b) False

Question No: 2 of 10 (Marks: 1) - Please choose one

In the software development life cycle, soon the defect is detected will results in

a) increase in cost of software

b) decrease in software cost

c) both a and b are correct

Question No: 3 of 10 (Marks: 1) - Please choose one

_____ testing verifies the correct implementation of internal units, structures and relationship among them.

Muhammad Moaaz Siddiq – MCS(4th)

Moaaz.pk@gmail.com

**Campus:- Institute of E-Learning & Modern Studies
(IEMS) Samundari**

- a) Black box
- b) **White box** [click here for details](#)
- c) Gray box

Question No: 4 of 10 (Marks: 1) - Please choose one

1.14) Testing and Software Quality Assurance activities are exactly similar activities with different names

- a) True
- b) **False (Page 69)**

اپنی مرضی اور اللہ کی مرضی میں فرق کا نام غم ہے
اس سے پہلے کہ تمہیں شہوت فتنے میں ڈالے نکاح کر لو
وہ لوگ مبارک ہیں جو الفاظ سے نصیحت نہیں کرتے بلکہ عمل سے کرتے ہیں

DATE: 12/21/2022	CS605- SOFTWARE ENGEINRIG-II (SOLVED MCQs) FROM MIDTERM PAPERS LECTURE (1-22)	FROM MIDTERM PAPERS LECTURE (1-22)
BC190202640@vu.edu.pk Junaidfazal08@gmail.com	For More Visit: vulmshelp.com	JUNAID MALIK (0304-1659294)



AL-JUNAID TECH INSTITUTE

**PAID SERVICE
CS619 PROJECTS**

Available training courses

- HTML
- JQUERY
- PHPMYSQL

LMS HANDLING

AL-JUNAID TECH INSTITUTE

1. A law diminishing that to continue after a certain level of performance has been reached will result in a decline in effectiveness. This law is known as :
 - a. Law of Diminishing returns HO page 6
 - b. Law of effectiveness
 - c. Law of Saturation
 - d. Law of Marketing returns
2. Build and Fix model is a _____ type of software development activity.
 - a. Mathematical
 - b. Perfect
 - c. Haphazard (haphazard mean: lacking any obvious principle of organization.)
 - d. Planned
3. In _____ a team is structured along a traditional hierarchy of authority
 - a. closed paradigm HO page 32
 - b. synchronous paradigm
 - c. random paradigm
 - d. open paradigm
4. MTTC is the abbreviation of
 - a. measured time to change
 - b. mean time to collaborate
 - c. mean time to change
 - d. measure time to cope
5. The rapid application development model is
 - a. Another name for component-based development.
 - b. A useful approach when a customer cannot define requirements clearly
 - c. A high speed adaptation of the linear sequential model. HO page 19
 - d. All of the given
6. When a software is delivered to a client and then client reports the bug in it then that bug is termed as
 - a. Error
 - b. Defect
 - c. Mistake
 - d. Fault
7. A redesigned business process must be prototyped before it is fully integrated into the business.
 - a. . False
 - b. . True

8. In order to measure the design quality, if the frequency of ripple defects is too large, then it means that there is tight coupling and hence the _____
- design is maintainable
 - design is not maintainable HO page 79
 - design has completed
 - none of the given
9. The only reason for an estimate to be unreliable is lack of experience related to the application on the part of the estimator.
- true
 - false
10. A consideration of software scope must include an evaluation of all external Interfaces.
- true
 - false
11. If an error related to requirements is identified in testing phase, so this error will be considered as an error in _____ phase.
- Design
 - Code
 - Requirement
 - Testing
12. Usually the performance of the organization change over-night.
- . True
 - . False
13. Following are the benefits of conducting review **except**
- . Help in finding the size of the project
 - . Helps in verifying the quality of product
 - . Help in identifying where improvement is required.
 - . Helps in identifying the bugs in the work product
14. There could be multiple GUIs to satisfy one requirement
- . True
 - . False
15. Which one of the following describes the data and control to be processed, Function, performance, constraints, interfaces, and reliability?
- . Product Quality
 - . Software scope estimation HO page 80
 - . Resources requirements
 - . Time requirements
16. Miscommunication among project staff is one of the reasons of the failure of the software project
- . True
17. Reliability of a software is a _____
- . functional requirement
 - . non-functional requirement

- c. .Design Requirement
 - d. . None of the given
18. The formal methods model of software development makes use of mathematical Methods to
- a. define the specification for computer-based systems
 - b. develop defect free computer-based systems
 - c. verify the correctness of computer-based systems
 - d. all of the given
19. Water fall model is a document driven model.
- a. True
 - b. False
20. Spiral model has _____ dimensions.
- a. 2 HO page 20
 - b. 3
 - c. 4
 - d. None of the above
21. The _____ model of software development is a good approach when core product is required quickly.
- a. Incremental HO page 18
 - b. Linear Sequential
 - c. Prototyping
 - d. None of the above
22. In _____ team organization, there is no permanent leader rather there are task coordinators.
- a. Controlled Decentralized
 - b. Democratic Decentralized HO page 32
 - c. Controlled Centralized
 - d. Synchronous paradigm
23. In software development _____ is performed at the end of each phase.
- a. Verification HO page 25
 - b. Validation
24. _____ paradigm, structures a team loosely and depends on individual initiative of the team members
- a. Closed
 - b. Random HO page 32
 - c. Open
 - d. Synchronous
25. Unrealistic deadline is NOT one of the reasons of project failure.
- a. True
26. _____ is an Object Oriented model.
- a. Spiral
 - b. Water fall
 - c. Incremental
 - d. Fountain HO page 23
27. Vision phase in a software process focuses on _____.
- a. What

- b. Why HO page 14
- c. How
- d. Change
28. Rapid application development is another form of _____.
- a. Incremental model HO page 19
- b. Prototyping model
- c. Linear Sequential model
- d. None of the above
29. _____ Phase in a software process focuses on change.
- a. Vision
- b. Maintenance HO page 14
- c. Definition
- d. Development
30. The _____ model of software development is a useful approach when a customer cannot define requirements clearly.
- a. Prototyping HO page 17
- b. Water fall
- c. RAD
- d. Build and Fix
31. _____ Model has a major drawback in that the delivered product may not fulfill the customer's requirements.
- a. Water fall HO page 17
- b. Build and Fix
- c. Prototyping
- d. Integrated water fall and prototyping
32. MOI model of leadership stands for
- a. Motivation , Operationalize ,Integration
- b. Misunderstanding , Object, Ideas
- c. Motivation , Organization , Innovation HO page 30
- d. Miscommunication , Organization, Invention
33. The _____ model is used to overcome issues related to understanding and capturing of user requirements.
- a. Rapid Prototyping HO page 17
- b. Water fall
- c. Build and Fix
- d. None of the above

AL-JUNAID INSTITUTE OF GROUP

34. _____ activity is performed throughout software production
- Maintenance
 - Development
 - Analysis
 - Quality Assurance` My Point of View**
35. : In _____ model the product is developed without any proper design and specifications.
- Water fall
 - Build and Fix HO page 14**
 - Prototyping
 - None of the above
36. software project management focuses on the four P's: These are
- People , Product , Process , Problem
 - People , Product , Process , Project HO page 29**
 - People , Passion , Process , Project
 - People , Passion , Planning , Project
37. : The _____ dimension in rational unified process model represents the dynamic aspect of the process.
- Horizontal HO page 24**
 - Angular
 - Vertical
 - Regular
38. _____ model is developed keeping in mind the element of risk in the development of software
- Spiral HO page 20**
 - RAD
 - Incremental
 - Synchronize and Stabilize
39. _____ model is adopted by Microsoft
- RAD
 - Build and Fix
 - Spiral
 - Synchronize and Stabilize HO page 19**
40. _____ teams generate more and better solutions than individuals and are most useful for complex problems
- Decentralized HO page 32**
 - Centralized
 - Synchronize and Stabilize
41. The important feature of extreme programming is the concept of _____.
- Feedback
 - Risk assessment
 - Pair programming HO page 23**
 - Requirement elicitation

42. Determination of theis a pre-requisite of all sorts of estimates, including, resources, time, and budget.
- a. software scope HO page 80
 - b. software Risk
 - c. software Quality
 - d. software Management
43. When more than one user interpret the same requirement in different ways then we can say that the requirements are
- a. Complete
 - b. Incomplete
 - c. Ambiguous
 - d. Incorrect
44. The extent to which a program satisfies its specifications and fulfills the customer's mission objectives is
- a. Integrity
 - b. Reliability
 - c. Correctness HO page 67
 - d. None of given
45. Several entities are always created ----- and deleted together then this is a strong indication that they should be grouped into ----- logical file/files.
- a. Together, Single HO page 48
 - b. Together, Multiple
 - c. Together, Double
 - d. All of the given
46. In case some software, it is extremely easy to operate with intuitive interface conforming to most excellent GUI practices of the industry. It needs very little training -----
- a. Less than one hour
 - b. Less than two hour My Point of View
 - c. Less than five hour
 - d. Less than ten hour
47. Metrics to assess the quality of the analysis models and the corresponding software specification were proposed.....
- a. in 1993- 1999.
 - b. Ricardo in 1993
 - c. Davis in 1990
 - d. Davis in 1993 HO page 71
48. Function/Test matrix is a type of
- a. Interim Test report
 - b. Final test report
 - c. Project status report My Point f View
 - d. Management report
49. The higher the Error Index, the higher will be the Defect Removal Efficiency
- a. True
 - b. False

50. _____ help in finding the matrix to be stable or unstable
- a. Control chart HO page 75
 - b. Directed Graph
 - c. Cyclic chart
 - d. Base line graph
51. This chart is then used to develop the individual control chart is called statistical control techniques.
- a. Yes
 - b. No
52. In measuring Software Process Quality by using control charts, if the gap between the defects reported and defects fixed is increasing, then it means
- a. The product is in unstable condition HO page 78.
 - b. The product is ready for shipment
 - c. The product is in stable condition.
 - d. None of the above
53. A -----entity is the one which have any ----- in the problem domain without some other entity.
- a. Strong, Role*
 - b. All of the given
 - c. Weak, Function
 - d. None of the Given HO page 47
54. -----give you a better insight into the state of the process or product.
- a. Metrics HO page 66
 - b. Exceptions
 - c. Errors
 - d. Threats
55. The most important objective of any engineering activity is to produce high quality product with limited resources and-----
- a. Time HO page 66
 - b. Persons
 - c. Cost
 - d. Metrics
56. The extent to which a program satisfies its specification and fulfills the customer's mission objectives is said to be achieving the
- a. Correctness HO page 67
 - b. Reliability
 - c. Efficiency
 - d. Usability
57. ILF is a ----- identifiable group of logically control in formations ----- the boundary the application.
- a. user, within HO page 42
 - b. user, without
 - c. All of the given
 - d. user, along

58.technique was initially developed for manufacturing processes in the 1920's by Walter Shewart.
- Upper Control Line
 - Control chart HO page 75
 - CMP
 - Quality
59. Every task should be assigned to a specific team -----.
- Member HO page 93
 - Manager
 - Organizer
 - None of the given
60. Which one is not the Software project planning activity carried out by the project manager for _____ estimation?
- Software scope estimation
 - Resources requirements
 - Time requirements
 - Product Quality HO page 80
61. While performing risk analysis, the impact of risk cannot be measured quantitatively
- . True
 - . False
62. Degree of uncertainty that the product will meet its requirements and be fit for its intended use is the _____
- . Cost risks
 - . Schedule risks
 - . Performance risks HO page 87
 - . None of the given choices
63. The number of people required for a software project is determined
- After an estimate of the development effort is made.
 - From an assessment of the technical complexity of the system.
 - by the size of the project
 - all of the given
64. Defect Removal Efficiency (DRE) can be measured by where E is Errors found delivery and D is error found after delivery (typically within the first year of operation)
- . $DRE = E / (E + D)$ HO page 69
 - . $DRE = E - (E + D)$
 - . $DRE = E * (E + D)$
 - . None of the given
65. Integrity means that the software should
- . help the users to enjoy usability
 - . none of the given
 - . withstand the attack from a hacker HO page 67
 - . help the hacker to hack the system

66. In function point analysis technique EO stands for
- . Export operation
 - . Export output
 - . External output HO page 49
 - . None of these
67. Which of these software characteristics are used to determine the scope of a software project?
- . context, Lines of code, function
 - . context, function, communication requirements
 - . information objectives, function, performance HO page 34
 - . communications requirements, performance, information objectives
68. In _____ a team is structured loosely and depends on individual initiative of the team members
- . random paradigm HO page 32
 - . closed paradigm
 - . synchronous paradigm
 - . open paradigm
69. _____ is the first stage of waterfall lifecycle model
- . Requirement definition Ho page 15
 - . Operation
 - . Unit testing
 - . Implementation
70. _____ is not the part of software development loop.
- . Status Quo
 - . Problem definition
 - . Technical development
 - . Task set HO page 10
71. _____ is not the management part of software development activities.
- . Coding HO page 7
 - . Configuration Management
 - . Quality Assurance
 - . Project planning
72. The level 1 of CMM is known as
- . Managed
 - . Defined
 - . Initial HO page 12
 - . Repeatable
73. According to DeMarco a good Project Manger
- . should be very nervous
 - . should be very strict in official matters
 - . Should not ignore any mistake from his team members.
 - . should have a big heart and should ignore small mistakes HO page 31
74. Product and process decomposition occurs simultaneously as the project plan evolves
- . True
 - . False

75. Proactive risk management philosophy is also sometimes termed as Indiana Jones school of risk management
- . true
 - . false HO page 84
76. The best project team organizational model to use when tackling extremely difficult problems is the
- chief programmer team model
 - democratic decentralized model HO page 32
 - controlled decentralized model
 - controlled centralized model
77. Which factor is the least important when choosing the organizational structure for a software team?
- degree of communication desired
 - predicted size of the resulting program
 - rigidity of the delivery date
 - size of the project budget
78. Ambiguous requirements can be measured quantitatively
- true
 - false HO page 71
79. Which is used to determine the most viable option for cost estimation when the information in the "Decision tree" is complete.
- $E = 3.2 (KLOC) 1.05$
 - Expected cost = $\sum (\text{path probability})_i \times (\text{estimated path cost})$ HO pg 83
 - Expected cost = $(\text{path probability})_i \times (\text{estimated path cost})$
80. After building the Decision Tree, following formula is used to find the expected cost for an option. Choose the correct formula:
- Expected Cost = $\sum (\text{path probability})_i * (\text{estimated path cost})$ HO pg 83
 - Expected Cost = $?(\text{path probability})_i / (\text{estimated path cost})$
 - Expected Cost = $(\text{path probability})_i + (\text{estimated path cost})$
 - Expected Cost = $?(\text{path probability})_i - (\text{estimated path cost})$
81. The Spiral model of software development is of Iterative nature
- true AL-JUNAID INSTITUTE OF GROUP
 - false
82. _____ is data that influences an elementary process of the application being counted.
- Elementary Process
 - External Query
 - External Output
 - Control Information HO page 43
83. An entity which defines many-to-many relationship between two or more entities is called
- Associative Entity Type HO page 47
 - Attributive Entity Type
 - Entity Subtype
 - None of these

84. Every task or group of tasks should be associated with a project -----.
- Schedule
 - Member
 - Manager
 - Milestone **HO page 93**
85. The RMMM plan assists the project team in developing strategy for dealing with risk. In this context, an effective strategy must consider:
- Risk avoidance
 - Risk monitoring
 - Risk management and contingency plan
 - All of the given choices **HO page 89**
86. From the following listed software development Model, which one is an object oriented model
- Classical life cycle model
 - Fountain model **HO page 23**
 - Spiral model
 - Waterfall model
87. The prototyping model of software development is
- a reasonable approach when requirements are well defined.
 - a useful approach when a customer cannot define requirements clearly.
 - the best approach to use for projects with large development teams.
 - a risky model that rarely produces a meaningful product.
88. _____ is a team organization where there is no permanent leader and task coordinators are appointed for short duration. Decisions on problems and approach are made by group consensus and communication among team is horizontal.
- Democratic decentralized (DD) **Ho page 32**
 - Controlled decentralized (CD)
 - Synchronous paradigm (SP)
 - Controlled centralized (CC)
89. Although there are many different models developed by different researchers for estimation, all of them share which one of the following basic structure
- $E = 3.2 (KLOC)^{1.05}$
 - $E = A + B * (ev)C$ **HO page 81**
 - $E = [LOC \times B0.333/P]3 \times (1/t4)$
 - none of the given
90. Empirical models are statistical models and are based upon historic data
- True **HO page 81**
 - False
91. A _____ is a user recognizable subgroup of data elements within an ILF or EIF
- Record element type (RET) **HO page 46**
 - Data Element Type
 - External Input
 - External Query

92.subgroups are those that the user has the option of using one or none of the subgroups during an elementary process.
- a. Optional HO page 46
 - b. . Mandatory
 - c. . None of the Given
 - d. . RET
93. In the software development life cycle, soon the defect is detected will results in
- a. increase in cost of software
 - b. decrease in software cost
 - c. both a and b are correct
94. During the construction of software, defects can be prevented from being injected in software with the help of
- a. proper education and training of software engineers
 - b. use of formal methods
 - c. use of appropriate tools for testing
 - d. all of the given option are correct
95. Incomplete requirements gathering can result in the _____ of the project
- a. Failure HO page 29
 - b. reusability
 - c. success
 - d. easy maintenance
96. The root causes of project failure are
- a. lack of user input
 - b. incomplete requirement and specification
 - c. creeping requirement
 - d. all of the given options HO page 29
97. The template for organizing SRS given by American Department of Defense and NASA should be used for
- a. large and complex projects My Point Of View
 - b. small project
 - c. medium size projects
 - d. none of the given
98. Configuration Management can be used while the project is in the _____ phase
- a. Testing
 - b. Development
 - c. Maintenance
 - d. All of the given HO page 9
99. Extent to which access to software or data by unauthorized persons can be controlled, is called _____
- a. None of given
 - b. Efficiency
 - c. Reliability
 - d. Integrity HO page 67

100. SEI stands for _____
- a. Software Engineering Institute HO page 168
 - b. Software Electric Institute
 - c. Software Electronics Institute
 - d. System Engineering Institute
101. _____ of a product can be measured if we can measure its non-functional properties i.e. maintainability, integrity and usability etc.
- a. Quality HO page 68
 - b. Quantity
 - c. Price
 - d. Size
102. By default every organization is working at _____
- a. level 1 HO page 12
 - b. level 0
 - c. level 3
 - d. level 4
103. Caper Jones is famous researcher in the field of _____ who made a company named Software Productivity Research
- a. Biology
 - b. Chemistry
 - c. Mathematics
 - d. Software Engineering HO page 7
104. Software Project Planning is an activity carried out by the _____
- a. Requirements Engineers
 - b. SQA team
 - c. Project Manager HO page 80
 - d. Software Developer
105. In Capability Maturity Model (CMM), _____ performs optimization.
- a. level 1
 - b. level 2
 - c. level 3
 - d. level 5 HO page 12
106. A PM has to first come up with the schedule and then monitor the _____ of the project to ensure that things are happening according to the schedule. It would not be out of place to quote Fred Brooks at this point. He says, "Projects fall behind schedule _____ at a time."
- a. Schedule, Two day
 - b. Schedule, Two day
 - c. Progress, Three day
 - d. Progress, One day HO page 92

107. Continuous process improvement is enabled by _____ feedback from the _____
- analytical, user
 - mathematical, user
 - logical, process
 - qualitative, process HO page 12
108. _____ can be a reason of project failure.
- Realistic deadline
 - Requirement
 - Miscommunication HO page 29
 - Small project size
109. The _____ model of software development is a useful approach when a customer cannot define requirements clearly.
- Prototyping HO page 17
 - Water fall
 - RAD
 - Build and Fix
110. Defects per function points is a _____.
- Measure
 - Metric HO page 65
 - Quality attribute
 - Process
111. A _____ provides a quantitative value of some attribute of a process or a product.
- Metric
 - Measure HO page 65
 - Function point
 - Plan
112. Estimation of the _____ is a prerequisite for all sorts of estimates, including, resources, time, and budget.
- Software Plan
 - Software Scope HO page 80
 - Software Product
 - Software Size
113. _____ activity is performed throughout software production
- Maintenance
 - Development
 - Analysis
 - Quality Assurance HO page 25
114. _____ is an object-oriented lifecycle model.
- Spiral model
 - Extreme programming

- c. Waterfall model
 - d. Fountain model HO page 23
115. In controlled centralized structure communication between team leader and the members is _____-
- a. horizontal
 - b. linear
 - c. vertical HO page 32
 - d. circular
116. Effective software project management focuses on the four P's: These are _____
- a. People, Product , Process , Problem
 - b. People, Product , Process , Project HO page 29
 - c. People, Passion , Process , Project
 - d. People, Passion, Planning, Project
117. Software _____ relates individual software measures to provide a normalized view.
- a. Measure
 - b. Metric HO page 65
 - c. Plan
 - d. Attribute
118. A process model defines a task set which comprises of SE work tasks, milestones and
- a. Work Breakdown Structure
 - b. Coding
 - c. Deliverables HO page 95
 - d. Design
119. Each process defines certain deliverables known as the
- a. work products HO page 12
 - b. software
 - c. final product
 - d. items
120. FAST is a team-oriented approach to requirement gathering, the term FAST stands for:
- a. Fast Application Security Technique
 - b. Facilitated Application Specification Techniques page 80
 - c. Fact Associated Special Talk
 - d. Field Applied Science Technique
121. _____ is fundamental for providing mechanisms for objective evaluation of any process or activity.
- a. Metrics
 - b. Measurement HO page 65
 - c. Indicators
 - d. Pointers

122. _____ is the ability to encourage people to create and feel creative.
- Organization
 - Motivation
 - Innovation HO page 30
 - Managerial Identity
123. In _____ there is both vertical and horizontal communication.
- Controlled decentralized (CD) HO page 32
 - Democratic decentralized (DD)
 - Controlled centralized (CC)
 - Synchronous paradigm (SP)
124. Certain reusable software components were to be developed by a/an ----- having no knowledge of its internal design standards.
- In-house
 - Quality Assurance Team
 - 2nd party
 - 3rd party HO page 89
125. We need to employ some statistical techniques and plot the results _____. These are known as statistical control techniques.
- Graphically HO page 74
 - Automatically
 - Manually
 - Personally
126. The amount of "computing resources" required by a program to perform its function is called _____
- Efficiency HO page 67
 - Integrity
 - Reliability
 - Portability
127. Which statement is correct?
- Coupling does not depend on interdependency between components
 - The greater the dependency between the components the lesser is coupling
 - The lesser the dependency between the components the greater is coupling
 - The greater the dependency between the components the greater is coupling
128. Hardware / Software tools, People and Reusable software components are considered as _____ for an Organization
- Resources HO page 81
 - Quality Factors
 - Risky Factors
 - Requirement Specifications

AL-JUNAID INSTITUTE OF GROUP

129. Requirements are sometimes fill with defects, normally known as _____ requirements.
- a. Functional requirements
 - b. Non-Functional requirements
 - c. Toxic requirement My Point of View
 - d. System requirements
130. The major activities related to software construction are:
- a. Requirement gathering, design development, coding and testing (pg8)
 - b. installation and training
 - c. quality assurance, configuration and planning
 - d. implementation and management
131. Which of the following is not a software measure?
- a. No. of defects
 - b. Defects per function point My Point of View
 - c. Lines of Code
 - d. Non Function points
132. Capability Maturity Model (CMM) has _____ levels
- a. 4.
 - b. 5 HO page 12
 - c. 3
 - d. 2
133. _____ model is a haphazard type of software development activity.
- a. Water fall
 - b. Incremental
 - c. Prototyping
 - d. Build and Fix (haphazard mean: lacking any obvious principle of organization.)
134. The conceptual interface between the 'internal application and the external' user world is known as-----
- a. Count Data Functions
 - b. Application Boundary HO page 42
 - c. Development count
 - d. Control Information
135. Every project has a defined number of staff members. As time allocation occurs, the project manager must ensure that no more than the allocated number of _____ has been scheduled at any given time.
- a. Task
 - b. People HO page 93
 - c. Days
 - d. Components

136. _____ - files are the logical files that the customer understands and must be maintained by the system.
- Raw
 - External
 - Logical
 - Internal HO page 42
137. _____ Lifecycle models appreciate the need for iteration within and between phases.
- Object-Oriented HO page 23
 - Spiral Model
 - Extreme Programming
 - Rapid Application Development
138. _____ dimension of Spiral model represents the cumulative cost to date
- Radial HO Page 20
 - Angular
 - Horizontal
 - Circular
139. If the gap between the defects reported and defects fixed is decreasing, then it means that the product is in _____ condition.
- Defective
 - Unstable
 - Neutral
 - Stable HO page 78
140. In _____ team organization, there is no permanent leader rather there are task coordinators
- Democratic decentralized HO page 32
 - Controlled decentralized
 - Synchronous paradigm
 - Controlled centralized
141. Caper Jones divided software related activities into _____ different categories.
- 35
 - 40
 - 20
 - 25 HO page 7
142. Software Process and product quality are controlled at _____
- Level 1
 - Initial level
 - Level 4 HO page 12
 - Level 3

143. The conceptual interface between the 'internal' application and the 'external' user world is known as _____
- a. Count data Function
 - b. **Application Boundary** HO page 42
 - c. Development Count
 - d. Control Information
144. Which of the following is not related to ' software project planning'
- a. Risk Analysis and planning
 - b. Resources requirement
 - c. **Software configuration management** HO page 80
 - d. Software scope estimation
145. The extent to which a program can be reused in other applications is called _____
- a. Reliability
 - b. Performance
 - c. Usability
 - d. **Reusability** HO page 68
146. _____ is the measure of how many defects are removed by the quality assurance processes before the product is shipped for operation.
- a. Removal Deficiency
 - b. **Defect removal efficiency** HO page 69
 - c. Bag Report
 - d. Bug Tracking Algorithm
147. Capability Maturity Model (CMM) is used to judge the _____ level of an organization
- a. Efficiency
 - b. Performance
 - c. Productivity
 - d. **Maturity** HO page 12
148. In context of moving range and individual control chart ,UNPL stand for _____
- a. Universal natural process line
 - b. Universal natural process unit
 - c. Upper natural process unit
 - d. **Upper natural process limit** HO page 77
149. In _____ model user feedback is received very quickly because product is delivered in small version
- a. Waterfall
 - b. Spiral
 - c. **Incremental** HO page 18
 - d. Object oriented

150. The primary difference between an internal logical file and an external interface file is that _____ is not maintained by the application being counted
- a. ILF
 - b. RET
 - c. DET
 - d. EIF **HO page 42**
151. Once the higher management has devised the mitigate strategy , the project must be monitored for this _____
- a. Particular Task
 - b. Particular Requirement
 - c. Particular schedules
 - d. Particular risk
152. MOI model of leadership was developed by _____
- a. Weinberg **Page 30**
 - b. Newton
 - c. Don Carlos
 - d. Edison
153. Empirical models are statistical models and are based upon _____
- a. Historic data **HO page 81**
 - b. Control data
 - c. Current data
 - d. Statistical
154. Only _____ of the software components scheduled for reuse will, in fact be _____ into the application. The remaining functionality will have to be custom developed.
- a. 70%, integrated **HO page 89**
 - b. 100%, integrated
 - c. 80% , excluded
 - d. 90%, integrated
155. For a project, if value of TSS is > 2.4 , then the degree of rigor for this project will be:
- a. Casual
 - b. Structured
 - c. Strict **HO page 98**
 - d. Semi-Structured
156. Risk Analysis and management involves addressing the following concerns except
- a. What options do we have for each risk
 - b. What can happen if the web interface of the company's website will change **HO page 84**
 - c. What change might cause the risk to strike
 - d. What thing may go wrong in future

157. The _____ dimension in rational unified process model represents the dynamic aspect of the process.
- a. Horizontal Ho page 24
 - b. Angular
 - c. Vertical
 - d. Regular
158. In the context of statistical models, COCOMO stands for:
- a. Computer Company Model
 - b. Commutative Conduct Model
 - c. Constructive Cost Model HO page 81
 - d. Conductive Cold Model
159. _____ is necessary to learn from the mistakes and for the improvement of the process continuously
- a. Risk analysis
 - b. Good decision
 - c. Improvement
 - d. Postmortem analysis HO page 35
160. _____ is the ability to encourage technical people to produce to their best.
- a. Improvement
 - b. Motivation HO page 30
 - c. Innovation
 - d. Creation
161. In context of degree of rigor, TSS stands for _____
- a. Time set selector
 - b. Tasks set in schedule
 - c. Task set selector HO page 96
 - d. Time set in schedule
162. In context of moving range and individual control charts, UCL stands for:
- a. Universal Control Line
 - b. Universal Control Limit
 - c. Upper Control Line HO page 76
 - d. Upper Control Limit
163. Which of the following is a Software Metric?
- a. No. of defects
 - b. Lines of Code
 - c. Defects per function point HO page 65
 - d. No. of function points
164. Construction activities are directly related to the _____ of the software.
- a. installation

- b. risk analysis
 - c. development HO page 8
 - d. debugging
165. The size of software can be measured by using _____
- a. No. of Items
 - b. No. of classes
 - c. Functional points HO page 65
 - d. No. of methods
166. Defect removal efficiency is calculated as
Where
E = errors found before delivery
D-errors found after delivery (typically within the first year of Operation)
- a. $DRE = E \times E.D$
 - b. $DRE = E - D$
 - c. $DRE = E.DE$
 - d. $DRE = E/(E+D)$ HO page 69
167. _____ deadline is one of the reasons of project failure
- a. Achievable
 - b. Feasible
 - c. Unrealistic HO page 92
 - d. Realistic.
168. Reel has defined _____ steps process to improve the chances of success.
- a. 3
 - b. 4
 - c. 5 HO page 35
 - d. 8
169. If an employee number which appears twice in an ILF/EIF,
count the DET _____
- a. twice
 - b. thrice
 - c. once HO page 45
 - d. null
170. Effort required to test a program to ensure that it performs
its intended function _____
- a. Testability HO page 68
 - b. Bug fixing
 - c. Debugging
 - d. Security
171. W5HH principal consists of seven _____
- a. Answers

- b. Questions HO page 35
- c. Points
- d. Steps
172. After passing through all the stages of the software development when we deploy the new system at the user side that stage is called _____
- a. Integration
- b. Development
- c. installation
- d. Status quo HO page 10
173. _____ Model is very sensitive to the risk a. Spiral HO Page 21
- b. Waterfall
- c. Incremental
- d. RAD
174. Formula for the risk exposure (RE) is given by _____
- a. RE = probability of the risk / Cost
- b. RE = Probability of Risk * Cost HO page 89
- c. RE = (Probability of risk + cost) / 2
- d. RE = Probability of the risk + Cost
175. An _____ is a user identifiable group of logically related data or control information referenced by the application
- a. EIF HO page 42
- b. Object
- c. ILF
- d. Item
176. Identify the true statement
- a. Same process metrics may vary from project to project (HO page 75)
- b. Process metrics never vary from project to project
- c. Process metrics applied on one project cannot be applied on other
- d. Fixed number of process metrics are applied for every project
177. The extent to which a program can be expected to perform its intended function with required precision is called _____
- a. Usability
- b. Reliability HO page 67
- c. Portability
- d. Maintainability
178. The most common way to determine the information needed to define Project scope is to
- a. Perform a market analysis to determine potential customers
- b. Build a software prototyping and show it to the customer

- c. Examine historical project data form similar application
 - d. **conduct a preliminary meeting with the customer** HO page 80
179. The most famous of empirical models is the COCOMO- constructive cost model – model. It also has many different version, which one is the simplest of these version?
- a. $E = (3.2 / KLOC) + 1.05 + A$
 - b. $E = [LOC \times 0.333/P]3 \times (1/t4)$
 - c. $E = A + B * (ev) C$
 - d. **$E = 3.2 (KLOC)^{1.05}$** HO Page 81
180. Barry Boehm has suggested a systematic approach to project management which is known as _____
- a. **W5HH Principal** HO page 35
 - b. W3HH Principal
 - c. WHH Principal
 - d. 5W5HH Principle
181. A mock up application is developed in _____ model to get user feedback
- a. Waterfall
 - b. Objected oriented
 - c. Fountain
 - d. **Rapid prototyping** HO page 17
182. Identify the most appropriate statement:
- a. **The quality of the software specification is of extreme importance (pg: 71)**
 - b. The nonfunctional requirements can be skipped
 - c. The nonfunctional requirements does not impact the quality of product
 - d. The quality of software specification is of no importance
183. In context of moving range and individual control chart ,LNPL stand for _____
- a. Least natural process line
 - b. Least natural process limit
 - c. Lower natural process unit
 - d. **Lower Natural Process limit** HO page 77
184. Mature organizations are system oriented and they ensure _____
- a. **Stability** My Point of View
 - b. Quality
 - c. Performance
 - d. Consistency
185. Software project management primarily deals with metrics related to productivity and _____
- a. **Quality** HO page 65
 - b. Efficiency
 - c. Reliability
 - d. Compatibility

186. If the gap between the defects reported and defects fixed is increasing, then it means that
- a. The product is in status quo
 - b. The product is near deployment
 - c. The product is in unstable condition HO page 78
 - d. The product is in stable condition
187. Which of the following is a software measure?
- a. No. of test cases per function point
 - b. No. of defects
 - c. Defects per function point HO page 65
 - d. No of defects per KLOC (Kilo lines of code)
188. Software has very close relationship with _____
- a. Biology
 - b. Physics
 - c. Chemistry
 - d. Economics HO page 5
189. LOC is heavily dependent on the -----
- a. No of document pages
 - b. No of objects
 - c. No of GUIs
 - d. Programming Style HO page 37
190. Software engineering is the set of _____ and _____ to develop software
- a. Classes, Objects
 - b. Languages, processes
 - c. Processes, tools HO page 4
 - d. Tools, objects
191. Which of the following is not software metric?
- a. Defects per function point
 - b. No of test cases per function points Conceptual
 - c. No of defects
 - d. No of errors per thousand lines of code
192. “Never worrying about problems until they are occurred”, this statement is related to _____ risk Management Philosophy
- a. Proactive
 - b. Reactive HO page 84
 - c. Productive
 - d. Effective
193. For a software the total number of requirements are equal to ---
- a. Functional requirements
 - b. Nonfunctional requirements

c. Functional requirement + Nonfunctional requirements HO page 71

d. Domain requirements

194. In context of “individual control chart”, if a single metrics value lies outside UNPL it means that :

a. The process has been matured

b. The process is not mature yet

c. Process is out of control HO page 77

d. Process is within control

195. Control charts are of following two types:

a. Moving range control charts and individual control charts HO page 75

b. Moving range control charts and stable control charts

c. Individual control charts and stable control charts

d. Independent control charts and stable control charts

196. If a software developer is going to develop software for a nuclear reactor which factor(s) will be more important?

a. Cost effective

b. Performance

c. Reliability

d. Performance and reliability HO page 6

197. If an experience user has to take an extensive training of software before use and he/she still finds difficulty to use it, we can say there may be issues related to the

a. Usability

b. Portability

c. Correctness

d. Reliability

198. Spiral model was first proposed by

a. Mecabe

b. Barry Boehm HO page 20

c. Robert Cazeman

d. William Smith

199. An _____ is the smallest unit of activity that is meaningful to the user(s)

a. Function Point

b. Elementary Process HO page 43

c. Adjustment factor

d. Data count

200. In order to use the data for estimation and drawing conclusion it must be _

a. Filtered

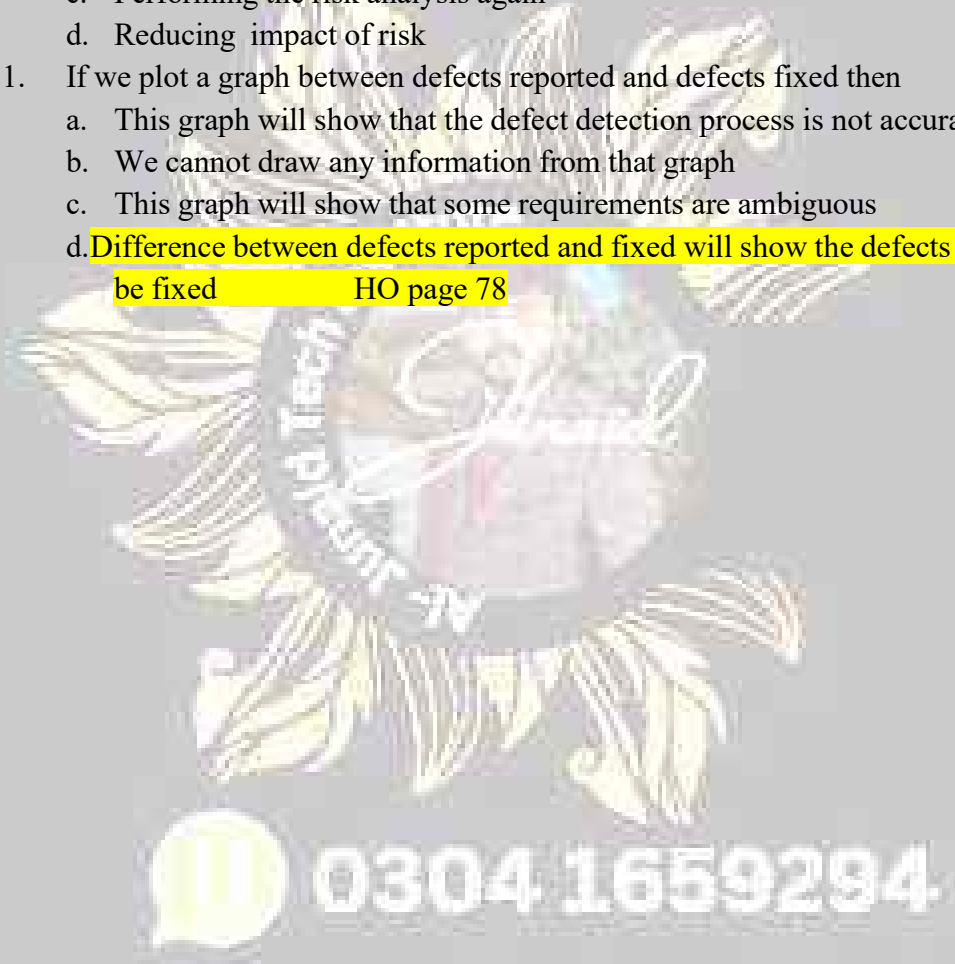
b. Base-lined HO page 72

c. Stabilized

d. Processed

201. In context of individual control chart if a single metrics value lies outside UNPL it
- Within the control
 - Out of the control** HO page 77
 - Normalized
 - Not normalized
202. In context of function point analysis EQ stands for
- External quotation
 - External inquiry**
 - External quality
 - External interface
203. The purpose of feasibility analysis is to determine
- Can we use the available state of the art?
 - Can we implement the given standard?
 - Can we meet the design constraints?
 - Can we build software to meet the scope?** HO page 81
204. Which of the following questions is not addressed when the W5HH principal is applied?
- What will be done by whom?** HO page 35
 - Why is the system being developed?
 - Where are the organizationally located?
 - How much of each resource is required?
205. Which of the following are advantages of using LOC (line of code) as a size oriented metric?
- LOC is easily compiled
 - LOC is language dependent measure
 - LOC is language independent measure
 - LOC can be computed before a design is completed
206. A good metric system is the one which is ____
- Simple
 - Cheap
 - Adds a lot of value for the management
 - All of the given options** HO page 78
207. For a project, if value of TSS is >0.9 then the degree of rigor for this project will be:
- Strict or structured
 - Strict
 - casual** HO page 98
 - Structured
208. Control charts are of the following two types:
- Moving range control charts and Stable control charts

- b. Moving range control charts and Individual control charts page 75
- c. Independent control charts and Stable control charts
- d. Individual control charts and Stable control charts
209. Formulae for total number of Channels of communication involving N people is given by
- a. $C = N(N-1)$
- b. $C = N(N+1)* 2$
- c. $C = N(N+1)$
- d. $C = N(N-1)/2$ HO page 95
210. Risk mitigation involves
- a.Reducing the risk management plan My Point of View
- b. Reducing the contingency plan
- c. Performing the risk analysis again
- d. Reducing impact of risk
211. If we plot a graph between defects reported and defects fixed then
- a. This graph will show that the defect detection process is not accurate
- b. We cannot draw any information from that graph
- c. This graph will show that some requirements are ambiguous
- d.Difference between defects reported and fixed will show the defects your to be fixed HO page 78



Cs-605 Important Mid Term
Mcq's Solution 100% Correct :
Solve By Vu-Topper RM!!

وَعَزُّ مِنْ تَشَاءِ وَتَذَلُّ مِنْ تَشَاءِ



PROFESSIONAL ONLINE ACADEMY



**NOTHING IS
IMPOSSIBLE**

All Paid Services

- ❖ LMS Handling
- ❖ Important Notes
- ❖ Online Classes
- ❖ Projects
- ❖ Assignments
- ❖ Quiz
- ❖ GDB's

JOIN US NOW

For More Info
Contact us at:

Rizwan Manzoor

0322-4021365

Question No:1 (Marks:1) **Vu-Topper RM**
.....model is very sensitive to the risk.
Ans: Spiral **Page 21**

Question No:2 (Marks:1) **Vu-Topper RM**
If an employee number which appears twice in an ILF/EIF , count the
DET _____.
Ans: Only once **Page 45**

Question No:3 (Marks:1) **Vu-Topper RM**
_____is the ability to encourage people to create and feel
creative.
Ans: Innovation **Page 30**

Question No:4 (Marks:1) **Vu-Topper RM**
The primary difference between an internal logical file and an external
interface file is that _____is not maintained by the application
being counted.
Ans: EIF **Page 42**

Question No:5 (Marks:1) **Vu-Topper RM**
ILF is a ----- identifiable group of logically control
informations ----- the boundary of the application.
Ans: User,Maintain **Page 42**

Question No:6 (Marks:1) **Vu-Topper RM**
lifecycle models appreciate the need for iteration within and between
phases.
Ans: Object-oriented **Page 23**

Question No:7 (Marks:1) **Vu-Topper RM**
Effective software project management focuses on the four P's: These
are...
Ans: People.Product,Process,Project **Page 29**

For More Help Vu-Topper RM Contact What's app 03224021365

Question No:8 (Marks:1) **Vu-Topper RM**
Continuous process improvement is enabled by _____ feedback
from the _____.
Qualitative, Process **Page 12**

Question No:9 (Marks:1) **Vu-Topper RM**
Caper Jones divided software related activities into _____
different categories.
Ans: 25 **Page 7**

Question No:10 (Marks:1) **Vu-Topper RM**
Capability maturity model (CMM) has _____ levels.
Ans: 5 **Page 12**

Question No:11 (Marks:1) **Vu-Topper RM**
Requirements are sometimes filled with defects, normally known as
_____ requirements.
Ans: Toxic requirements **Google**

Question No:12 (Marks:1) **Vu-Topper RM**
The major activity related to software construction are:
Ans: Requirement gathering, DD, Coding, Testing

Question No:13 (Marks:1) **Vu-Topper RM**
_____ help in finding the matrix to be stable or unstable
Control chart **page 75**
Directed Graph
Cyclic chart

Question No:14 (Marks:1) **Vu-Topper RM**
-----give you a better insight into the state of the process or product
Metrics **page 66**
Efficiency
Reliability
software Quality

For More Help Vu-Topper RM Contact What's app 03224021365

Question No:15 (Marks:1) **Vu-Topper RM**

Determination of theis a pre-requisite of all sorts of estimates, including, resources, time, and budget.

software scope **page80**

software Risk

software Quality

Question No:16 (Marks:1) **Vu-Topper RM**

We need to employ some statistical techniques and plot the result -----
----- . This is

known as statistical control techniques.

Graphically **page 74**

Automatically

Manually

Question No:17 (Marks:1) **Vu-Topper RM**

When more than one user interpret the same requirement in different ways then we can say that the requirements are

None of the given

Incomplete

Ambiguous

Question No:18 (Marks:1) **Vu-Topper RM**

The extent to which a program satisfies its specifications and fulfills the customer's mission objectives is

Integrity

Reliability

Correctness **page67**

Question No:19 (Marks:1) **Vu-Topper RM**

Metrics to assess the quality of the analysis models and the corresponding software specification were proposed

in 1993- 1999.

Ricardo in 1993

Davis in 1993 **page 71**

For More Help Vu-Topper RM Contact What's app 03224021365

Question No:20

(Marks:1)

Vu-Topper RM

Which statement is correct?

None of the given

The greater the dependency between the components the lesser is coupling

The lesser the dependency between the components the greater is coupling

The greater the dependency between the components the greater is coupling

Question No:21

(Marks:1)

Vu-Topper RM

Function/Test matrix is a type of

Interim Test report

Final test report

Project status report **page 126**

Question No:22

(Marks:1)

Vu-Topper RM

The most important objective of any engineering activity is to produce high quality product with limited resources and-----

Time **page 66**

Persons

Cost

Question No:23

(Marks:1)

Vu-Topper RM

Extent to which access to software or data by unauthorized persons can be controlled and called

None of given

Efficiency

Integrity **page 67**

Question No:24

(Marks:1)

Vu-Topper RM

The amount of computing resources required by a program to perform its function is _____

Efficiency **page 67**

Integrity

Reliability

For More Help Vu-Topper RM Contact What's app 03224021365

Question No:25 (Marks:1) **Vu-Topper RM**

_____ technique was initially developed for manufacturing processes in the 1920's by Walter Shewhart.

Upper Control Line

Control chart page 75

Question No:26 (Marks:1) **Vu-Topper RM**

Several entities are always created ----- and deleted together then this is a strong indication that they should be grouped into ----- logical file/files.

Together, Single page 48

Together, Multiple

Together, Double

Question No:27 (Marks:1) **Vu-Topper RM**

In measuring Software Process Quality by using control charts, if the gap between the defects reported and defects fixed is increasing, then it means

The product is in unstable condition. Page 78

The product is ready for shipment

The product is in stable condition.

Question No:28 (Marks:1) **Vu-Topper RM**

This chart is then used to develop the individual control chart is called statistical control techniques.

Yes page 77

No

Question No:29 (Marks:1) **Vu-Topper RM**

A _____ entity is the one which have any ----- in the problem domain without some other entity.

Strong, Role

All of the given

None of the Given P # 47

For More Help Vu-Topper RM Contact What's app 03224021365

Question No:30 (Marks:1) **Vu-Topper RM**

_____ is a pre-requisite of all sorts of estimates, including, resources, time, and budget.

Software scope

software Risk

software Quality

Question No:31 (Marks:1) **Vu-Topper RM**

ILF is a ----- identifiable group of logically control information's ----- the boundary of the application.

user, within

user, without

All of the given

Question No:32 (Marks:1) **Vu-Topper RM**

_____ teams generate more and better solutions than individuals and are most useful for complex problems

Select correct option:

Decentralized

Centralized

Question No:33 (Marks:1) **Vu-Topper RM**

_____ model is adopted by Microsoft:

RAD

Build and Fix

Synchronize and Stabilize

Question No:34 (Marks:1) **Vu-Topper RM**

In __ there is both vertical and horizontal communication.

Controlled decentralized

Democratic decentralized

Controlled centralized

For More Help Vu-Topper RM Contact What's app 03224021365

Question No:35 (Marks:1) **Vu-Topper RM**

The __ model is used to overcome issues related to understanding and capturing of user requirements.

Rapid Prototyping

Water fall

Build and Fix

Question No:36 (Marks:1) **Vu-Topper RM**

The__ dimension in rational unified process model represents the dynamic aspect of the process.

Horizontal

Angular

Vertical

Question No:37 (Marks:1) **Vu-Topper RM**

Rapid application development is another form of-----

Incremental model

Prototyping model

Linear Sequential model

Question No:38 (Marks:1) **Vu-Topper RM**

Vision phase in a software process focuses on _____.

What

Why

How

Question No:39 (Marks:1) **Vu-Topper RM**

If requirements are uncertain, _____ model will be a suitable option.

Incremental

RAD

Waterfall

Question No:40 (Marks:1) **Vu-Topper RM**

In Capability Maturity Model (CMM), _____ performs optimization.

level 1

level 2

level 5

For More Help Vu-Topper RM Contact What's app 03224021365

Question No:41

(Marks:1)

Vu-Topper RM

Software has very close relationship with-----

Biology

Chemistry

Economics

Question No:42

(Marks:1)

Vu-Topper RM

_____ is the ability to encourage technical people to produce to their best.

Motivation

Innovation

Creation

Question No:43

(Marks:1)

Vu-Topper RM

_____ dimension of Spiral model represents the cumulative cost to date

Radial

Angular

Circular

Question No:44

(Marks:1)

Vu-Topper RM

_____ model is a haphazard type of software development activity.

Incremental

Prototyping

Build and Fix

Question No:45

(Marks:1)

Vu-Topper RM

Caper Jones divided software related activities into _____ different categories.

35

40

25

For More Help Vu-Topper RM Contact What's app 03224021365

Question No:46 (Marks:1) **Vu-Topper RM**

In _____ model user feedback is received very quickly because product is delivered in small versions.

waterfall

spiral

incremental

Question No:47 (Marks:1) **Vu-Topper RM**

_____ can be a reason of project failure.

Realistic deadline

Requirement

Miscommunication

Question No:48 (Marks:1) **Vu-Topper RM**

-----deadline is one of the reasons of project failure.

Achievable

Feasible

Unrealistic

Question No:49 (Marks:1) **Vu-Topper RM**

In Rational Unified Process (RUP) horizontal dimension represents the ----- aspect of the process.

dynamic

static

linear

Question No:50 (Marks:1) **Vu-Topper RM**

_____ approach is better for the team spirits point of view.

Controlled Decentralized

Controlled Centralized

Democratic Decentralized

Question No:51 (Marks:1) **Vu-Topper RM**

The primary difference between an internal logical file and external interface file is that ___ is not maintained by the application being counted.

RET

DET

EIF

For More Help Vu-Topper RM Contact What's app 03224021365

Question No:52 (Marks:1) **Vu-Topper RM**

If a software developer is going to develop software for a nuclear reactor which factor(s) will be more important?

performance

reliability

both performance and reliability

Question No:53 (Marks:1) **Vu-Topper RM**

___ deadline is one of the reasons for project failure.

Achievable

Feasible

Unrealistic

Question No:54 (Marks:1) **Vu-Topper RM**

LOC is heavily dependent on the ___.

No. of document pages

No. of objects

Programming style

Question No:55 (Marks:1) **Vu-Topper RM**

A ___ is a user identifiable group of logically related data or control information referenced by the application.

EIF

Object

ILF

Question No:56 (Marks:1) **Vu-Topper RM**

___ is the smallest unit of activity that is meaningful to the user(s).

Data

Elementary Process

ILF

Question No:57 (Marks:1) **Vu-Topper RM**

MOI model of leadership stands for

Motivation, Operationalize, Integration

Misunderstanding, Object, Ideas

Motivation, Organization, Innovation

For More Help Vu-Topper RM Contact What's app 03224021365

Question No:58

(Marks:1)

Vu-Topper RM

Software ___ related individual software measures to provide a normalized view.

Measure

Metric

Plan

Question No:59

(Marks:1)

Vu-Topper RM

ILF is a ___ identifiable group of logically control information ___ the boundary of the application.

user, within

user, without

user, along

Question No:60

(Marks:1)

Vu-Topper RM

In Capability Maturity Model (CMM), _____ performs optimization.

level 1

level 2

level 5 page 12

Question No:61

(Marks:1)

Vu-Topper RM

----- is an Object-Oriented model.

Spiral

Water fall

Incremental

Fountain page 23

Question No:62

(Marks:1)

Vu-Topper RM

_____ dimension of Spiral model represents the cumulative cost to date

Radial page 20

Angular

horizontal

For More Help Vu-Topper RM Contact What's app 03224021365

Question No:63 (Marks:1) **Vu-Topper RM**
Build and fix model is good for _____ programs that do not require short , maintenance complex , QA **small, testing**

Question No:64 (Marks:1) **Vu-Topper RM**
Synchronize and Stabilize model is adopted by _____.
Apple Macintosh
Microsoft **page 19**
Sun Java System

Question No:65 (Marks:1) **Vu-Topper RM**
In _____ model user feedback is received very quickly because product is delivered in small versions.
waterfall
spiral
incremental **page 18**

Question No:66 (Marks:1) **Vu-Topper RM**
MOI model of leadership stands for
Motivation , Operationalize ,Integration
Misunderstanding , Object, Ideas
Motivation , Organization , Innovation **page 30**

Question No:67 (Marks:1) **Vu-Topper RM**
-----deadline is one of the reasons of project failure.
Achievable
Feasible
Unrealistic **page 29**
Realistic

Question No:68 (Marks:1) **Vu-Topper RM**
According to DeMarco a good team leader should have onlycharacteristics.
four **page 31**
five
three

Question No:69 (Marks:1) **Vu-Topper RM**
A mock up application is developed in _____ model to get user feedback.
Waterfall
Object orient
Rapid prototype page17

Question No:70 (Marks:1) **Vu-Topper RM**
Effective project management focuses on 4 P's. These are _____, and procedure, progress, public, practice
people, product, process, project page 29
performance, practice, people, progress

Question No:71 (Marks:1) **Vu-Topper RM**
After passing through all the stages of the software development when we deploy the new system at the user site that stage is called _____.
development
installation
status quo

Question No:72 (Marks:1) **Vu-Topper RM**
At Level-1 organizations follow _____processes.
ad hoc page 12
object oriented
complex

Question No:73 (Marks:1) **Vu-Topper RM**
Each process defines certain deliverables known as the _____.
work products
software
final product

Question No:74 (Marks:1) **Vu-Topper RM**
-----can be a reason of project failure.
Realistic deadline
Requirement
Miscommunication

For More Help Vu-Topper RM Contact What's app 03224021365

Question No:75 (Marks:1) **Vu-Topper RM**
Detect per function point is a _____
Metric

Question No:76 (Marks:1) **Vu-Topper RM**
In _____ there is both vertical and horizontal communication.
Controlled Decentralized

Question No:77 (Marks:1) **Vu-Topper RM**
_____ activity is performed throughout software production.
Quality assurance

Question No:78 (Marks:1) **Vu-Topper RM**
The conceptual interface between the 'internal' application and the
'external' user world is known as _____
Application boundary

Question No:79 (Marks:1) **Vu-Topper RM**
Software Project Planning is an activity carried out by the _____.
Project Manager

Question No:80 (Marks:1) **Vu-Topper RM**
_____ lifecycle models appreciate the need for iteration within and
between phases.
Object-Oriented

Question No:81 (Marks:1) **Vu-Topper RM**
The important feature of extreme programming is the concept of _____
Pair programming

Question No:82 (Marks:1) **Vu-Topper RM**
Extent to which access to software or data by unauthorized persons can
be controlled, called _____
Integrity

Question No:83 (Marks:1) **Vu-Topper RM**
_____ can be the reason of project failure.
Miscommunication

For More Help Vu-Topper RM Contact What's app 03224021365

Question No:84 (Marks:1) **Vu-Topper RM**

A _____ provides a quantitative value of some attribute of a process or a product.

Measure

Question No:85 (Marks:1) **Vu-Topper RM**

Software _____ relates individual software measures to provide a normalized view.

Metric

Question No:86 (Marks:1) **Vu-Topper RM**

_____ is fundamental for providing mechanisms for objective evaluation of any process or activity.

Measurement

Question No:87 (Marks:1) **Vu-Topper RM**

The amount of “computing resources” required by a program to perform its function is called _____.

Efficiency

Question No:88 (Marks:1) **Vu-Topper RM**

A _____ provides a quantitative value of some attribute of a process or a product.

Measure

Question No:89 (Marks:1) **Vu-Topper RM**

Effort required to test a program to ensure that it performs its intended function _____.

Testability

Question No:90 (Marks:1) **Vu-Topper RM**

A system is considered to be a legacy system if it has been in operation for _____ years. A legacy system has many components.

Many

For More Help Vu-Topper RM Contact What's app 03224021365

Question No:91 (Marks:1) **Vu-Topper RM**

The amount of “computing resources”, required by a program to perform its function is _____.

Efficiency

Question No:92 (Marks:1) **Vu-Topper RM**

If an error related to requirements is identified in testing phase, this error will be considered as an error of _____ phase.

Requirements

Question No:93 (Marks:1) **Vu-Topper RM**

_____ is one of the techniques used during severe deadline pressure.

Time Boxing

Question No:94 (Marks:1) **Vu-Topper RM**

CPM stands for:

Critical Path Model

Question No:95 (Marks:1) **Vu-Topper RM**

SQA is an umbrella activity in which following activities are performed EXCEPT

Inspection

Question No:96 (Marks:1) **Vu-Topper RM**

BCWS stands for:

Budgeted Cost of Work Schedule

Question No:97 (Marks:1) **Vu-Topper RM**

_____ technique was initially developed for manufacturing processes in the 1920's by Walter Shewart.

Control Chart

Question No:98 (Marks:1) **Vu-Topper RM**

The extent to which a program can be reused in other applications is called _____

Reusability

For More Help Vu-Topper RM Contact What's app 03224021365

Question No:99 (Marks:1) **Vu-Topper RM**
Effort required to couple one system to another
Interoperability

Question No:100 (Marks:1) **Vu-Topper RM**
Effort required to modify an operational program
Flexibility

Question No:101 (Marks:1) **Vu-Topper RM**
The amount of computing resources required by a program to perform its function
Efficiency

Question No:102 (Marks:1) **Vu-Topper RM**
Earned Value Analysis (EVA) is a _____ technique for assessing the progress of a project.
Quantitative

Question No:103 (Marks:1) **Vu-Topper RM**
Detect per function point is a _____
Metric

Question No:104 (Marks:1) **Vu-Topper RM**
Hardware/software tools. People and reusable software components are considered as _____ for an organization.
Resources

Question No:105 (Marks:1) **Vu-Topper RM**
A process model defines a task set which comprises of SE work task, milestone and _____
Deliverables

Question No:106 (Marks:1) **Vu-Topper RM**
Estimation of the _____ is a prerequisite of all sorts of estimate, including, resources, time, and budget.
Software scope

For More Help Vu-Topper RM Contact What's app 03224021365

Question No:107 (Marks:1) **Vu-Topper RM**

_____ is the ability to encourage the people to create and feel creative.

Innovation

Question No:108 (Marks:1) **Vu-Topper RM**

We need to employ some statistical techniques and plot the results_____. These are known as statistical control techniques.

Graphically

Question No:109 (Marks:1) **Vu-Topper RM**

Files are the logical files that are the customer understands and must be maintained by the system.

Internal

Question No:110 (Marks:1) **Vu-Topper RM**

_____ lifecycle models appreciate the need for iteration within and between phases.

Object-Oriented

Question No:111 (Marks:1) **Vu-Topper RM**

Capability maturity model (CMM) is used to judge the_____level of an organization.

Maturity

For More Help Vu-Topper RM Contact What's app 03224021365

CS605 quiz 2

1. Which of the following is not a software metric?

No. of defects.....confirm

Q20: Which of the following is not a software metric?

- A) Defects per function point
- B) No. of test cases per function point
- C) No. of defects (page66) (100% Sure)
- D) None of the mentioned

2. _____ Tries to ask and answer questions related to product size, business impact, process definition, staff size, experience etc for each software project.

Risk item checklist.....confirm

of this project may threaten your project plan? A useful technique in this regard is the preparation of a risk item checklist. This list tries to ask and answer questions relevant to each of the following topics for each software project:

- Product size
- Business impact
- Customer characteristics
- Process definition
- Development environment
- Technology to be built
- Staff size and experience

3. _____ project risks, and technical risk are the three main types of risks that are faced by almost every project

Business risk....confirm

- **Project risks**
 - Will impact schedule
 - Includes budgetary problems
- **Technical risks**
 - Impact the quality
 - Implementation risk
 - Includes design, technical problems
 - Leading edge technology
- **Business risks**
 - Marketability
 - Alignment with the business
 - How to sell

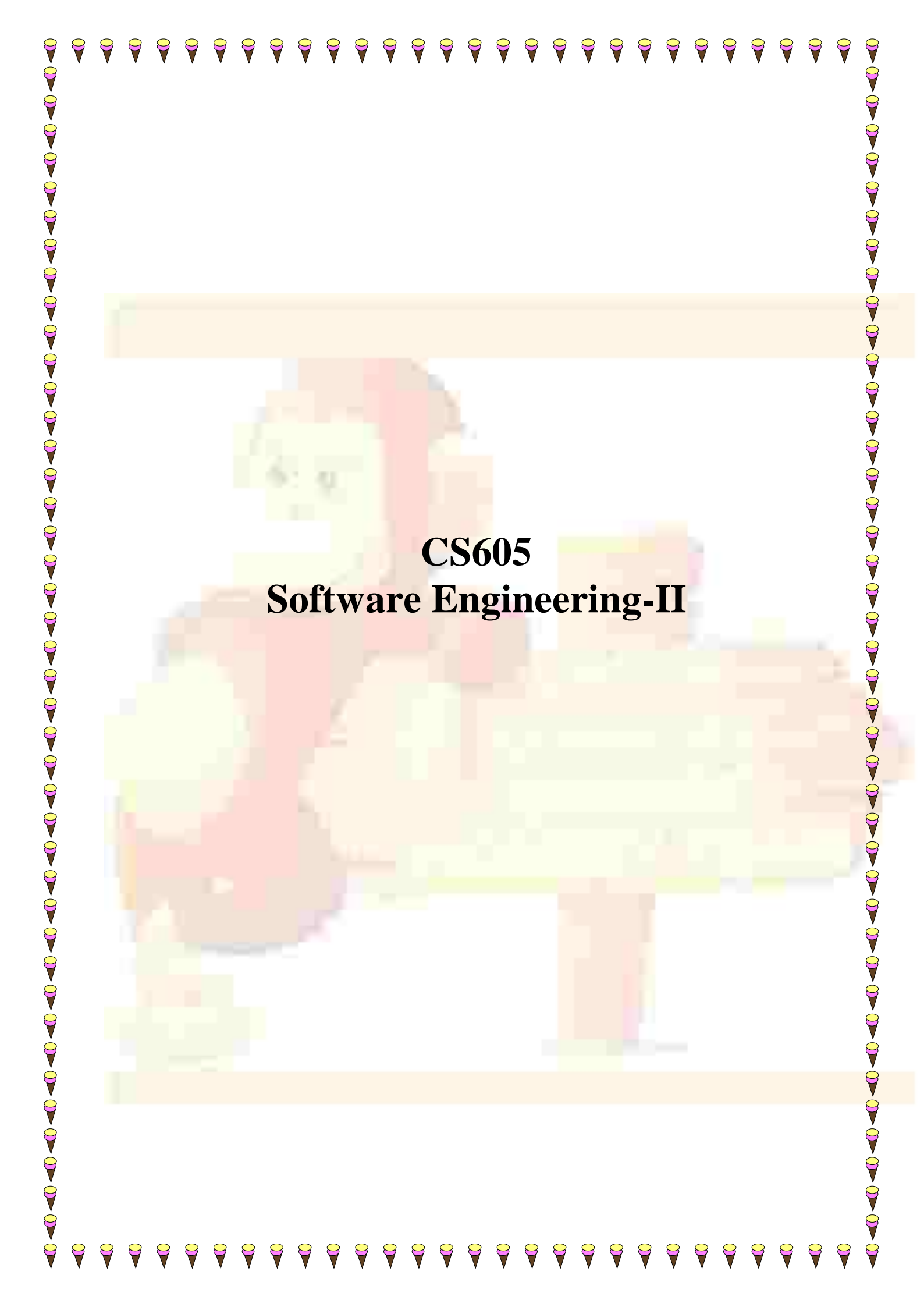
4. _____ can be uncovered after careful evaluation and analysis whereas _____ cannot be identified

Predictable risks, unpredictable risks

Furthermore, there are predictable and unpredictable risks. Predictable risks can be uncovered after careful evaluation whereas unpredictable risks cannot be identified.

5. The consequences or impact of risk will be _____ when the project will show failure to meet its required mission failure.

Catastrophic.....confirm



CS605
Software Engineering-II

Table of Content

Lecture No. 1	4
Introduction to Software Engineering	4
Lecture No. 2	12
Software Process	12
Lecture No. 3	14
Software Lifecycle Models.....	14
Lecture No. 4	18
Incremental Models	18
Lecture No. 5	23
Object-Oriented Lifecycle Models	23
Lecture No. 6	27
Software Project Management Concepts.....	27
Lecture No. 7	32
The Software Team.....	32
Lecture No. 8	35
The Project Management	35
Lecture No. 9	37
Software Size Estimation.....	37
Lecture No. 10	41
Function Point Counting Process.....	41
Lecture No. 11	46
Function Point Counting Process (cont.)	46
Lecture No. 12	65
Software Process and Project Metrics	65
Lecture No. 13	67
Software Quality Factors.....	67
Lecture No. 14	71
Metrics for specification quality.....	71
Lecture No. 15	75
Statistical Control Techniques – control charts	75
Lecture No. 16	78
Interpreting Measurements.....	78
Lecture No. 17	80
Software Project Planning.....	80
Lecture No. 18	84
Risk analysis and management	84
Lecture No. 19	86
Types of Risks	86
Lecture No. 20	89
Assessing Risk Impact	89
Lecture No. 21	92
Software Project Scheduling and Monitoring	92
Lecture No. 22	95
Relationship between people and effort.....	95

Lecture No. 1

Introduction to Software Engineering

This course is a continuation of the first course on Software Engineering. In order to set the context of our discussion, let us first look at some of the definitions of software engineering.

Software Engineering is the set of processes and tools to develop software. *Software Engineering is the combination of all the tools, techniques, and processes that used in software production.* Therefore Software Engineering encompasses all those things that are used in software production like:

- Programming Language
- Programming Language Design
- Software Design Techniques
- Tools
- Testing
- Maintenance
- Development etc.

So all those thing that are related to software are also related to software engineering.

Some of you might have thought that how programming language design could be related to software engineering. If you look more closely at the software engineering definitions described above then you will definitely see that software engineering is related to all those things that are helpful in software development. So is the case with programming language design. Programming language design is one of the major successes in last fifty years. The design of Ada language was considered as the considerable effort in software engineering.

These days object-oriented programming is widely being used. If programming languages will not support object-orientation then it will be very difficult to implement object-oriented design using object-oriented principles. All these efforts made the basis of software engineering.

Well-Engineered Software

Let's talk something about what is well-engineered software. Well-engineered software is one that has the following characteristics.

- It is reliable
- It has good user-interface
- It has acceptable performance
- It is of good quality
- It is cost-effective

Every company can build software with unlimited resources but well-engineered software is one that conforms to all characteristics listed above.

Software has very close relationship with economics. When ever we talk about engineering systems we always first analyze whether this is economically feasible or not. Therefore you have to engineer all the activities of software development while keeping its economical feasibility intact.

The major challenges for a software engineer is that he has to build software within limited time and budget in a cost-effective way and with good quality

Therefore well-engineered software has the following characteristics.

- Provides the required functionality
- Maintainable
- Reliable
- Efficient
- User-friendly
- Cost-effective

But most of the times software engineers ends up in conflict among all these goals. It is also a big challenge for a software engineer to resolve all these conflicts.

The Balancing Act!

Software Engineering is actually the balancing act. You have to balance many things like cost, user friendliness, Efficiency, Reliability etc. You have to analyze which one is the more important feature for your software is it reliability, efficiency, user friendliness or something else. There is always a trade-off among all these requirements of software. It may be the case that if you try to make it more user-friendly then the efficiency may suffer. And if you try to make it more cost-effective then reliability may suffer. Therefore there is always a trade-off between these characteristics of software.

These requirements may be conflicting. For example, there may be tension among the following:

- Cost vs. Efficiency
- Cost vs. Reliability
- Efficiency vs. User-interface

A Software Engineer is required to analyze these conflicting entities and tries to strike a balance.

Challenge is to balance these requirements.

Software Engineers always confront with the challenge to make a good balance of all these tings depending on the requirements of the particular software system at hand. He should analyze how much weight should all these things get such that it will have acceptable quality, acceptable performance and will have acceptable user-interface.

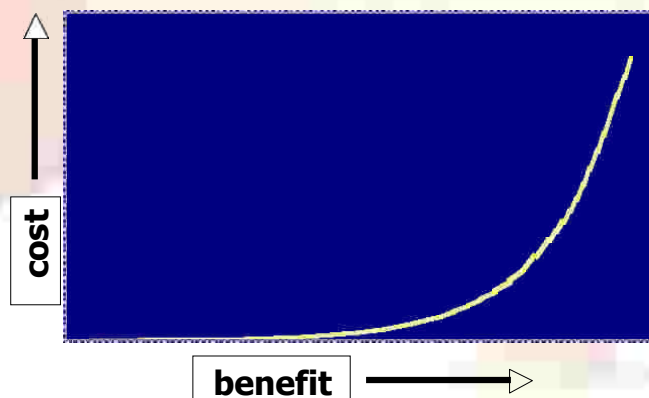
In some software the efficiency is more important and desirable. For example if we talk about a cruise missile or a nuclear reactor controller that are droved by the software systems then performance and reliability is far more important than the cost-effectiveness and user-friendliness. In these cases if your software does not react within a certain amount of time then it may result in the disaster like Chernobyl accident.

Therefore software development is a process of balancing among different characteristics of software described in the previous section. And it is an art to come up with such a good balance and that art can be learned from experience.

Law of diminishing returns

In order to understand this concept lets take a look at an example. Most of you have noticed that if you dissolve sugar in a glass of water then the sweetness of water will increase gradually. But at a certain level of saturation no more sugar will dissolved into water. Therefore at that point of saturation the sweetness of water will not increase even if you add more sugar into it.

The law of diminishing act describes the same phenomenon. Similar is the case with software engineering. Whenever you perform any task like improving the efficiency of the system, try to improve its quality or user friendliness then all these things involves an element of cost. If the quality of your system is not acceptable then with the investment of little money it could be improved to a higher degree. But after reaching at a certain level of quality the return on investment on the system's quality will become reduced. Meaning that the return on investment on quality of software will be less than the effort or money we invest. Therefore, in most of the cases, after reaching at a reasonable level of quality we do not try to improve the quality of software any further. This phenomenon is shown in the figure below.



Software Background

Caper Jones a renounced practitioner and researcher in the filed of Software Engineering, had made immense research in software team productivity, software quality, software cost factors and other fields relate to software engineering. He made a company named

Software Productivity Research in which they analyzed many projects and published the results in the form of books. Let's look at the summary of these results.

He divided software related activities into about twenty-five different categories listed in the table below. They have analyzed around 10000 software projects to come up with such a categorization. But here to cut down the discussion we will only describe nine of them that are listed below.

- Project Management
- Requirement Engineering
- Design
- Coding
- Testing
- Software Quality Assurance
- Software Configuration Management
- Software Integration and
- Rest of the activities

One thing to note here is that you cannot say that anyone of these activities is dominant among others in terms of effort putted into it. Here the point that we want to emphasize is that, though coding is very important but it is not more than 13-14% of the whole effort of software development.

Fred Brook is a renowned software engineer; he wrote a great book related to software engineering named "A Mythical Man Month". He combined all his articles in this book. Here we will discuss one of his articles named "No Silver Bullet" which he included in the book.

An excerpt from "No Silver Bullet" – Fred Brooks

Of all the monsters that fill the nightmares of our folklore, none terrify more than werewolves, because they transform unexpectedly from the familiar into horrors. For these we seek bullets of silver that can magically lay them to rest. The familiar software project has something of this character (at least as seen by the non-technical manager), usually innocent and straight forward, but capable of becoming a monster of missed schedules, blown budgets, and flawed projects. So we hear desperate cries for a silver bullet, something to make software costs drop as rapidly as computer hardware costs do. Scepticism is not pessimism, however. Although we see no startling breakthroughs, and indeed, such to be inconsistent with the nature of the software, many encouraging innovations are under way. A disciplined, consistent effort to develop, propagate and exploit them should indeed yield an order of magnitude improvement. There is no royal road, but there is a road. The first step towards the management of disease was replacement of demon theories and humours theories by the germ theory. The very first step, the beginning of hope, in itself dashed all hopes of magical solutions. It told workers that progress would be made stepwise, at great effort, and that a persistent, unremitting care would have to be paid to a discipline of cleanliness. So it is with software engineering today.

So, according to Fred Brook, in the eye of an unsophisticated manager software is like a giant. Sometimes it reveals as an unscheduled delay and sometimes it shows up in the

form of cost overrun. To kill this giant the managers look for magical solutions. But unfortunately magic is not a reality. We do not have any magic to defeat this giant. There is only one solution and that is to follow a disciplined approach to build software. We can defeat the giant named software by using disciplined and engineered approach towards software development.

Therefore, *Software Engineering is nothing but a disciplined and systematic approach to software development.*

Now we will look at some of the activities involved in the course of software development. The activities involved in software development can broadly be divided into two major categories first is construction and second is management.

Software Development

The construction activities are those that are directly related to the construction or development of the software. While the management activities are those that complement the process of construction in order to perform construction activities smoothly and effectively. A greater detail of the activities involved in the construction and management categories is presented below.

Construction

The construction activities are those that directly related to the development of software, e.g. gathering the requirements of the software, develop design, implement and test the software etc. Some of the major construction activities are listed below.

- Requirement Gathering
- Design Development
- Coding
- Testing

Management

Management activities are kind of umbrella activities that are used to smoothly and successfully perform the construction activities e.g. project planning, software quality assurance etc. Some of the major management activities are listed below.

- Project Planning and Management
- Configuration Management
- Software Quality Assurance
- Installation and Training

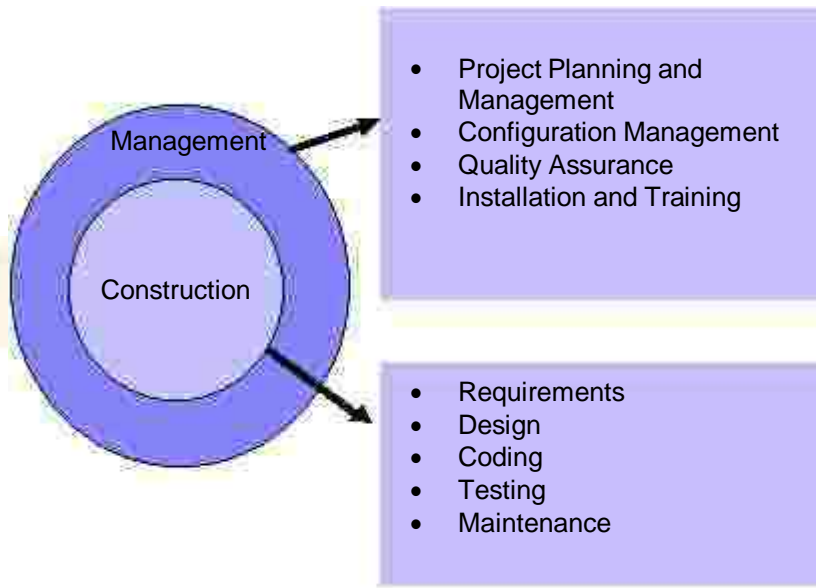


Figure1
Development Activities

As we have said earlier that management activities are kind of umbrella activities that surround the construction activities so that the construction process may proceed smoothly. This fact is empathized in the Figure1. The figure shows that construction is surrounded by management activities. That is, certain processes and rules govern all construction activities. These processes and rules are related to the management of the construction activities and not the construction itself.

A Software Engineering Framework

The software development organization must have special focus on quality while performing the software engineering activities. Based on this commitment to quality by the organization, a software engineering framework is proposed that is shown in Figure 2. The major components of this framework are described below.

Quality Focus: As we have said earlier, the given framework is based on the organizational commitment to quality. The quality focus demands that processes be defined for rational and timely development of software. And quality should be emphasized while executing these processes.

Processes: The processes are set of key process areas (KPAs) for effectively manage and deliver quality software in a cost effective manner. The processes define the tasks to be performed and the order in which they are to be performed. Every task has some deliverables and every deliverable should be delivered at a particular milestone.

Methods: Methods provide the technical “how-to’s” to carryout these tasks. There could be more than one technique to perform a task and different techniques could be used in different situations.

Tools: Tools provide automated or semi-automated support for software processes, methods, and quality control.

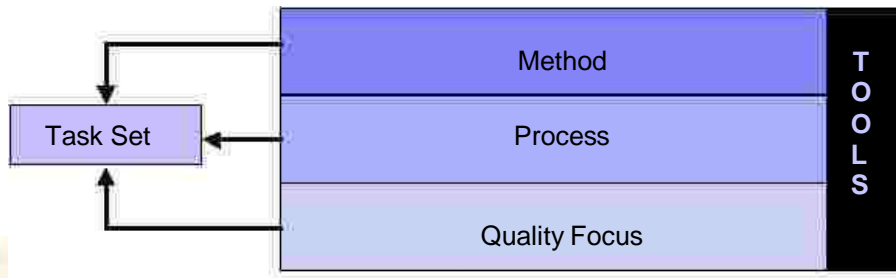


Figure 2
Software Engineering Framework

Software Development Loop

Let's now look at software engineering activities from a different perspective. Software development activities could be performed in a cyclic and that cycle is called software development loop which is shown in Figure3. The major stages of software development loop are described below.

Problem Definition: In this stage we determine what is the problem against which we are going to develop software. Here we try to completely comprehend the issues and requirements of the software system to build.

Technical Development: In this stage we try to find the solution of the problem on technical grounds and base our actual implementation on it. This is the stage where a new system is actually developed that solves the problem defined in the first stage.

Solution Integration: If there are already developed system(s) available with which our new system has to interact then those systems should also be the part of our new system. All those existing system(s) integrate with our new system at this stage.

Status Quo: After going through the previous three stages successfully, when we actually deployed the new system at the user site then that situation is called status quo. But once we get new requirements then we need to change the status quo.

After getting new requirements we perform all the steps in the software development loop again. The software developed through this process has the property that this could be evolved and integrated easily with the existing systems.

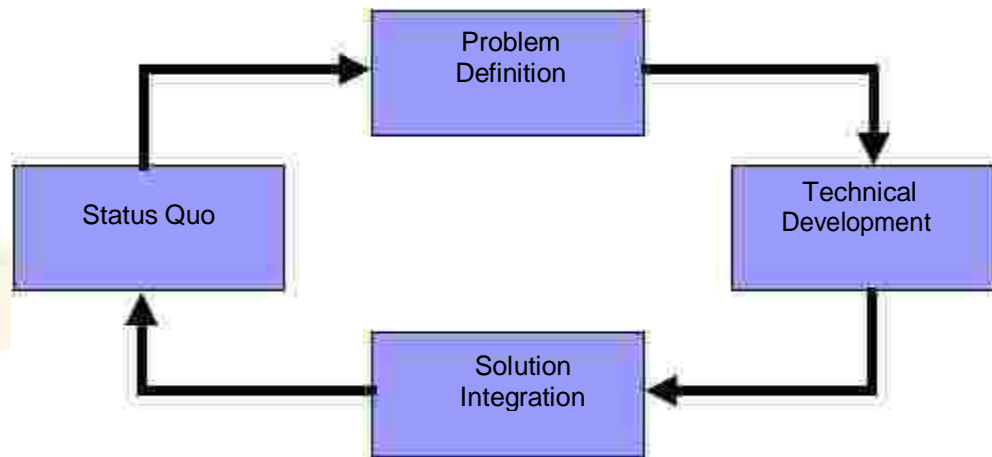


Figure3
Software Development Loop

Overview of the course contents

In the first course we studied the technical processes of software development to build industrial strength software. That includes requirement gathering and analysis, software design, coding, testing, and debugging. In this course our focus will be on the second part of Software Engineering, that is, the activities related to managing the technical development. This course will therefore include the following topics:

1. Software development process
2. Software process models
3. Project Management Concepts
4. Software Project Planning
5. Risk Analysis and Management
6. Project Schedules and Tracking
7. Software Quality Assurance
8. Software Configuration Management
9. Software Process and Project Metrics
10. Requirement Engineering Processes
11. Verification and Validation
12. Process Improvement
13. Legacy Systems
14. Software Change
15. Software Re-engineering

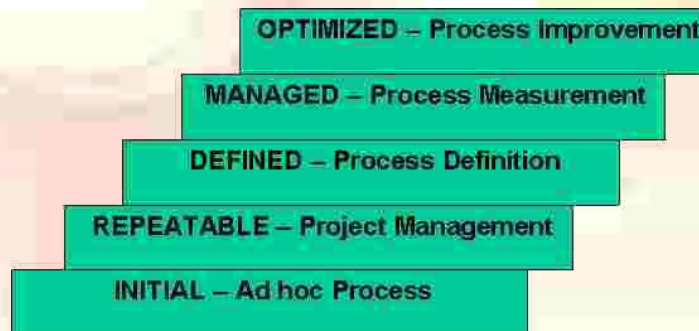
Lecture No. 2

Software Process

A software process is a road map that helps you create a timely, high quality result. It is the way we produce software and it provides stability and control. Each process defines certain deliverables known as the work products. These include programs, documents, and data produced as a consequence of the software engineering activities.

Process Maturity and CMM

The Software Engineering Institute (SEI) has developed a framework to judge the process maturity level of an organization. This framework is known as the Capability Maturity Model (CMM). This framework has 5 different levels and an organization is placed into one of these 5 levels. The following figure shows the CMM framework.



These levels are briefly described as follows”

1. Level 1 – Initial: The software process is characterized as ad hoc and occasionally even chaotic. Few processes are defined, and success depends upon individual effort. By default every organization would be at level 1.
2. Level 2 – Repeatable: Basic project management processes are established to track cost, schedule, and functionality. The necessary project discipline is in place to repeat earlier successes on projects with similar applications.
3. Level 3 – Defined: The software process for both management and engineering activities is documented, standardized, and integrated into an organizational software process. All projects use a documented and approved version of the organization’s process for developing and supporting software.
4. Level 4 – Managed: Detailed measures for software process and product quality are controlled. Both the software process and products are quantitatively understood and controlled using detailed measures.
5. Level 5 – Optimizing: Continuous process improvement is enabled by qualitative feedback from the process and from testing innovative ideas and technologies.

SEI has associated key process areas with each maturity level. The KPAs describe those software engineering functions that must be present to satisfy good practice at a particular level. Each KPA is described by identifying the following characteristics:

1. Goals: the overall objectives that the KPA must achieve.
2. Commitments: requirements imposed on the organization that must be met to achieve the goals or provide proof of intent to comply with the goals.
3. Abilities: those things that must be in place – organizationally and technically – to enable the organization to meet the commitments.
4. Activities: the specific tasks required to achieve the KPA function
5. Methods for monitoring implementation: the manner in which the activities are monitored as they are put into place.
6. Methods for verifying implementation: the manner in which proper practice for the KPA can be verified.

Each of the KPA is defined by a set of practices that contribute to satisfying its goals. The key practices are policies, procedures, and activities that must occur before a key process area has been fully instituted.

The following table summarizes the KPAs defined for each level.

Level	KPAs
1	No KPA is defined as organizations at this level follow ad-hoc processes
2	<ul style="list-style-type: none"> • Software Configuration Management • Software Quality Assurance • Software subcontract Management • Software project tracking and oversight • Software project planning • Requirement management
3	<ul style="list-style-type: none"> • Peer reviews • Inter-group coordination • Software product Engineering • Integrated software management • Training program • Organization process management • Organization process focus
4	<ul style="list-style-type: none"> • Software quality management • Quantitative process management
5	<ul style="list-style-type: none"> • Process change management • Technology change management • Defect prevention

Lecture No. 3

Software Lifecycle Models

Recalling from our first course, a software system passes through the following phases:

1. Vision – focus on *why*
2. Definition – focus on *what*
3. Development – focus on *how*
4. Maintenance – focus on *change*

During these phases, a number of activities are performed. A lifecycle model is a series of steps through which the product progresses. These include requirements phase, specification phase, design phase, implementation phase, integration phase, maintenance phase, and retirement. Software Development Lifecycle Models depict the way you organize your activities.

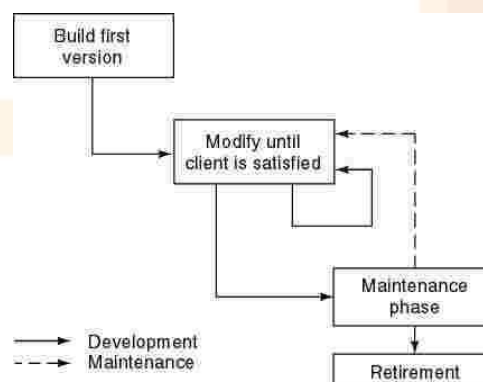
There are a number of Software Development Lifecycle Models, each having its strengths and weaknesses and suitable in different situations and project types. The list of models includes the following:

- Build-and-fix model
- Waterfall model
- Rapid prototyping model
- Incremental model
- Extreme programming
- Synchronize-and-stabilize model
- Spiral model
- Object-oriented life-cycle models

In the following sections we shall study these models in detail and discuss their strengths and weaknesses.

Build and Fix Model

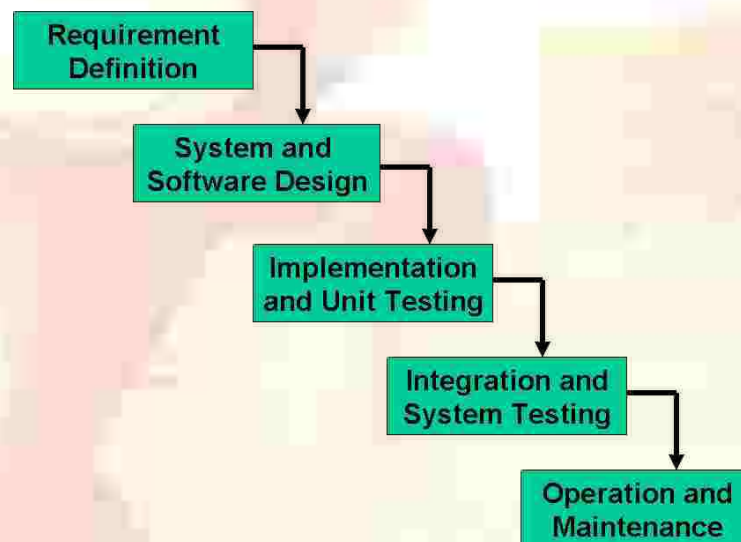
This model is depicted in the following diagram:



It is unfortunate that many products are developed using what is known as the build-and-fix model. In this model the product is constructed without specification or any attempt at design. The developers simply build a product that is reworked as many times as necessary to satisfy the client. This model may work for small projects but is totally unsatisfactory for products of any reasonable size. The cost of build-and fix is actually far greater than the cost of properly specified and carefully designed product. Maintenance of the product can be extremely in the absence of any documentation.

Waterfall Model

The first published model of the software development process was derived from other engineering processes. Because of the cascade from one phase to another, this model is known as the waterfall model. This model is also known as linear sequential model. This model is depicted in the following diagram.



The principal stages of the model map directly onto fundamental development activities.

It suggests a systematic, sequential approach to software development that begins at the system level and progresses through the analysis, design, coding, testing, and maintenance.

In the literature, people have identified from 5 to 8 stages of software development.

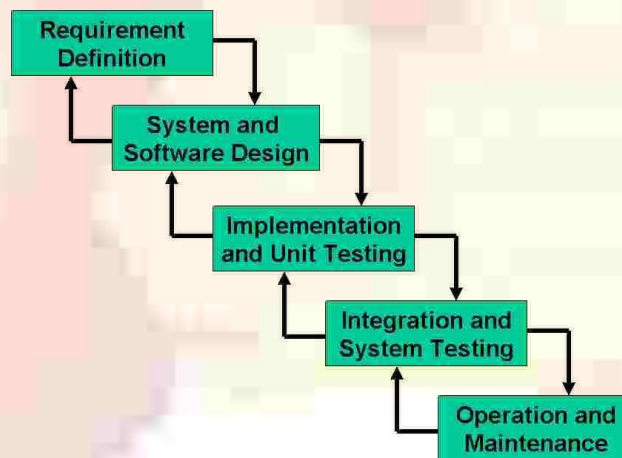
The five stages above are as follows:

1. Requirement Analysis and Definition: What - The systems services, constraints and goals are established by consultation with system users. They are then defined in detail and serve as a system specification.
2. System and Software Design: How – The system design process partitions the requirements to either hardware or software systems. It establishes and overall system architecture. Software design involves fundamental system abstractions and their relationships.

3. Implementation and Unit Testing: - How – During this stage the software design is realized as a set of programs or program units. Unit testing involves verifying that each unit meets its specifications.
4. Integration and system testing: The individual program unit or programs are integrated and tested as a complete system to ensure that the software requirements have been met. After testing, the software system is delivered to the customer.
5. Operation and Maintenance: Normally this is the longest phase of the software life cycle. The system is installed and put into practical use. Maintenance involves correcting errors which were not discovered in earlier stages of the life-cycle, improving the implementation of system units and enhancing the system's services as new requirements are discovered.

In principle, the result of each phase is one or more documents which are approved. No phase is complete until the documentation for that phase has been completed and products of that phase have been approved. The following phase should not start until the previous phase has finished.

Real projects rarely follow the sequential flow that the model proposes. In general these phases overlap and feed information to each other. Hence there should be an element of iteration and feedback. A mistake caught any stage should be referred back to the source and all the subsequent stages need to be revisited and corresponding documents should be updated accordingly. This feedback path is shown in the following diagram.



Because of the costs of producing and approving documents, iterations are costly and require significant rework.

The Waterfall Model is a documentation-driven model. It therefore generates complete and comprehensive documentation and hence makes the maintenance task much easier. It however suffers from the fact that the client feedback is received when the product is finally delivered and hence any errors in the requirement specification are not discovered until the product is sent to the client after completion. This therefore has major time and cost related consequences.

Rapid Prototyping Model

The Rapid Prototyping Model is used to overcome issues related to understanding and capturing of user requirements. In this model a mock-up application is created “rapidly” to solicit feedback from the user. Once the user requirements are captured in the prototype to the satisfaction of the user, a proper requirement specification document is developed and the product is developed from scratch.

An essential aspect of rapid prototype is embedded in the word “rapid”. The developer should endeavour to construct the prototype as quickly as possible to speedup the software development process. It must always be kept in mind that the sole purpose of the rapid prototype is to capture the client’s needs; once this has been determined, the rapid prototype is effectively discarded. For this reason, the internal structure of the rapid prototype is not relevant.

Integrating the Waterfall and Rapid Prototyping Models

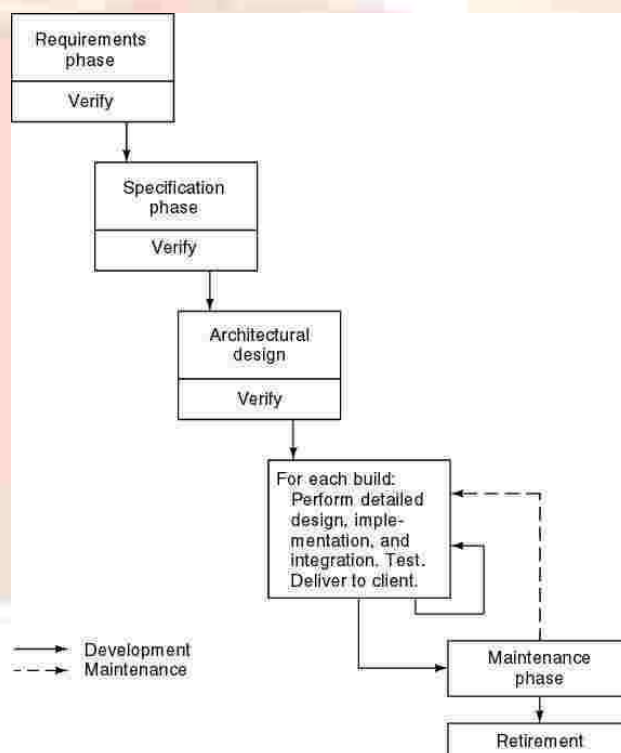
Despite the many successes of the waterfall model, it has a major drawback in that the delivered product may not fulfil the client’s needs. One solution to this is to combine rapid prototyping with the waterfall model. In this approach, rapid prototyping can be used as a requirement gathering technique which would then be followed by the activities performed in the waterfall model.

Lecture No. 4

Incremental Models

As discussed above, the major drawbacks of the waterfall model are due to the fact that the entire product is developed and delivered to the client in one package. This results in delayed feedback from the client. Because of the long elapsed time, a huge new investment of time and money may be required to fix any errors of omission or commission or to accommodate any new requirements cropping up during this period. This may render the product as unusable. Incremental model may be used to overcome these issues.

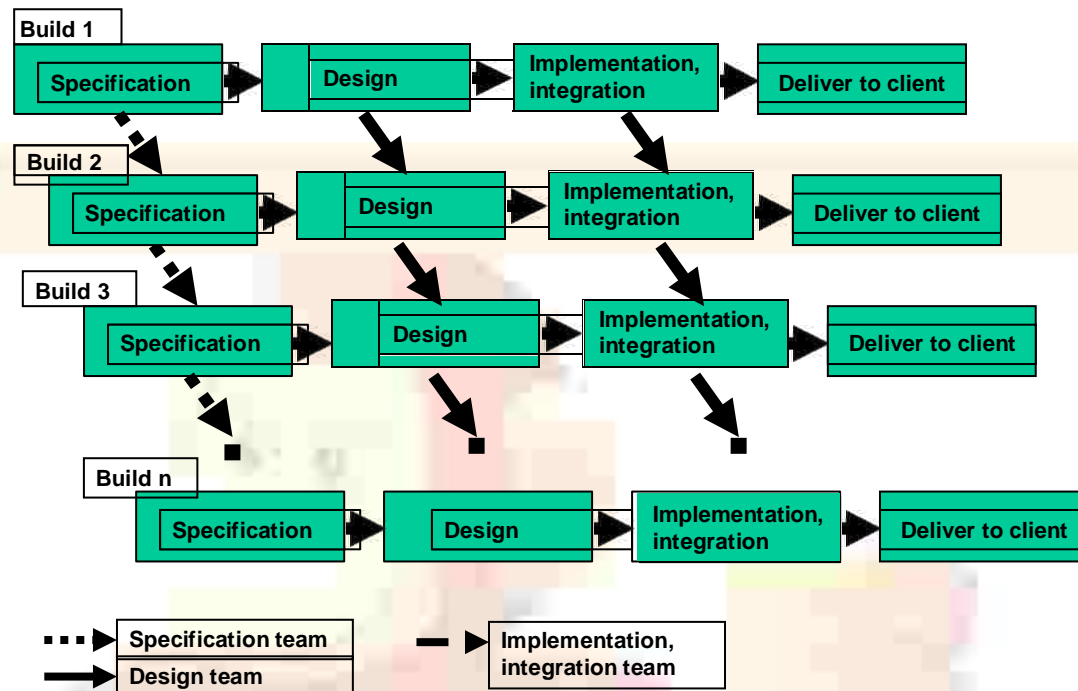
In the incremental models, as opposed to the waterfall model, the product is partitioned into smaller pieces which are then built and delivered to the client in increments at regular intervals. Since each piece is much smaller than the whole, it can be built and sent to the client quickly. This results in quick feedback from the client and any requirement related errors or changes can be incorporated at a much lesser cost. It is therefore less traumatic as compared to the waterfall model. It also required smaller capital outlay and yield a



rapid return on investment. However, this model needs an open architecture to allow integration of subsequent builds to yield the bigger product. A number of variations are used in object-oriented life cycle models.

There are two fundamental approaches to the incremental development. In the first case, the requirements, specifications, and architectural design for the whole product are completed before implementation of the various builds commences.

In a more risky version, once the user requirements have been elicited, the specifications of the first build are drawn up. When this has been completed, the specification team



turns to the specification of the second build while the design team designs the first build. Thus the various builds are constructed in parallel, with each team making use of the information gained in the all the previous builds.

This approach incurs the risk that the resulting build will not fit together and hence requires careful monitoring.

Rapid Application Development (RAD)

Rapid application development is another form of incremental model. It is a high speed adaptation of the linear sequential model in which fully functional system in a very short time (2-3 months). This model is only applicable in the projects where requirements are well understood and project scope is constrained. Because of this reason it is used primarily for information systems.

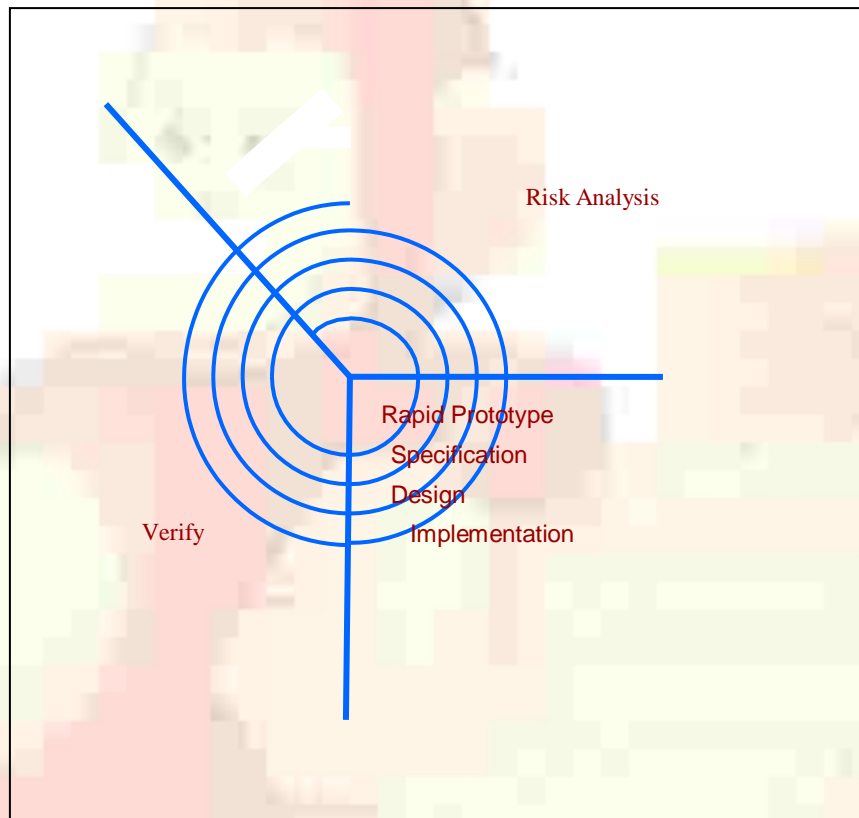
Synchronize and Stabilize Model

This is yet another form of incremental model adopted by Microsoft. In this model, during the requirements analysis interviews of potential customers are conducted and requirements document is developed. Once these requirements have been captured, specifications are drawn up. The project is then divided into 3 or 4 builds. Each build is carried out by small teams working in parallel. At the end of each day the code is synchronized (test and debug) and at the end of the build it is stabilized by freezing the build and removing any remaining defects. Because of the synchronizations, components always work together. The presence of an executable provides early insights into operation of product.

Spiral Model

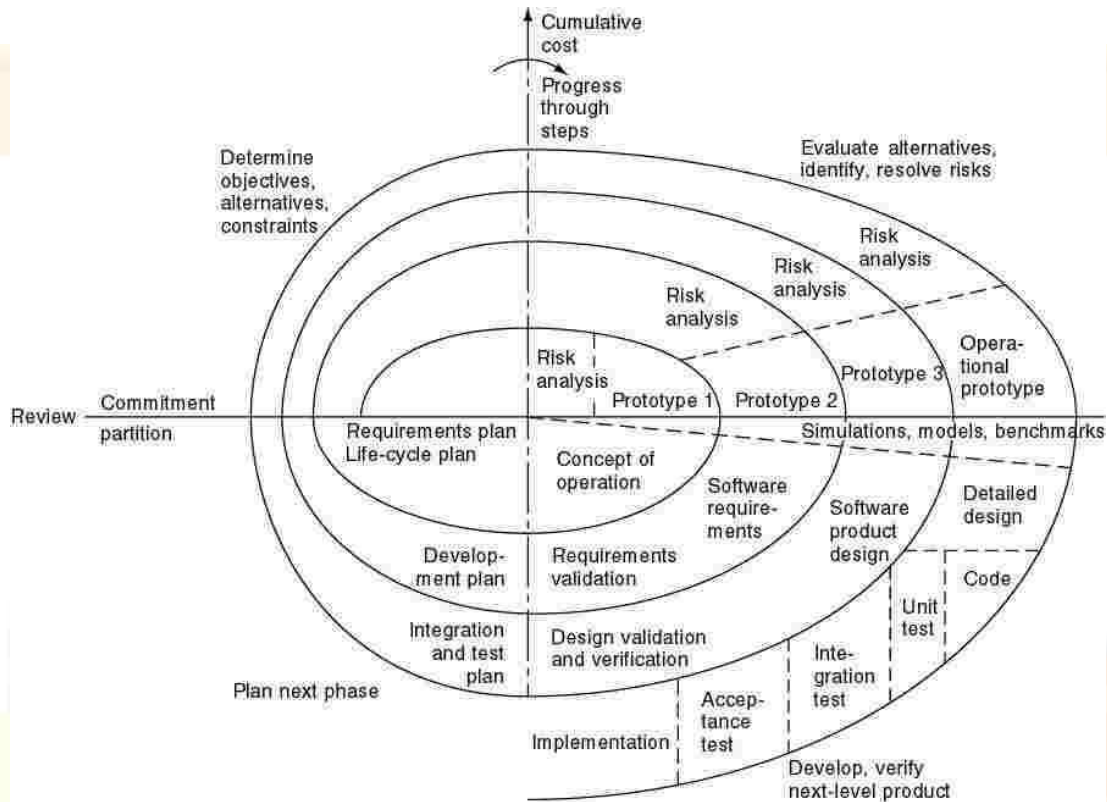
This model was developed by Barry Boehm. The main idea of this model is to avert risk as there is always an element of risk in development of software. For example, key personnel may resign at a critical juncture, the manufacturer of the software development may go bankrupt, etc.

In its simplified form, the Spiral Model is Waterfall model plus risk analysis. In this case each stage is preceded by identification of alternatives and risk analysis and is then followed by evaluation and planning for the next phase. If risks cannot be resolved, project is immediately terminated. This is depicted in the following diagram.

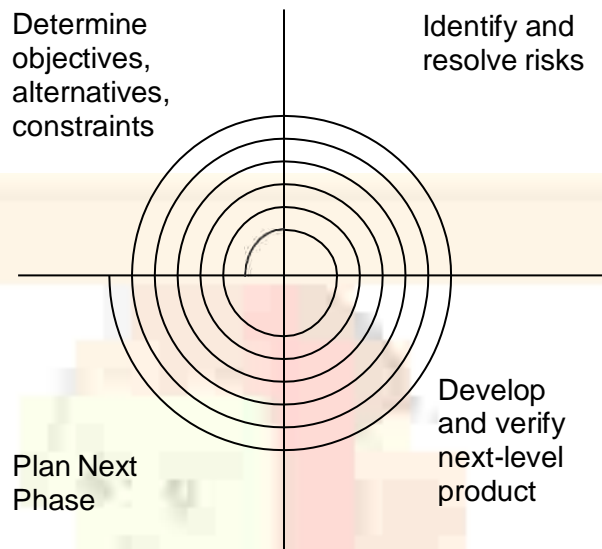


As can be seen, a Spiral Model has two dimensions. Radial dimension represents the cumulative cost to date and the angular dimension represents the progress through the spiral. Each phase begins by determining objectives of that phase and at each phase a new process model may be followed.

A full version of the Spiral Model is shown below:



The main strength of the Spiral Model comes from the fact that it is very sensitive to the risk. Because of the spiral nature of development it is easy to judge how much to test and there is no distinction between development and maintenance. It however can only be used for large-scale software development and that too for internal (in-house) software only.



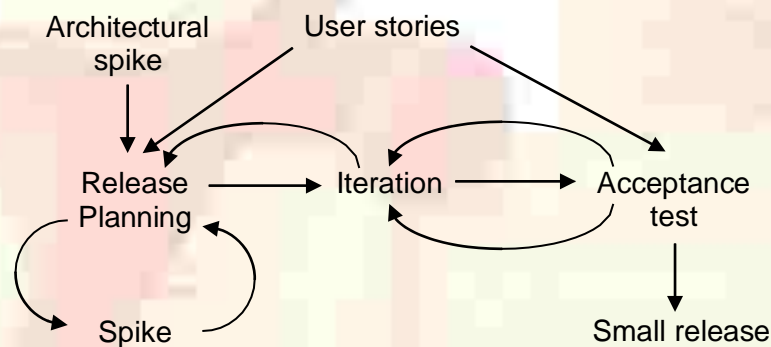
Lecture No. 5

Object-Oriented Lifecycle Models

Object-oriented lifecycle models appreciate the need for iteration within and between phases. There are a number of these models. All of these models incorporate some form of iteration, parallelism, and incremental development.

eXtreme Programming

It is a somewhat controversial new approach. In this approach user requirements are captured through stories which are the scenarios presenting the features needed by the client? Estimate for duration and cost of each story is then carried out. Stories for the next build are selected. Then each build is divided into tasks. Test cases for task are drawn up first before and development and continuous testing is performed throughout the development process.



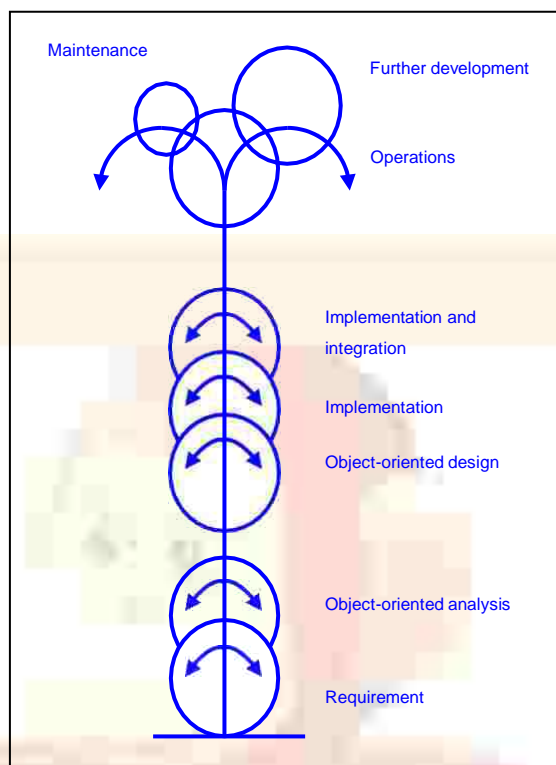
One very important feature of eXtreme programming is the concept of pair programming. In this, a team of two developers develop the software, working in team as a pair to the extent that they even share a single computer.

In eXtreme Programming model, computers are put in center of large room lined with cubicles and client representative is always present. One very important restriction imposed in the model is that no team is allowed to work overtime for 2 successive weeks.

XP has had some successes. It is good when requirements are vague or changing and the overall scope of the project is limited. It is however too soon to evaluate XP.

Fountain Model

Fountain model is another object-oriented lifecycle model. This is depicted in the following diagram.



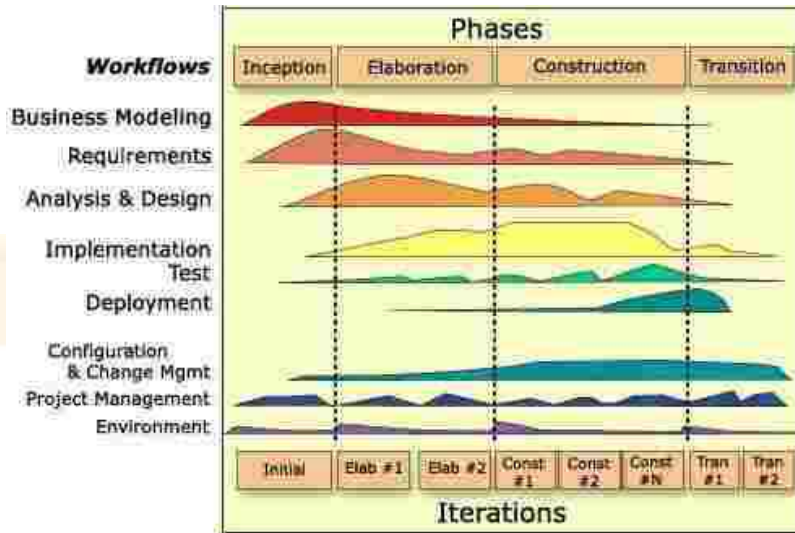
In this model the circles representing the various phases overlap, explicitly representing an overlap between activities. The arrows within a phase represent iteration within the phase. The maintenance cycle is smaller, to symbolize reduced maintenance effort when the object oriented paradigm is used.

Rational Unified Process (RUP)

Rational Unified Process is very closely associated with UML and Krutchen's architectural model.

In this model a software product is designed and built in a succession of incremental iterations. It incorporates early testing and validation of design ideas and early risk mitigation. The horizontal dimension represents the *dynamic aspect* of the process. This includes cycles, phases, iterations, and milestones. The vertical dimension represents the *static aspect* of the process described in terms of process components which include activities, disciplines, artifacts, and roles. The process emphasizes that during development, all activities are performed in parallel, however, and at a given time one activity may have more emphasis than the other.

The following figure depicting RUP is taken from Krutchen's paper.



Comparison of Lifecycle Models

As discussed above, each lifecycle model has some strengths and weaknesses. These are summarized in the following table:

Comparison of Process Models		
Process Model	Strengths	Weaknesses
Build-and-fix model	<ul style="list-style-type: none"> • Fine for short programs that not require maintenance 	<ul style="list-style-type: none"> • Totally unsatisfactory for nontrivial programs
Waterfall model	<ul style="list-style-type: none"> • Disciplined approach • Document driven 	<ul style="list-style-type: none"> • Delivered product may not meet client's needs
Rapid prototyping model	<ul style="list-style-type: none"> • Ensures that delivered product meets client's needs 	<ul style="list-style-type: none"> • Not yet proven
Incremental model	<ul style="list-style-type: none"> • Maximizes early return on investment • Promotes maintainability 	<ul style="list-style-type: none"> • Requires open architecture • May degenerate into build-and-fix
Extreme programming	<ul style="list-style-type: none"> • Maximizes early return on investment • Fine when requirements are vague 	<ul style="list-style-type: none"> • Small projects, small teams • Lack of design documentation • Has not yet been widely used
Synchronize-and-stabilize model	<ul style="list-style-type: none"> • Components always work together • Early insights into operation of product 	<ul style="list-style-type: none"> • Has not been widely used other than at Microsoft
Spiral model	<ul style="list-style-type: none"> • "How much to test ?" in terms of risk • Maintenance is another cycle 	<ul style="list-style-type: none"> • Only for large-scale, in-house products
Object-oriented models	<ul style="list-style-type: none"> • Iteration within phases • Parallelism between phases 	<ul style="list-style-type: none"> • May degenerate into CABTAB

The criteria to be used for deciding on a model include the organization, its management, skills of the employees, and the nature of the product. No single model may fulfill the needs in a given situation. It may therefore be best to devise a lifecycle model tuned to your own needs by creating a "Mix-and-match" life-cycle model.

Quality Assurance and Documentation

It may be noted that there is no separate QA or documentation phase. QA is an activity performed throughout software production. It involves verification and validation.

Verification is performed at the end of each phase whereas validation is performed before delivering the product to the client.

Similarly, every phase must be fully documented before starting the next phase. It is important to note that postponed documentation may never be completed as the responsible individual may leave. Documentation is important as the product is constantly changing—we need the documentation to do this. The design (for example) will be modified during development, but the original designers may not be available to document it.

The following table shows the QA and documentation activities associated with each stage.

Phase	Documents	QA
Requirement Definition	<ul style="list-style-type: none"> • Rapid prototype, or • Requirements document 	<ul style="list-style-type: none"> • Rapid prototype • Reviews
Functional Specification	<ul style="list-style-type: none"> • Specification document (specifications) • Software Product Management Plan 	<ul style="list-style-type: none"> • Traceability • FS Review • Check the SPMP
Design	<ul style="list-style-type: none"> • Architectural Design • Detailed Design 	<ul style="list-style-type: none"> • Traceability • Review
Coding	<ul style="list-style-type: none"> • Source code • Test cases 	<ul style="list-style-type: none"> • Traceability • Review • Testing
Integration	<ul style="list-style-type: none"> • Source code • Test cases 	<ul style="list-style-type: none"> • Integration testing • Acceptance testing
Maintenance	<ul style="list-style-type: none"> • Change record • Regression test cases 	<ul style="list-style-type: none"> • Regression testing

Lecture No. 6

Software Project Management Concepts

Software project management is a very important activity for successful projects. In fact, in an organization at CMM Level basic project management processes are established to track cost, schedule, and functionality. That is, it is characterized by basic project management practices. It also implies that without project management not much can be achieved. Capers Jones, in his book on Software Best Practices, notes that, for the projects they have analyzed, good project management was associated with 100% of the successful project and bad project management was associated with 100% of the unsuccessful projects. Therefore, understanding of good project management principles and practices is essential for all project managers and software engineers.

Software project management involves that planning, organization, monitoring, and control of the people and the processes.

Software Project Management: Factors that influence results

The first step towards better project management is the comprehension of the factors that influence results of a project. Among these, the most important factors are:

- Project size

As the project size increases, the complexity of the problem also increases and therefore its management also becomes more difficult.

- Delivery deadline

Delivery deadline directly influences the resources and quality. With a realistic deadline, chances of delivering the product with high quality and reasonable resources increase tremendously as compared to an unrealistic deadline. So a project manager has to first determine a realistic and reasonable deadline and then monitor the project progress and ensure timely delivery.

- Budgets and costs

A project manager is responsible for ensuring delivery of the project within the allocated budget and schedule. A good estimate of budget, cost and schedule is essential for any successful project. It is therefore imperative that the project manager understand and learns the techniques and principle needed to develop these estimates.

- Application domain

Application domain also plays an important role in the success of a project. The chances of success of a project in a well-known application domain would be much better than of a project in a relatively unknown domain. The project manager thus needs to implement measures to handle unforeseen problems that may arise during the project lifecycle.

- Technology to be implemented

Technology also plays a very significant role in the success or failure of a project. On the one hand, a new “state-of-the-art” technology may increase the productivity of the team and quality of the product. On the other hand, it may prove to be unstable and hence

prove to be difficult to handle. Resultantly, it may totally blow you off the track. So, the project manager should be careful in choosing the implementation technology and must take proper safeguard measures.

– System constraints

The non-functional requirement or system constraints specify the conditions and the restrictions imposed on the system. A system that fulfils all its functional requirements but does not satisfy the non-functional requirements would be rejected by the user.

– User requirements

A system has to satisfy its user requirements. Failing to do so would render this system unusable.

– Available resources

A project has to be developed using the available resources who know the domain as well as the technology. The project manager has to ensure that the required number of resources with appropriate skill-set is available to the project.

Project Management Concerns

In order to plan and run a project successfully, a project manager needs to worry about the following issues:

1. Product quality: what would be the acceptable quality level for this particular project and how could it be ensured?
2. Risk assessment: what would be the potential problems that could jeopardize the project and how could they be mitigated?
3. Measurement: how could the size, productivity, quality and other important factors be measured and benchmarked?
4. Cost estimation: how could cost of the project be estimated?
5. Project schedule: how could the schedule for the project be computed and estimated?
6. Customer communication: what kind of communication with the customer would be needed and how could it be established and maintained consistently?
7. Staffing: how many people with what kind of resources would be needed and how that requirement could be fulfilled?
8. Other resources: what other hardware and software resources would be needed for the project?
9. Project monitoring: how the progress of the project could be monitored?

Thorough understanding and appreciation of these issues leads to the quest for finding satisfactory answers to these problems and improves the chances for success of a project.

Why Projects Fail?

A project manager is tasked to ensure the successful development of a product. Success cannot be attained without understanding the reasons for failure. The main reasons for the failure of software projects are:

1. changing customer requirements
2. ambiguous/incomplete requirements

3. unrealistic deadline
4. an honest underestimate of effort
5. predictable and/or unpredictable risks
6. technical difficulties
7. miscommunication among project staff
8. failure in project management

The first two points relate to good requirement engineering practices. Unstable user requirements and continuous requirement creep has been identified as the top most reason for project failure. Ambiguous and incomplete requirements lead to undesirable product that is rejected by the user.

As discussed earlier, delivery deadline directly influences the resources and quality. With a realistic deadline, chances of delivering the product with high quality and reasonable resources increase tremendously as compared to an unrealistic deadline. An unrealistic deadline could be enforced by the management or the client or it could be due to error in estimation. In both these cases it often results in disaster for the project.

A project manager who is not prepared and without a contingency plan for all sorts of predictable and unpredictable risks would put the project in jeopardy if such a risk should happen. Risk assessment and anticipation of technical and other difficulties allows the project manager to cope with these situations.

Miscommunication among the project staff is another very important reason for project failure. Lack of proper coordination and communication in a project results in wastage of resources and chaos.

The Management Spectrum

Effective project management focuses on four aspects of the project known as the 4 P's. These are: people, product, process, and project.

People

Software development is a highly people intensive activity. In this business, the software factory comprises of the people working there. Hence taking care of the first P, that is people, should take the highest priority on a project manager's agenda.

Product

The product is the outcome of the project. It includes all kinds of the software systems. No meaningful planning for a project can be carried-out until all the dimensions of the product including its functional as well as non-functional requirements are understood and all technical and management constraints are identified.

Process

Once the product objectives and scope have been determined, a proper software development process and lifecycle model must be chosen to identify the required work products and define the milestones in order to ensure streamlined development activities. It includes the set of all the framework activities and software engineering tasks to get the job done.

Project

A project comprises of all work the required to make the product a reality. In order to avoid failure, a project manager and software engineer is required to build the software product in a controlled and organized fashion and run it like other projects found in more concrete domains.

We now discuss these 4 in more detail.

People

In a study published by IEEE, the project team was identified by the senior executives as the most important contributor to a successful software project. However, unfortunately, people are often taken for granted and do not get the attention and focus they deserve. There are a number of players that participate in software process and influence the outcome of the project. These include senior managers, project (technical) managers, practitioners, customers, and end-users. Senior managers define the business vision whereas the project managers plan, motivate, organize and control the practitioners who work to develop the software product. To be effective, the project team must be organized to use each individual to the best of his/her abilities. This job is carried out by the team leader.

Team Leader

Project management is a people intensive activity. It needs the right mix of people skills. Therefore, competent practitioners often make poor team leaders.

Leaders should apply a problem solving management style. That is, a project manager should concentrate on understanding the problem to be solved, managing the flow of ideas, and at the same time, letting everyone on the team know that quality counts and that it will not be compromised.

MOI model of leadership developed by Weinberg suggest that a leadership needs Motivation, Organization, and Innovation.

Motivation is the ability to encourage technical people to produce to their best. **Organization** is the ability to mold the existing processes (or invent new ones) that will enable the initial concept to be translated into a final product, and **Idea or Innovation** is the ability to encourage people to create and feel creative.

It is suggested that successful project managers apply a problem solving management style. This involves developing an understanding of the problem and motivating the team to generate ideas to solve the problem.

Edgemon suggests that the following characteristics are needed to become an effective project manager:

- Problem Solving
 - Should be able to diagnose technical and organizational issues and be willing to change direction if needed.
- Managerial Identity
 - Must have the confidence to take control when necessary

- Achievement
 - Reward initiative (controlled risk taking) and accomplishment
- Influence and team building
 - Must remain under control in high stress conditions. Should be able to read signals and address peoples' needs.

DeMarco says that a good leader possesses the following four characteristics:

- Heart: the leader should have a big heart.
- Nose: the leader should have good nose to spot the trouble and bad smell in the project.
- Gut: the leader should have the ability to make quick decisions on gut feeling.
- Soul: the leader should be the soul of the team.

If analyzed closely, all these researchers seem to say essentially the same thing and they actually complement each other's point of view.

Lecture No. 7

The Software Team

There are many possible organizational structures. In order to identify the most suitable structure, the following factors must be considered:

- the difficulty of the problem to be solved
- the size of the resultant program(s) in lines of code or function points
- the time that the team will stay together (team lifetime)
- the degree to which the problem can be modularized
- the required quality and reliability of the system to be built
- the rigidity of the delivery date
- the degree of sociability (communication) required for the project

Constantine suggests that teams could be organized in the following generic structural paradigms:

- **closed paradigm**—structures a team along a traditional hierarchy of authority
- **random paradigm**—structures a team loosely and depends on individual initiative of the team members
- **open paradigm**—attempts to structure a team in a manner that achieves some of the controls associated with the closed paradigm but also much of the innovation that occurs when using the random paradigm
- **synchronous paradigm**—relies on the natural compartmentalization of a problem and organizes team members to work on pieces of the problem with little active communication among themselves

Mantei suggests the following three generic team organizations:

- Democratic decentralized (DD)

In this organization there is no permanent leader and task coordinators are appointed for short duration. Decisions on problems and approach are made by group consensus and communication among team is horizontal.

- Controlled decentralized (CD)

In CD, there is a defined leader who coordinates specific tasks. However, problem solving remains a group activity and communication among subgroups and individuals is horizontal. Vertical communication along the control hierarchy also occurs.

- Controlled centralized (CC)

In a Controlled Centralized structure, top level problem solving and internal team coordination are managed by the team leader and communication between the leader and team members is vertical.

Centralized structures complete tasks faster and are most useful for handling simple problems. On the other hand, decentralized teams generate more and better solutions than individuals and are most useful for complex problems

For the team morale point of view, DD is better.

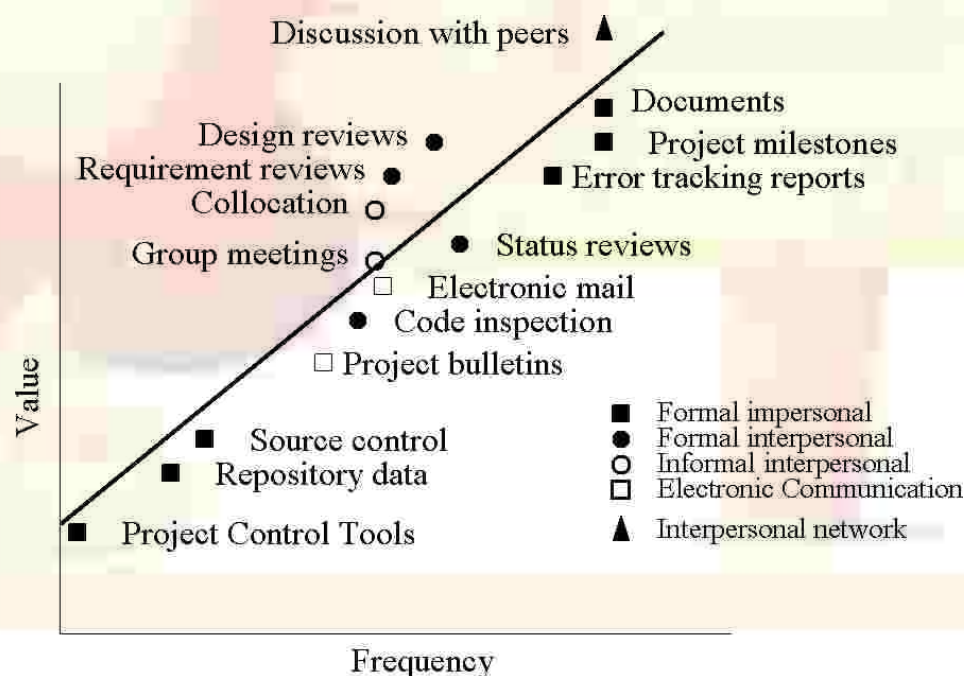
Coordination and Communication Issues

Lack of coordination results in confusion and uncertainty. On the other hand, performance is inversely proportional to the amount of communication and hence too much communication and coordination is also not healthy for the project. Very large projects are best addressed with CC or CD when sub-grouping can be easily accommodated.

Kraul and Steeter categorize the project coordination techniques as follows:

- Formal, impersonal approaches
In these approaches, coordination is achieved through impersonal and formal mechanism such as SE documents, technical memos, schedules, error tracking reports.
- Formal, interpersonal procedures
In this case, the approaches are interpersonal and formal. These include QA activities, design and code reviews, and status meetings.
- Informal, interpersonal procedures
This approach employs informal interpersonal procedures and includes group meetings and collocating different groups together.
- Electronic communication includes emails and bulletin boards.
- Interpersonal networking includes informal discussions with group members

The effectiveness of these approaches has been summarized in the following diagram:



Techniques that fall above the regression line yield more value to use ratio as compared to the ones below the line.

The Product: Defining the Problem

In order to develop an estimate and plan for the project, the scope of the problem must be established. This includes context, information objectives, and function and performance requirements. The estimate and plan is then developed by decomposing the problem and establishing a functional partitioning.

The Process

The next step is to decide which process model to pick. The project manager has to look at the characteristics of the product to be built and the project environment. For examples, for a relatively small project that is similar to past efforts, degree of uncertainty is minimized and hence Waterfall or linear sequential model could be used. For tight timelines, heavily compartmentalized, and known domain, RAD model would be more suitable. Projects with large functionality, quick turn around time are best developed incrementally and for a project in which requirements are uncertain, prototyping model will be more suitable.

Lecture No. 8

The Project Management

As discussed earlier, a project manager must understand what can go wrong and how to do it right. Reel has defined a 5 step process to improve the chances of success. These are:

- Start on the right foot: this is accomplished by putting in the required effort to understand the problem, set realistic objectives, build the right team, and provide the needed infrastructure.
- Maintain momentum: many projects, after starting on the right, lose focus and momentum. The initial momentum must be maintained till the very end.
- Track progress: no planning is useful if the progress is not tracked. Tracking ensures timely delivery and remedial action, if needed, in a suitable manner.
- Make smart decisions
- Conduct a postmortem analysis: in order to learn from the mistakes and improve the process continuously, a project postmortem must be conducted.

W5HH Principle

Barry Boehm has suggested a systematic approach to project management. It is known as the WWWWHH principle. It comprises of 7 questions. Finding the answers to these 7 questions is essentially all a project manager has to do. These are:

- **WHY** is the system being developed?
- **WHAT** will be done?
- By **WHEN**?
- **WHO** is responsible for a function?
- **WHERE** they are organizationally located?
- **HOW** will the job be done technically and managerially?
- **HOW MUCH** of each resource (e.g., people, software, tools, database) will be needed?


Boehm's W⁵HH principle is applicable, regardless of the size and complexity of the project and provide excellent planning outline.

Critical Practices

The Airlie Council has developed a list of critical success practices that must be present for successful project management. These are:

- Formal risk analysis
- Empirical cost and schedule estimation
- Metrics-based project management
- Earned value tracking
- Defect tracking against quality targets
- People aware project management

Finding the solution to these practices is the key to successful projects. We'll therefore spend a considerable amount of time in elaborating these practices.



Lecture No. 9

Software Size Estimation

The size of the software needs to be estimated to figure out the time needed in terms of calendar and man months as well as the number and type of resources required carrying out the job. The time and resources estimation eventually plays a significant role in determining the cost of the project.

Most organizations use their previous experience to estimate the size and hence the resource and time requirements for the project. If not quantified, this estimate is subjective and is as good as the person who is conducting this exercise. At times this makes it highly contentious. It is therefore imperative for a government organization to adopt an estimation mechanism that is:

1. Objective in nature.
2. It should be an acceptable standard with wide spread use and acceptance level.
3. It should serve as a single yardstick to measure and make comparisons.
4. Must be based upon a deliverable that is meaningful to the intended audience.
5. It should be independent of the tool and technology used for the developing the software.

A number of techniques and tools can be used in estimating the size of the software. These include:

1. Lines of code (LOC)
2. Number of objects
3. Number of GUIs
4. Number of document pages
5. Functional points (FP)

Comparison of LOC and FPA

Out of these 5, the two most widely used metrics for the measurement of software size are FP and LOC. LOC metric suffer from the following shortcomings:

1. There are a number of questions regarding the definition for lines of code. These include:
 - a. Whether to count physical line or logical lines?
 - b. What type of lines should be counted? For example, should the comments, data definitions, and blank lines be counted or not?
2. LOC is heavily dependent upon the individual programming style.
3. It is dependent upon the technology and hence it is difficult to compare applications developed in two different languages. This is true for even seemingly very close languages like in C++ and Java.
4. If a mixture of languages and tools is used then the comparison is even more difficult. For example, it is not possible to compare a project that delivers a 100,000-line mixture of Assembly, C++, SQL and Visual Basic to one that delivers 100,000 lines of COBOL.

FP measures the size of the functionality provided by the software. The functionality is measured as a function of the data and the operations performed on that data. The measure is independent of the tool and technology used and hence provides a consistent measure for comparison between various organizations and projects.

The biggest advantage of FP over LOC is that LOC can be counted only AFTER the code has been developed while FP can be counted even at the requirement phase and hence can be used for planning and estimation while the LOC cannot be used for this purpose.

Another major distinction between the FP and LOC is that the LOC measures the application from a developer's perspective while the FP is a measure of the size of the functionality from the user's perspective. The user's view, as defined by IFPUG, is as follows:

A *user view* is a description of the business functions and is approved by the user. It represents a formal description of the user's business needs in the user's language. It can vary in physical form (e.g., catalog of transactions, proposals, requirements document, external specifications, detailed specifications, user handbook). Developers translate the user information into information technology language in order to provide a solution. Function point counts the application size from the user's point of view. It is accomplished using the information in a language that is common to both user(s) and developers.

Therefore, Function Point Analysis measures the size of the functionality delivered and used by the end user as opposed to the volume of the artifacts and code.

	Assembler Version	Ada Version	Difference
Source Code Size	100,000	25,000	-75,000
Activity - in person months			
Requirements	10	10	0
Design	25	25	0
Coding	100	20	-80
Documentation	15	15	0
Integration and Testing	25	15	-10
Management	25	15	-10
Total Effort	200	100	-100
Total Cost	\$1,000,000	\$500,000	-\$500,000
Cost Per Line	\$10	\$20	\$10
Lines Per Person-Month	500	250	-250

The Paradox of Reversed Productivity for High-Level Languages

Consider the following example:

In this example, it is assumed that the same functionality is implemented in Assembly and Ada. As coding in Assembly is much more difficult and time consuming as compared to Ada, it takes more time and it is also lengthy. Because there is a huge difference in the code size in terms of Lines of Code, the cost per line in case of Assembly is much less as compared to Ada. Hence coding in Assembly appears to be more cost effective than Ada while in reality it is not. This is a paradox!

Function Point Analysis - A Brief History and Usage

In the mid 70's, IBM felt the need to establish a more effective and better measure of system size to predict the delivery of software. It commissioned Allan Albrecht to lead this effort. As a result he developed this approach which today known as the Function Point Analysis. After several years of internal use, Albrecht introduced the methodology at a joint/share conference. From 1979 to 1984 continued statistical analysis was performed on the method and refinements were made. At that point, a non-profit organization by the name of International Function Point User Group (IFPUG) was formed which formally took onto itself the role of refining and defining the counting rules. The result is the function point methodology that we use today.

Since 1979, when Albrecht published his first paper on FP, its popularity and use has been increasing consistently and today it is being used as a de facto standard for software measurement. Following is a short list of organizations using FP for estimation:

1. IEEE recommends it for use in productivity measurement and reporting.
2. Several governments including UK, Canada, and Hong Kong have been using it and it has been recommended to these governments that all public sector project use FP as a standard for the measurement of the software size.
3. Government of the Australian state Victoria has been using FP since 1997 for managing and outsourcing projects to the tune of US\$ 50 Million every year.
4. In the US several large government departments including IRS have adopted FP analysis as a standard for outsourcing, measurement, and control of software projects.
5. A number of big organizations including Digital Corporation and IBM have been using FP for their internal use for the last many years.


Usage of FP includes:

- Effort Scope Estimation
- Project Planning
- Determine the impact of additional or changed requirements
- Resource Planning/Allocation
- Benchmarking and target setting
- Contract Negotiations

Following is a list of some of the FP based metrics used for these purposes:

- Size – Function Points
- Defects – Per Function Point
- Effort – Staff-Months
- Productivity – Function Points per Staff-Month
- Duration – Schedule (Calendar) Months

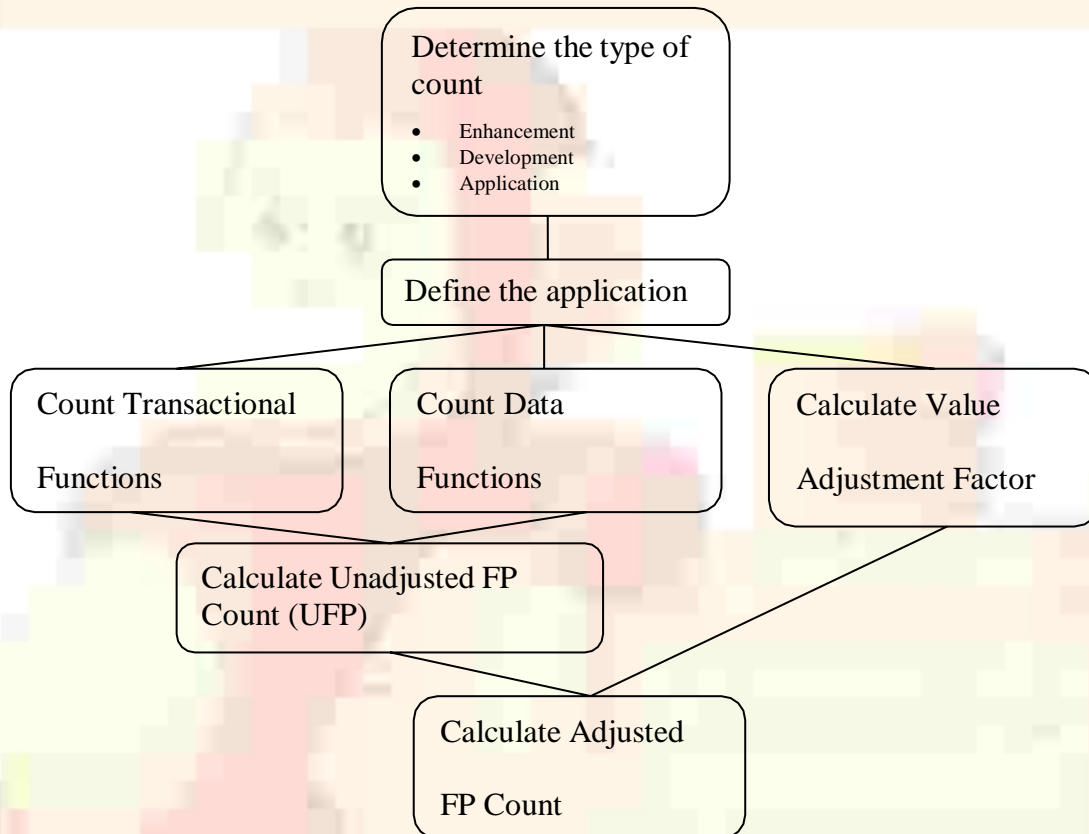
- Time Efficiency – Function Points per Month
- Cost – Per Function



Lecture No. 10

Function Point Counting Process

The following diagram depicts the function point counting process.



These steps are elaborated in the following subsections. The terms and definitions are the ones used by IFPUG and have been taken directly from the IFPUG Function Point Counting Practices Manual (CPM) Release 4.1. The following can therefore be treated as an abridged version of the IFPUG CPM Release 4.1.

Determining the type of count

A Function Point count may be divided into the following types:

1. **Development Count:** A development function point count includes all functions impacted (built or customized) by the project activities.
2. **Enhancement Count:** An enhancement function point count includes all the functions being added, changed and deleted. The boundary of the application(s) impacted remains the same. The functionality of the application(s) reflects the impact of the functions being added, changed or deleted.
3. **Application Count:** An application function point count may include, depending on the purpose (e.g., provide a package as the software solution):
 - a) only the functions being used by the user

- b) all the functions delivered
- c) The application boundary of the two counts is the same and is independent of the *scope*.

Defining the Application Boundary

The application boundary is basically the system context diagram and determines the scope of the count. It indicates the border between the software being measured and the user. It is the conceptual interface between the 'internal' application and the 'external' user world. It depends upon the user's external view of the system and is independent of the tool and technology used to accomplish the task.

The position of the application boundary is important because it impacts the result of the function point count. The application boundary assists in identifying the data entering the application that will be included in the scope of the count.

Count Data Functions

Count of the data functions is contribution of the data manipulated and used by the application towards the final function point count. The data is divided into two categories: the *Internal Logical Files (ILF)* and the *External Interface Files (EIF)*. These and the related concepts are defined and explained as follows.

Internal Logical Files (ILF)

An internal logical file (ILF) is a user identifiable group of logically related data or control information maintained within the boundary of the application. The primary intent of an ILF is to hold data maintained through one or more elementary processes of the application being counted.

External Interface Files

An external interface file (EIF) is a user identifiable group of logically related data or control information referenced by the application, but maintained within the boundary of another application. The primary intent of an EIF is to hold data referenced through one or more elementary processes within the boundary of the application counted. This means an EIF counted for an application must be in an ILF in another application.

Difference between ILFs and EIFs

The primary difference between an internal logical file and an external interface file is that an EIF **is not** maintained by the application being counted, while an ILF is.

Definitions for Embedded Terms

The following paragraphs further define ILFs and EIFs by defining embedded terms within the definitions.

Control Information

Control Information is data that influences an elementary process of the application being counted. It specifies what, when, or how data is to be processed. For example, someone in the payroll department establishes payment cycles to schedule when the employees for each location are to be paid. The payment cycle, or schedule, contains timing information that affects when the elementary process of paying employees occurs.

User Identifiable

The term *user identifiable* refers to defined requirements for processes and/or groups of data that are agreed upon, and understood by, both the user(s) and software developer(s). For example, users and software developers agree that a Human Resources Application will maintain and store Employee information in the application.

Maintained

The term *maintained* is the ability to modify data through an elementary process. Examples include, but are not limited to, add, change, delete, populate, revise, update, assign, and create.

Elementary Process

An *elementary process* is the smallest unit of activity that is meaningful to the user(s). For example, a user requires the ability to add a new employee to the application. The user definition of employee includes salary and dependent information. From the user perspective, the smallest unit of activity is to add a new employee. Adding one of the pieces of information, such as salary or dependent, is not an activity that would qualify as an elementary process. The *elementary process* must be self-contained and leave the business of the application being counted in a consistent state. For example, the user requirements to add an employee include setting up salary and dependent information. If all the employee information is not added, an employee has not yet been created. Adding some of the information alone leaves the business of adding an employee in an inconsistent state. If both the employee salary and dependent information is added, this unit of activity is completed and the business is left in a consistent state.

ILF/EIF Counting Rules

This section defines the rules that apply when counting internal logical files and external interface files.

Summary of Counting Procedures

The ILF and EIF counting procedures include the following two activities:

- 1) Identify the ILFs and EIFs.
- 2) Determine the ILF or EIF complexity and their contribution to the unadjusted function point count. ILF and EIF counting rules are used for each activity.

There are two types of rules:

- Identification rules
- Complexity and contribution rules

The following list outlines how the rules are presented:

- ILF identification rules
- EIF identification rules
- Complexity and contribution rules, which include:
 - Data element types (DETs)
 - Record element types (RETs)

ILF Identification Rules

To identify ILFs, look for groups of data or control information that satisfy the definition of an ILF. All of the following counting rules must apply for the information to be counted as an ILF.

- The group of data or control information is logical and user identifiable.
- The group of data is maintained through an elementary process within the application boundary being counted.

EIF Identification Rules

To identify EIFs, look for groups of data or control information that satisfy the definition of an EIF. All of the following counting rules must apply for the information to be counted as an EIF.

- The group of data or control information is logical and user identifiable.
- The group of data is referenced by, and external to, the application being counted.
- The group of data **is not maintained** by the application being counted.
- The group of data is maintained in an ILF of another application.

Complexity and Contribution Definitions and Rules

The number of ILFs, EIFs, and their relative functional complexity determine the contribution of the data functions to the unadjusted function point count. Assign each identified ILF and EIF a functional complexity based on the number of data element types (DETs) and record element types (RETs) associated with the ILF or EIF. This section defines DETs and RETs and includes the counting rules for each.

DET Definition

A *data element type* is a unique user recognizable, non-repeated field.

DET Rules

The following rules apply when counting DETs:

1. Count a DET for each unique user recognizable, non-repeated field maintained in or retrieved from the ILF or EIF through the execution of an elementary process. For example:
 - An account number that is stored in multiple fields is counted as one DET.

- A before or after image for a group of 10 fields maintained for audit purposes would count as one DET for the before image (all 10 fields) and as one DET for the after image (all 10 fields) for a total of 2 DETs.
 - The result(s) of a calculation from an elementary process, such as calculated sales tax value for a customer order maintained on an ILF is counted as one DET on the customer order ILF.
 - Accessing the price of an item which is saved to a billing file or fields such as a time stamp if required by the user(s) are counted as DETs.
 - If an employee number which appears twice in an ILF or EIF as (1) the key of the employee record and (2) a foreign key in the dependent record, count the DET only once.
 - Within an ILF or EIF, count one DET for the 12 Monthly Budget Amount fields. Count one additional field to identify the applicable month. For Example:
2. When two applications maintain and/or reference the same ILF/EIF, but each maintains/references separate DETs, count only the DETs being used by each application to size the ILF/EIF. For Example:
 - Application A may specifically identify and use an address as street address, city, state and zip code. Application B may see the address as one block of data without regard to individual components. Application A would count four DETs; Application B would count one DET.
 - Application X maintains and/or references an ILF that contains a SSN, Name, Street Name, Mail Stop, City, State, and Zip. Application Z maintains and/or references the Name, City, and State. Application X would count seven DETs; Application Z would count three DETs.
 3. Count a DET for each piece of data required by the user to establish a relationship with another ILF or EIF.
 - In an HR application, an employee's information is maintained on an ILF. The employee's job name is included as part of the employee's information. This DET is counted because it is required to relate an employee to a job that exists in the organization. This type of data element is referred to as a *foreign key*.
 - In an object oriented (OO) application, the user requires an association between object classes, which have been identified as separate ILFs. Location name is a DET in the Location EIF. The location name is required when processing employee information; consequently, it is also counted as a DET within the Employee ILF.

Lecture No. 11

Function Point Counting Process (cont.)

RET Definition

A *record element type* (RET) is a user recognizable subgroup of data elements within an ILF or EIF. There are two types of subgroups:

- Optional
- Mandatory

Optional subgroups are those that the user has the option of using one or none of the subgroups during an elementary process that adds or creates an instance of the data.

Mandatory subgroups are subgroups where the user must use at least one. For example, in a Human Resources Application, information for an employee is added by entering some general information. In addition to the general information, the employee is a salaried or hourly employee. The user has determined that an employee must be either salaried or hourly. Either type can have information about dependents. For this example, there are three subgroups or RETs as shown below:

- Salaried employee (mandatory); includes general information
- Hourly employee (mandatory); includes general information
- Dependent (optional)

RET Rules

One of the following rules applies when counting RETs:

- Count a RET for each optional or mandatory subgroup of the ILF or EIF.

Or

- If there are no subgroups, count the ILF or EIF as one RET.

Hints to Help with Counting

The following hints may help you apply the ILF and EIF counting rules.

Caution: These hints *are not* rules and should not be used as rules.

1. Is the data a logical group that supports specific user requirements?
 - a) An application can use an ILF or EIF in multiple processes, but the ILF or EIF is counted only once.
 - b) A logical file cannot be counted as both an ILF and EIF for the same application. If the data group satisfies both rules, count as an ILF.
 - c) If a group of data was not counted as an ILF or EIF itself, count its data elements as DETs for the ILF or EIF, which includes that group of data.
 - d) Do not assume that one physical file, table or object class equals one logical file when viewing data logically from the user perspective.
 - e) Although some storage technologies such as tables in a relational DBMS or sequential flat file or object classes relate closely to ILFs or EIFs, do not assume that this always equals a one-to-one physical-logical relationship.
 - f) Do not assume all physical files must be counted or included as part of an ILF or EIF.
2. Where is data maintained? Inside or outside the application boundary?
 - a) Look at the workflow.

- b) In the process functional decomposition, identify where interfaces occur with the user and other applications.
 - c) Work through the process diagram to get hints.
 - d) Credit ILFs maintained by more than one application to each application at the time the application is counted. Only the DETs being used by each application being counted should be used to size the ILF/EIF.
3. Is the data in an ILF maintained through an elementary process of the application?
- a) An application can use an ILF or EIF multiple times, but you count the ILF or EIF only once.
 - b) An elementary process can maintain more than one ILF.
 - c) Work through the process diagram to get hints.
 - d) Credit ILFs maintained by more than one application to each application at the time the application is counted.

Hints to Help with Identifying ILFs, EIFs, and RETs

Differentiating RETs from ILFs and EIFs is one of the most activities in FP analysis. Different concepts regarding entities play a pivotal role in this regards. Let us therefore understand what an entity is and what different types of entities are.

Entity

An entity is defined by different people as follows:

- A thing that can be distinctly identified. (Chen)
- Any distinguishable object that is to be represented in the database. (Date)
- Any distinguishable person, place, thing, event or concept about which information is kept. (Bruce)
- A data entity represents some "thing" that is to be stored for later reference. The term entity refers to the logical representation of data. (Finkelstein)
- An entity may also represent the relationship between two or more entities, called **associative entity**. (Reingruber)
- An entity may represent a subset of information relevant to an instance of an entity, called **subtype entity**. (Reingruber)

That is, an entity is a principal data object about which information is collected that is a fundamental thing of relevance to the user, about which a collection of facts is kept.

An entity can be a weak entity or a strong entity. A weak entity is the one which does not have any role in the problem domain without some other entity. Weak entities are RETs and strong entities are ILFs and EIFs. Identification of weak entities is therefore important for distinguishing between RETs and logical files.

Weak Entities

There are three types of weak entities: Associative entity types, attributive entity type, and entity subtype. These are elaborated as follows:

- **Associative Entity Type** – An entity which defines many-to-many relationship between two or more entities.
 - Student – course
 - Part – dealer

- **Attributive Entity Type** – An entity type which further describes one or more characteristics of another entity.
 - Product – Part
 - Product – Product Price Information
- **Entity Subtype** – A subdivision of entity. A subtype inherits all the attributes of its parent entity type, and may have additional, unique attributes.
 - **Employee**
 - Permanent Employee**
 - Contract Employee**
 - **Employee**
 - Married Employee**
 - Single Employee**

Logical Files

Grouping of data into logical files is the result of combined effect of two grouping methods:

- How data is accessed as a group by elementary processes? (process driven)
- The relationship between the entities and their interdependency based on business rules. (data driven)

The following guideline can be used for this purpose:

- Process Driven Approach
- Data Driven Approach

Process Driven Approach

If several entities are always **created** together and **deleted** together then this is a strong indication that they should be grouped into a single logical file.

- A customer PO is a single group of data from a user business perspective.
- It consists of a header and items information.
- From a business perspective, an order cannot be created unless it has at least one item and if the order is deleted both the order header and items are deleted. However the header and the items may have independent maintenance transactions.

Data Driven Approach

Entity Independence: an entity has significance to the business in and of itself without the presence of other entities. This is a logical file.

Entity Dependence: an entity is not meaningful, has no significance to the business in and of itself **without** the presence of other entities. This is an RET.

- Given two linked entities A and B, whether B is dependent or independent:
 - Is B significant to the business apart from the occurrence of A linked to it?
 - If we delete an occurrence "a" of A, what happens to occurrence "b" of B linked to "a"?

For example in the following scenarios, the first one is the example of entity dependence while the second one is the example of entity independence.

- Employee – Child
- Employee - Company Adopted Child

These concepts are summarized in the following table:

E/R Concept	E/R Term	FPA Term	IFPUG CPM 4.1 Definition
Principal data objects about which information is collected	Entity or Entity Type	ILF or EIF	File refers to a logically related group of data and not the physical implementation of those groups of data.
An entity type which contains attributes which further describe relationships between other entities	Associative entity type	Optional or mandatory subgroup	User recognizable subgroup of data elements within an ILF or EIF
An entity type that further describes one or more characteristics of another entity type	Attributive entity type	Optional or mandatory subgroup	User recognizable subgroup of data elements within an ILF or EIF
A division of an entity type, which inherits all the attributes and relationships of its parent entity type; may have additional, unique attributes and relationships	Entity subtype	Optional or mandatory subgroup	User recognizable subgroup of data elements within an ILF or EIF

Definitions: EIs, EOs and EQs

This section includes the definitions of EIs, EOs and EQs. Embedded terms within the definitions are defined, and examples are included throughout this definition section.

External Inputs

An external input (EI) is an elementary process that processes data or control information that comes from outside the application boundary. The primary intent of an EI is to maintain one or more ILFs and/or to alter the behavior of the system.

External Outputs

An external output (EO) is an elementary process that sends data or control information outside the application boundary. The primary intent of an external output is to present information to a user through processing logic other than, or in addition to, the retrieval of data or control information. The processing logic must contain at least one mathematical formula or calculation, or create derived data. An external output may also maintain one or more ILFs and/or alter the behavior of the system.

External Inquiry

An external inquiry (EQ) is an elementary process that sends data or control information outside the application boundary. The primary intent of an external inquiry is to present information to a user through the retrieval of data or control information from an ILF or EIF. The processing logic contains no mathematical formulas or calculations, and creates no derived data. No ILF is maintained during the processing, nor is the behavior of the system altered.

Summary of the Functions Performed by EIs, EOs, and EQs

The main difference between the transactional function types is their primary intent. The table below summarizes functions that may be performed by each transactional function type, and specifies the primary intent of each. Note the primary intent for an EI—this is

the main difference from EOs and EQs. Some of the differences between EOs and EQs are that an EO may perform the functions of altering the behavior of the system or maintaining one or more ILFs when performing the primary intent of presenting information to the user. Other differences are identified in the section below that summarizes forms of processing logic used by each transactional function.

Function	Transactional Function Type		
	EI	EO	EQ
Alter the behavior of the system	PI	F	N/A
Maintain one or more ILFs	PI	F	N/A
Present information to a user	F	PI	PI

Legend:

PI The primary intent of the transactional function type

F A function of the transactional function type, but is not the primary intent and is sometimes present

N/A The function is not allowed by the transactional function type.

Processing Logic

Processing logic is defined as requirements specifically requested by the user to complete an elementary process. Those requirements may include the following actions:

1. Validations are performed.
For example, when adding a new employee to an organization, the employee process has processing logic that validates the information being added.
2. Mathematical formulas and calculations are performed.
For example, when reporting on all employees within an organization the process includes calculating the total number of salaried employees, hourly employees and all employees.
3. Equivalent values are converted
For example, an elementary process references currency conversion rates from US dollars to other currencies. The conversion is accomplished by retrieving values from tables, so calculations need not be performed.
4. Data is filtered and selected by using specified criteria to compare multiple sets of data.
For example, to generate a list of employees by assignment, an elementary process compares the job number of a job assignment to select and lists the appropriate employees with that assignment.
5. Conditions are analyzed to determine which are applicable.
For example, processing logic exercised by the elementary process when an employee is added and will depend on whether an employee is paid based on salary or hours worked.
6. One or more ILFs are updated.
For example, when adding an employee, the elementary process updates the employee ILF to maintain the employee data.
7. One or more ILFs or EIFs are referenced.
For example, when adding an employee, the currency EIF is referenced to use the correct US dollar conversion rate to determine an employee's hourly rate.
8. Data or control information is retrieved.
 - a) For example, to view a list of possible pay grades, pay grade information is retrieved.
9. Derived data is created by transforming existing data to create additional data.

For example, to determine (derive) a patient's registration number (e.g., SMIJO01), the following data is concatenated:

- a) the first three letters of the patient's last name (e.g., SMI for Smith)
- b) the first two letter of the patient's first name (e.g., JO for John)
- c) a unique two-digit sequence number (starting with 01)

10. Behavior of the system is altered.

For example, the behavior of the elementary process of paying employees is altered when a change is made to pay them every other Friday versus on the 15th and the last day of the month.

11. Prepare and present information outside the boundary. For example, a list of employees displayed for the user.

12. Capability exists to accept data or control information that enters the application boundary.

For example, a user enters several pieces of information to add a customer order to the system.

13. Data is resorted or rearranged.

For example, a user requests the list of employees in alphabetical order.

Note: Resorting or rearranging a set of data does not impact the identification of the type or uniqueness of a transactional function.

Summary of Processing Logic Used by EIs, EOs and EQs

The following table summarizes which forms of g logic may be performed by EIs, Eos, and EQs. For each transactional function type, certain types of processing logic must be performed to accomplish the primary intent of that type.

Form of Processing Logic	Transactional Functional Type		
	EI	EO	EQ
1. Validations are performed	c	c	c
2. Mathematical Formula and calculations are performed	c	m*	n
3. Equivalent Values are converted	c	c	c
4. Data is filtered and selected by using specified criteria to compare multiple sets of data.	c	c	c
5. Conditions are analyzed to determine which are applicable	c	c	c
6. At least one ILF is updated	m*	m*	n
7. At least one ILF or EIF is referenced	c	c	m
8. Data or control information is retrieved	c	c	m
9. Derived data is created	c	m*	n
10. Behavior of system is altered	m*	m*	n
11. Prepare and present information outside the boundary	c	m	m
12. Capability to accept data or control information that enters the application boundary	m*	c	c
13. Resorting or rearranging a set of data	c	c	c

Legend

- m it is **mandatory** that the function type perform the form of processing logic.
- m* it is **mandatory** that the function type perform at least on of these (m*) forms of processing logic
- c the function type **can** perform the form of processing logic, but it is not mandatory.
- n function type **cannot** perform the form of processing logic

EI/EO/EQ Counting Rules

This section defines the rules that apply when counting EIs, EOs and EQs.

Elementary Process Identification Rules

To identify elementary processes, look for user activities occurring in the application. All of the following counting rules must apply for the process to be identified as an elementary process.

- The process is the smallest unit of activity that is meaningful to the user.
- The process is self-contained and leaves the business of the application in a consistent state.

Transactional Functions Counting Rules

To classify each elementary process, determine which of the primary intent descriptions apply, and use the associated rules to identify a specific transactional function type.

Primary Intent Description for EIs

The primary intent of an elementary process is to maintain an ILF or alter the behavior of the system.

External Input Counting Rules

For each elementary process that has a primary intent to maintain one or more ILFs or to alter the behavior of the system, apply the following rules to determine if the function should be classified as an external input. All of the rules must apply for the elementary process to be counted as a unique occurrence of an external input.

- The data or control information is received from outside the application boundary.
- At least one ILF is maintained if the data entering the boundary is not control information that alters the behavior of the system.
- For the identified process, one of the following three statements must apply:
 - Processing logic is unique from the processing logic performed by other external inputs for the application.
 - The set of data elements identified is different from the sets identified for other external inputs for the application.
 - The ILFs or EIFs referenced are different from the files referenced by other external inputs in the application.

Primary Intent Description for EOs and Eqs

The primary intent of the elementary process is to present information to a user.

Shared EO and EQ Counting Rules

For each elementary process that has a primary intent to present information to a user, apply the following rules to determine if the process may be classified as an external output or external inquiry. All of the rules must apply for the elementary process to be counted as a unique occurrence of an external output or external inquiry.

- The function sends data or control information external to the application boundary.
- For the identified process, one of the following three statements must apply:
 - Processing logic is unique from the processing logic performed by other external outputs or external inquiries for the application.
 - The set of data elements identified is different from the sets identified for other external outputs and external inquiries in the application.
 - The ILFs or EIFs referenced are different from the files referenced by other external outputs and external inquiries in the application.

Additional External Output Counting Rules

In addition to adhering to all shared EO and EQ rules, one of the following rules must apply for the elementary process to be counted as a unique external output.

- The processing logic of the elementary process contains at least one mathematical formula or calculation.
- The processing logic of the elementary process creates derived data.
- The processing logic of the elementary process maintains at least one ILF.
- The processing logic of the elementary process alters the behavior of the system.

Additional External Inquiry Counting Rules

In addition to adhering to all shared EO and EQ rules, all of the following rules must apply for the elementary process to be counted as a unique external inquiry.

- The processing logic of the elementary process retrieves data or control information from an ILF or EIF.
- The processing logic of the elementary process does not contain a mathematical formula or calculation.
- The processing logic of the elementary process does not create derived data.
- The processing logic of the elementary process does not maintain an ILF.
- The processing logic of the elementary process does not alter the behavior of the system.

Complexity and Contribution Definitions and Rules

The number of EIs, EOs, and EQs and their relative functional complexities determine the contribution of the transactional functions to the unadjusted function point count. Assign each identified EI, EO and EQ a functional complexity based on the number of file types referenced (FTRs) and data element types (DETs).

FTR Definition

A *file type referenced* is

- An internal logical file read or maintained by a transactional function or
- An external interface file read by a transactional function

DET Definition

A *data element type* is a unique user recognizable, non-repeated field.

EI Complexity and Contribution Rules

This section defines FTR and DET rules used to determine the complexity and contribution of external inputs.

FTR Rules for an EI

The following rules apply when counting FTRs:

- Count an FTR for each ILF maintained.
- Count an FTR for each ILF or EIF read during the processing of the external input.
- Count only one FTR for each ILF that is both maintained and read.

DET Rules for an EI

The following rules apply when counting DETs:

- Count one DET for each user recognizable, non-repeated field that enters or exits the application boundary and is required to complete the external input. For example, job name and pay grade are two fields that the user provides when adding a job.
- Do not count fields that are retrieved or derived by the system and stored on an ILF during the elementary process if the fields did not cross the application boundary.

For example, when the customer order is added to the system, the unit price is automatically retrieved for each ordered item and stored on the billing record. The unit price would not be counted as a DET for the EI because it did not cross the boundary when the user adds the customer order.

For example, in order to maintain the US hourly rate for hourly employees working in other countries with other currencies, the local hourly rate is provided by the user. During the processing of all the pieces of data provided to add an employee, a conversion rate is retrieved from the currency system to calculate the US hourly rate. The calculated US hourly rate is maintained on the employee ILF as a result of adding the employee. The US hourly rate would not be counted as a DET for the EI because it does not enter the boundary, but is internally calculated (i.e., it is derived data).

- Count one DET for the capability to send a system response message outside the application boundary to indicate an error occurred during processing, confirm that processing is complete or verify that processing should continue.

For example, if a user tries to add an existing employee to a Human Resources application, the system generates one of several error messages and the incorrect field is highlighted. Count one DET that includes all the system responses which indicate the error conditions, confirm that processing is complete or verify that processing should continue.

- Count one DET for the ability to specify an action to be taken even if there are multiple methods for invoking the same logical process.

For example, if the user can initiate the adding of an employee clicking on the OK button or by pressing a PF key, count one DET for the ability to initiate the process.

EO/EQ Complexity and Contribution Rules

This section defines FTR and DET rules used to determine the complexity and contribution of external outputs and external inquiries.

Shared FTR Rules for EOs and EQs

The following rule applies when counting FTRs for both EOs and EQs:

- Count one FTR for each ILF or EIF read during the processing of the elementary process.

Additional FTR Rules for an EO

The following additional rules apply when counting FTRs for EOs:

- Count one FTR for each ILF maintained during the processing of the elementary process.
- Count only one FTR for each ILF that is both maintained and read during the elementary process.

Shared DET Rules for EOs and EQs

The following rules apply when counting DETs for both EOs and EQs.

- Count one DET for each user recognizable, non-repeated field that enters the application boundary and is required to specify when, what and/or how the data is to be retrieved or generated by the elementary process. For example (EO/EQ), to generate a list of employees, employee name is a field the user provides when indicating which employees to list.
- Count one DET for each user recognizable, non-repeated field that exits the boundary.

For example (EO/EQ), a text message may be a single word, sentence, or phrase—a line or paragraph included on a report to indicate an explanatory comment counts as a single DET.

For example (EO/EQ), an account number or date physically stored in multiple fields is counted as one DET when it is required as a single piece of information.

For example (EO/EQ), a pie chart might have a category label and a numerical equivalent in a graphical output. Count two DETs —one for designating the category and one for the numerical value.

- If a DET both enters and exits the boundary, count it only once for the elementary process.
- Count one DET for the capability to send a system response message outside the application boundary to indicate an error occurred during processing, confirm that processing is complete or verify that processing should continue.

For example (EO/EQ), if a user tries to request a listing, but does not have access to the information, count one DET for the system response.

- Count one DET for the ability to specify an action to be taken even if there are multiple methods for invoking the same logical process.

For example (EO/EQ), if the user can initiate the generation of a report by clicking on the OK button or by pressing a PF key, count one DET for the ability to initiate the report.

- Do not count fields that are retrieved or derived by the system and stored on an ILF during the elementary process if the fields did not cross the application boundary.

For example (EO), when a paycheck is printed, a status field on the employee ILF is updated to indicate that the check has been printed. Do not count the status field as a DET since it did not cross the boundary.

- Do not count literals as DETs.

For example (EO/EQ), literals include report titles, screen or panel identification, column headings, and field titles.

- Do not count paging variables or system-generated stamps.

For example (EO/EQ), system-generated variables and stamps include

- Page numbers
- Positioning information such as "Rows 37 to 54 of 211"
- Paging commands such as previous, next, and paging arrows on a GUI application
- Date and time fields if they are displayed.

Hints to Help with Counting EIs, EOs and EQs

The following hints may help you apply the EI, EO and EQ counting rules.

Caution: The hints *are not* rules and should not be used as rules.

- Is data received from outside the application boundary?

- Look at the work flow.
- Identify where the user and other application interfaces occur in the process functional decomposition.
- Is the process the smallest unit of activity from the user perspective?
 - Look at the different paper or on-line forms used.
 - Review the ILFs to identify how the user groups the information.
 - Identify where the user and other application interfaces occur in the process functional decomposition.
 - Look at what happened in the manual system.
 - Note that one physical input or transaction file or screen can, when viewed logically, correspond to a number of EIs, EOs or EQs.
 - Note that two or more physical input or transaction files or screens can correspond to one EI, EO or EQ if the processing logic is identical.
- Is the process self-contained and does it leave the business in a consistent state?
 - Review other external inputs, external outputs and external inquiries to understand how the user works with the information.
 - Work through the process diagram to get hints.
 - Look at what happened in the manual system.
 - Check for consistency with other decisions.
- Is the processing logic unique from other EIs, EOs and EQs?
 - Identify batch inputs or outputs based on the processing logic required.
 - Remember that sorting or rearranging a set of data does not make processing logic unique.
- Are the data elements different from those for other EIs, EOs or EQs?
 - If the data elements appear to be a subset of the data elements of another EI, EO, or EQ, be sure two elementary processes are required by the user – one for the main data elements and one for the subsets.
- Identify the primary intent of the elementary process before classifying it as an EI, EO, or EQ.
- Identification of the elementary process(es) is based on a joint understanding or interpretation of the requirements between the user and the developers.
- Each element in a functional decomposition may not map to a unique elementary process.
- The identification of the elementary processes requires interpretation of the user requirements. Count only one FTR for each ILF/EIF referenced even if the ILF/EIF has multiple RETs.

Additional Hints to Help Counting EOs and EQs

- Is the process the smallest unit of activity from the user perspective?
 - An EO or EQ can be triggered by a process inside the application boundary. For example, the user requires that a report of all changed employee pay rates be sent to the budgeting area every 8 hours based on an internal clock. Situation A. The report contains employee name, SSN, and hourly pay rate which are all retrieved from the employee file. This is the smallest unit of activity from the user's perspective, contains no mathematical formulas or calculations, and no ILF is maintained in the process. This is one EQ. Situation B. The report contains employee name, SSN, and hourly pay rate which are all retrieved from the employee file. The report also includes the percentage pay change for the employee which is calculated from the data on the employee file. This is the smallest unit of activity from the user's

perspective, and no ILF is maintained in the process. However, since the process contains a mathematical formula, this is one EO.

- Derived data for an EO does not have to be displayed on the output. For example, each month, a report is generated listing all employees due for appraisal in the next 30 days. The records are selected by calculating next appraisal date based on the employee's last appraisal date, which is a field on the employee file, and the current date plus 30 days. This would be counted as one EO, and not as an EQ.

General System Characteristics

The Unadjusted Function Point count is multiplied by an adjustment factor called the Value Adjustment Factor (VAF). This factor considers the system's technical and operational characteristics and is calculated by answering 14 questions. The factors are:

1. DATA COMMUNICATIONS

The *data* and *control* information used in the application are sent or received over communication facilities. Terminals connected locally to the control unit are considered to use communication facilities. Protocol is a set of conventions which permit the transfer or exchange of information between two systems or devices. All data communication links require some type of protocol.

Score As:

- 0 Application is pure batch processing or a standalone PC.
- 1 Application is batch but has remote data entry *or* remote printing.
- 2 Application is batch but has remote data entry *and* remote printing.
- 3 Application includes online data collection or TP (teleprocessing) front end to a batch process or query system.
- 4 Application is more than a front-end, but supports only one type of TP communications protocol.
- 5 Application is more than a front-end, and supports more than one type of TP communications protocol.

2. DISTRIBUTED DATA PROCESSING

Distributed data or processing functions are a characteristic of the application within the application boundary.

Score As:

- 0 Application does not aid the transfer of data or processing function between components of the system.
- 1 Application prepares data for end user processing on another component of the system such as PC spreadsheets and PC DBMS.
- 2 Data is prepared for transfer, then is transferred and processed on another component of the system (not for end-user processing).
- 3 Distributed processing and data transfer are online and in one direction only.
- 4 Distributed processing and data transfer are online and in both directions.
- 5 Processing functions are dynamically performed on the most appropriate component of the system.

3. PERFORMANCE

Application performance objectives, stated or approved by the user, *in either* response or throughput, influence (or will influence) the design, development, installation, and support of the application.

Score As:

- 0 No special performance requirements were stated by the user.
- 1 Performance and design requirements were stated and reviewed but no special actions were required.
- 2 Response time or throughput is critical during peak hours. No special design for CPU utilization was required. Processing deadline is for the next business day.
- 3 Response time or throughput is critical during all business hours. No special design for CPU utilization was required. Processing deadline requirements with interfacing systems are constraining.
- 4 In addition, stated user performance requirements are stringent enough to require performance analysis tasks in the design phase.
- 5 In addition, performance analysis tools were used in the design, development, and/or implementation phases to meet the stated user performance requirements.

4. HEAVILY USED CONFIGURATION

A heavily used operational configuration, requiring special design considerations, is a characteristic of the application. For example, the user wants to run the application on existing or committed equipment that will be heavily used.

Score As:

- 0 No explicit or implicit operational restrictions are included.
- 1 Operational restrictions do exist, but are less restrictive than a typical application. No special effort is needed to meet the restrictions.
- 2 Some security or timing considerations are included.
- 3 Specific processor requirements for a specific piece of the application are included.
- 4 Stated operation restrictions require special constraints on the application in the central processor or a dedicated processor.
- 5 In addition, there are special constraints on the application in the distributed components of the system.

5. TRANSACTION RATE

The transaction rate is high and it influenced the design, development, installation, and support of the application.

Score As:

- 1 Peak transaction period (e.g., monthly, quarterly, seasonally, annually) is anticipated.
- 2 Weekly peak transaction period is anticipated.
- 3 Daily peak transaction period is anticipated.
- 4 High transaction rate(s) stated by the user in the application requirements or service level agreements are high enough to require performance analysis tasks in the design phase.

- 5 High transaction rate(s) stated by the user in the application requirements or service level agreements are high enough to require performance analysis tasks and, in addition, require the use of performance analysis tools in the design, development, and/or installation phases. Online data entry and control functions are provided in the application.

6. ONLINE DATA ENTRY

On-line data entry and control information functions are provided in the application.

Score As:

- 0 All transactions are processed in batch mode.
- 1 1% to 7% of transactions are interactive data entry.
- 2 8% to 15% of transactions are interactive data entry.
- 3 16% to 23% of transactions are interactive data entry.
- 4 24% to 30% of transactions are interactive data entry.
- 5 More than 30% of transactions are interactive data entry.

7. END-USER EFFICIENCY

The online functions provided emphasize a design for end-user efficiency. The design includes:

- Navigational aids (for example, function keys, jumps, dynamically generated menus)
- Menus
- Online help and documents
- Automated cursor movement
- Scrolling
- Remote printing (via online transactions)
- Pre-assigned function keys
- Batch jobs submitted from online transactions
- Cursor selection of screen data
- Heavy use of reverse video, highlighting, colors underlining, and other indicators
- Hard copy user documentation of online transactions
- Mouse interface
- Pop-up windows.
- As few screens as possible to accomplish a business function
- Bilingual support (supports two languages; count as four items)
- Multilingual support (supports more than two languages; count as six items)

Score As:

- 0 None of the above.
- 1 One to three of the above.
- 2 Four to five of the above.
- 3 Six or more of the above, but there are no specific user requirements related to efficiency.

- 4 Six or more of the above, and stated requirements for end user efficiency are strong enough to require design tasks for human factors to be included (for example, minimize key strokes, maximize defaults, use of templates).
- 5 Six or more of the above, and stated requirements for end user efficiency are strong enough to require use of special tools and processes to demonstrate that the objectives have been achieved.

8. ONLINE UPDATE

The application provides online update for the internal logical files.

Score As:

- 0 None.
- 1 Online update of one to three control files is included. Volume of updating is low and recovery is easy.
- 2 Online update of four or more control files is included. Volume of updating is low and recovery easy.
- 3 Online update of major internal logical files is included.
- 4 In addition, protection against data lost is essential and has been specially designed and programmed in the system.
- 5 In addition, high volumes bring cost considerations into the recovery process. Highly automated recovery procedures with minimum operator intervention are included.

9. COMPLEX PROCESSING

Complex processing is a characteristic of the application. The following components are present:

- Sensitive control (for example, special audit processing) and/or application specific security processing
- Extensive logical processing
- Extensive mathematical processing
- Much exception processing resulting in incomplete transactions that must be processed again, for example, incomplete ATM transactions caused by TP interruption, missing data values, or failed validations
- Complex processing to handle multiple input/output possibilities, for example, multimedia, or device independence

Score As:

- 0 None of the above.
- 1 Any one of the above.
- 2 Any two of the above.
- 3 Any three of the above.
- 4 Any four of the above.
- 5 All five of the above.

10. REUSABILITY

The application and the code in the application have been specifically designed, developed, and supported to be usable in *other* applications.

Score As:

- 0 No reusable code.
- 1 Reusable code is used within the application.
- 2 Less than 10% of the application considered more than one user's needs.
- 3 Ten percent (10%) or more of the application considered more than one user's needs.
- 4 The application was specifically packaged and/or documented to ease re-use, and the application is customized by the user at source code level.
- 5 The application was specifically packaged and/or documented to ease re-use, and the application is customized for use by means of user parameter maintenance.

11. INSTALLATION EASE

Conversion and installation ease are characteristics of the application. A conversion and installation plan and/or conversion tools were provided and tested during the system test phase.

Score As:

- 0 No special considerations were stated by the user, and no special setup is required for installation.
- 1 No special considerations were stated by the user *but* special setup is required for installation.
- 2 Conversion and installation requirements were stated by the user, and conversion and installation guides were provided and tested. The impact of conversion on the project is not considered to be important.
- 3 Conversion and installation requirements were stated by the user, and conversion and installation guides were provided and tested. The impact of conversion on the project is considered to be important.
- 4 In addition to 2 above, automated conversion and installation tools were provided and tested.
- 5 In addition to 3 above, automated conversion and installation tools were provided and tested.

12. OPERATIONAL EASE

Operational ease is characteristic of the application. Effective start-up, back-up, and recovery procedures were provided and tested during the system test phase. The application minimizes the need for manual activities, such as tape mounts, paper handling, and direct on-location manual intervention.

Score As:

- 0 No special operational considerations other than the normal back-up procedures were stated by the user.

1 - 4 One, some, or all of the following items apply to the application. Select all that apply. Each item has a point value of one, except as noted otherwise.

- Effective start-up, back-up, and recovery processes were provided, but operator intervention is required.
- Effective start-up, back-up, and recovery processes were provided, but no operator intervention is required (count as two items).
- The application minimizes the need for tape mounts.
- The application minimizes the need for paper handling.

5 The application is designed for unattended operation. Unattended operation means *no operator intervention* is required to operate the system other than to start up or shut down the application. Automatic error recovery is a feature of the application.

13. MULTIPLE SITES

The application has been specifically designed, developed, and supported to be installed at multiple sites for multiple organizations.

Score As:

- 0 User requirements do not require considering the needs of more than one user/installation site.
- 1 Needs of multiple sites were considered in the design, and the application is designed to operate only under identical hardware and software environments.
- 2 Needs of multiple sites were considered in the design, and the application is designed to operate only *under similar* hardware and/or software environments.
- 3 Needs of multiple sites were considered in the design, and the application is designed to operate *under different* hardware and/or software environments.
- 4 Documentation and support plan are provided and tested to support the application at multiple sites and the application is as described by 1 or 2.
- 5 Documentation and support plan are provided and tested to support the application at multiple sites and the application is as described by 3.

14. FACILITATE CHANGE

The application has been specifically designed, developed, and supported to facilitate change.

The following characteristics can apply for the application:

- Flexible query and report facility is provided that can handle simple requests; for example, *and/or* logic applied to only one internal logical file (count as one item).
- Flexible query and report facility is provided that can handle requests of average complexity, for example, *and/or* logic applied to more than one internal logical file (count as two items).
- Flexible query and report facility is provided that can handle complex requests, for example, *and/or* logic combinations on one or more internal logical files (count as three items).
- Business control data is kept in tables that are maintained by the user with online interactive processes, but changes take effect only on the next business day.
- Business control data is kept in tables that are maintained by the user with online interactive processes, and the changes take effect immediately (count as two items).

Score As:

- 0 None of the above.
- 1 Any one of the above.
- 2 Any two of the above.
- 3 Any three of the above.
- 4 Any four of the above.
- 5 All five of the above.

Adjusted FP Count

Each of these factors is scored based between 0-5 on their influence on the system being counted. The resulting score will increase or decrease the Unadjusted Function Point count by 35%. This calculation provides us with the Adjusted Function Point count.

Degree of Influence (DI) = sum of scores of 14 general system characteristics

Value Adjustment Factor (VAF) = $0.65 + DI / 100$

The final Function Point Count is obtained by multiplying the VAF times the Unadjusted Function Point (UFP).

$FP = UFP * VAF$

Lecture No. 12

Software Process and Project Metrics

Everyone asks this question: how do I identify the problem? The answer is measure your process. Measurement helps in identification of the problem as well as in determining the effectiveness of the remedy.

Measurement is fundamental for providing mechanisms for objective evaluation of any process or activity. According to Lord Kelvin:

When you can measure what you are speaking about and express it in numbers, you know something about it; but when you cannot measure, when you cannot express it in numbers, your knowledge is of a meager and unsatisfactory kind: it may be the beginning of knowledge, but you have scarcely, in your thoughts, advanced to the stage of a science.

In order to understand what your problems are, you need to measure. Only then a remedy can be applied. Take the example of a doctor. He measures and monitors different types of readings from a patient (temperature, heart beat, blood pressure, blood chemistry, etc) before proposing a medicine. After giving the medicine, the doctor monitors the effect of the medicine through the follow-up visits and makes the necessary adjustments. This process of measurement, correction and feedback is inherent in all kinds of systems. Software is no exception!

The idea is to measure your product and process to improve it continuously. Now the question is: how can we measure the quality of a software process and system?

Software project management primarily deals with metrics related to productivity and quality. For planning and estimation purposes, we look at the historic data – productivity of our team and the quality of their deliverables in the past projects. This data from the previous efforts is used to determine and estimate the effort required in our current project to deliver a product with a predictable quality. This data is also used to analyze the system bottlenecks and helps us in improving the productivity of our team and the quality of our product.

Measures, Metrics and Indicators

Before we can talk about the measurement process, we first need to understand the terms *measure*, *metrics*, and *indicators*. The terms *measure*, *measurement*, and *metrics* are often used interchangeable but there are significant differences among them. Within the software engineering domain, a measure provides a quantitative value of some attribute of a process or a product. For example, size is one measure of a software product. Measurement is the process or mechanism through which the measure is taken. For example, FP analysis is a mechanism to measure the size of software. Measurement involves taking one or more data points related to some aspect of the product or process. Software metric relates individual software measures to provide a normalized view. For example, defects per function point are one metric which relates two individual measures, that is, defects and size, into one metric.

Metrics give you a better insight into the state of the process or product. These insights are not the problems but just the *indicators* of problems. A software engineers collects measures and develops metrics and indicators.

Tom Gilb says, “Anything that you need to quantify can be measured in some way that is superior to not measuring at all!” This quote has two messages:

1. Anything can be measured
2. It is always better to measure than not doing it even if you do not have a good measuring device; it always gives you some information that you can use.

Metrics for software quality

The most important objective of any engineering activity is to produce high quality product with limited resources and time. The quality of the product cannot be determined if it is be measured.

The quality of the end result depends upon the quality of the intermediate work products. If the requirements, design, code, and testing functions are of high quality, then the chances are that the end product will also be of good quality. So, a good software engineer would adopt mechanisms to measure the quality of the analysis and design models, the source code, and the test cases.

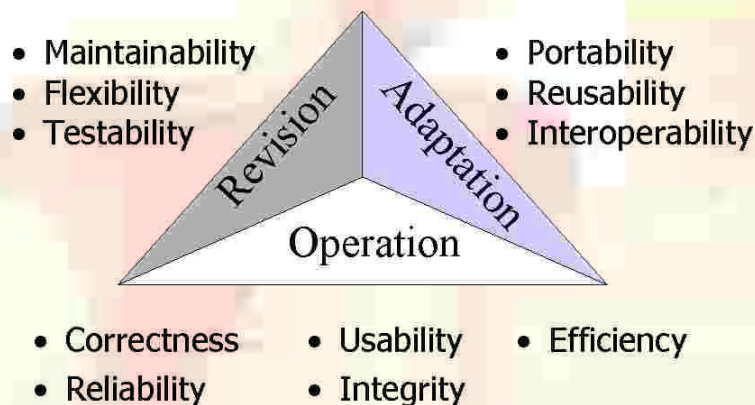
At the project level, the primary focus is to measure errors and defects and derive relevant metrics such as requirement or design errors per function point, errors uncovered per review hour, errors per thousand lines of code. These metrics provide an insight into the effectiveness of the quality assurance activities at the team as well as individual level.

Lecture No. 13

Software Quality Factors

In 1978, McCall identified factors that could be used to develop metrics for the software quality. These factors try to assess the inner quality of software from factors that can be observed from outside. The basic idea is that the quality of the software can be inferred if we measure certain attributes once the product is put to actual use. Once completed and implemented, it goes through three phases: operation (when it is used), during revisions (when it goes through changes), and during transitions (when it is ported to different environments and platforms).

During each one of these phases, different types of data can be collected to measure the quality of the product. McCall's model is depicted and explained as follows.



Factors related with operation

- Correctness
 - The extent to which a program satisfies its specifications and fulfills the customer's mission objectives
- Reliability
 - The extent to which a program can be expected to perform its intended function with required precision.
- Efficiency
 - The amount of computing resources required by a program to perform its function
- Integrity
 - Extent to which access to software or data by unauthorized persons can be controlled.
- Usability
 - Effort required to learn, operate, prepare input, and interpret output of a program

Factors related with revision

- Maintainability
 - Effort required to locate and fix an error in a program
- Flexibility
 - Effort required to modify an operational program
- Testability
 - Effort required to test a program to ensure that it performs its intended function

Factors related with adaptation

- Portability
 - Effort required transferring the program from one hardware and/or software system environment to another.
- Reusability
 - Extent to which a program can be reused in other applications
- Interoperability
 - Effort required to couple one system to another.

It is interesting to note that the field of computing and its theoretical have gone through phenomenal changes but McCall's quality factors are still as relevant as they were almost 25 years ago.

Measuring Quality

Gilb extends McCall's idea and proposes that the quality can be measured if we measure the correctness, maintainability, integrity, and usability of the product.

Correctness is defined as the degree to which software performs its function. It can be measured in defects/KLOC or defects/FP where defects are defined as verified lack of conformance to requirements. These are the problems reported by the user after release. These are counted over a standard period of time which is typically during the first year of operation.

Maintainability is defined as the ease with which a program can be corrected if an error is encountered, adapted if environment changes, enhanced if the customer requires an enhancement in functionality. It is an indirect measure of the quality.

A simple time oriented metric to gauge the maintainability is known as MMTC – mean time to change. It is defined as the time it takes to analyze the change request, design an appropriate modification, implement the change, test it, and implement it.

A cost oriented metric used to assess maintainability is called Spoilage. It is defined as the cost to correct defects encountered after the software has been released to the users. Spoilage cost is plotted against the overall project cost as a function of time to determine

whether the overall maintainability of software produced by the organization is improving.

Integrity is an extremely important measure especially in today’s context when the system is exposed to all sorts to attacks because of the internet phenomenon. It is defined as software’s ability to withstand attack (both accidental and intentional) to its security. It includes integrity of program, data, and documents. To measure integrity, two additional attributes are needed. These are: threat and security.

Threat is the probability (derived or measured from empirical evidence) that an attack of a specific type will occur within a given time and security is the probability that an attack of a specific type will be repelled. So the integrity of a system is defined as the sum of all the probability that the threat of a specific type will not take place and the probability that if that threat does take place, it will not be repelled.

$$\text{Integrity} = \sum [(1-\text{threat}) \times (1-\text{security})]$$

Finally, usability is a measure of user friendliness – the ease with which a system can be used. It can be measured in terms of 4 characteristics:

- Physical or intellectual skill required learn the system
- The time required to become moderately efficient in the use of system
- The net increase in productivity
- A subjective assessment

It is important to note that except for the usability, the other three factors are essentially the same as proposed by McCall.

Defect Removal Efficiency

Defect removal efficiency is the measure of how many defects are removed by the quality assurance processes before the product is shipped for operation. It is therefore a measure that determines the effectiveness of the QA processes during development. It is useful at both the project and process level.

Defect removal efficiency is calculated as the number of defect removed before shipment as a percentage of total defects

$$\text{DRE} = E/(E+D)$$


Where

- E – errors found before delivery
- D – errors found after delivery (typically within the first year of operation)


Regarding the effectiveness of various QA activities, Capers Jones published some data in 1997 which is summarized in the following table.

Design Inspection					●		●	●	●
Code Inspection				●		●		●	●
Quality Assurance			●			●	●		●
Testing		●	●	●	●	●	●	●	●
Worst	30%	37%	50%	55%	65%	75%	77%	85%	95%
Median	40%	53%	65%	70%	80%	87%	90%	97%	99%

Best	50%	60%	75%	80%	87%	93%	95%	99%	99.9%
-------------	------------	------------	------------	------------	------------	------------	------------	------------	--------------



In this research, they tried to measure the effectiveness of 4 different activities namely design inspection, code inspection, quality assurance function, and testing. It is important to note that testing alone only yields a DRE of 40% on the average. However, when it is combined with design and code inspection, the DRE reaches 97%. That means, code and design inspection are extremely important activities that are unfortunately not given their due importance.



Lecture No. 14

Metrics for specification quality

As mentioned earlier, the quality of the software specification is of extreme importance as the entire building of software is built on this foundation. A requirement specification document is measured in terms of lack of ambiguity, completeness, consistency, correctness; understand ability, verifiability, achievability, concision, traceability, modifiability, precision, and reusability.

Metrics to assess the quality of the analysis models and the corresponding software specification were proposed by Davis in 1993 for these seemingly qualitative characteristics.

For example, the numbers of requirements are calculated as:

$$n_r = n_f + n_{nf}$$

where

n_r – total number of requirements

n_f – functional requirements

n_{nf} – non-functional requirements

Now lack of ambiguity in the requirements is calculated as:

$$Q_1 = n_{ui}/n_r$$

Where

n_{ui} – number of requirements for which all reviewers had identical interpretation (i.e. unambiguous requirements)

Similarly, completeness is measured as follows:

$$Q_2 = n_u / [n_i \times n_s]$$

n_u – unique functional requirements

n_i – number of inputs (stimuli)

n_s – number of states specified

On the similar lines, the quality of design is also measured quantitatively.

The quality of the architectural design can be measured by measuring its complexity as shown below:

- Structural complexity $S = (f_{out})^2$
- Data complexity $D = v/(f_{out} + 1)$
 - 'v' is the number of input and output variables
- System complexity $C = \sum (S_i + D_i)$

Baseline

In order to use the data for estimation and drawing conclusions, it must be base-lined. In the baseline, data from past projects is collected, cleaned, and put in a database. Such metrics baseline is used to reap benefits at the process, project, and product level.

As mentioned above, the metrics baseline consists of data collected from past project over a period of time. To be effective, the data must be reasonably accurate, it should be collected over many projects, measures must be consistent – same technique or yardstick for data collection should have been used, applications should be similar to work that is to be estimated, and feedback to improve baseline's quality.

Metrics for small organizations

The metric program can be quite complex and extensive. Small organization would find it difficult to implement a full-fledged metrics program as it may require quite a number of resources. However, it is important to appreciate that a metrics program of even a smaller scale would also be of immense value and therefore all organizations of all sizes should have should have one. It can be a very simple and can be implemented with the help of simple and inexpensive tools and methods.

Small organizations – around 20 or so people – must measure in a cost effective manner. In order for it to be effective, it should be simple and value-oriented and should focus on result rather than measurement. It is important to establish the objectives of measurement.

This is illustrated by the following example.

Let us assume that we wanted to reduce the time to evaluate and implement change requests in our organization. In order to achieve this objective, we needed to measure the following:

- Time (in hours or days) elapsed from the time a request is made until evaluation is complete - t_{queue}
- Size (fp) of the change request
- Effort (in person months) to perform the evaluation- W_{eval}
- Time elapsed from completion of evaluation to assignment of change order – t_{eval}
- Effort required to make the change – W_{change}
- Time required to make the change – t_{change}
- Errors uncovered during work to make change – E_{change}
- Defects uncovered after change is released – D_{change}

This data was then collected and stored in a simple database as shown below.


Project	Size (FP)	Effort (Pm)	Cost (000) Rs.	Pages of documentation	Pre-shipment errors	Post-shipment defects	People
abc	120	24	168000	365	134	29	3
def	270	62	440000	1224	321	86	5
ghi	200	43	314000	1050	256	64	6

This data is then normalized on per function point basis as follows:

Project	Size (FP)	Effort (Pm)	Cost (000) Rs.	Pages of documentation	Pre-shipment errors	Post-shipment defects	People
abc	120	0.2	1400	3.04	1.12	0.24	3
def	270	0.23	1629	4.53	1.19	0.32	5
ghi	200	0.22	1570	5.25	1.28	0.32	6

We are now ready to use this data to analyze the results of process changes and their impact on the time to implement change requests.

In order to do that, we need to employ some statistical techniques and plot the result graphically. This is known as statistical control techniques.



Lecture No. 15

Statistical Control Techniques – control charts

Same process metrics vary from project to project. We have to determine whether the trend is statistically valid or not. We also need to determine what changes are meaningful. A graphical technique known as control charts is used to determine this.

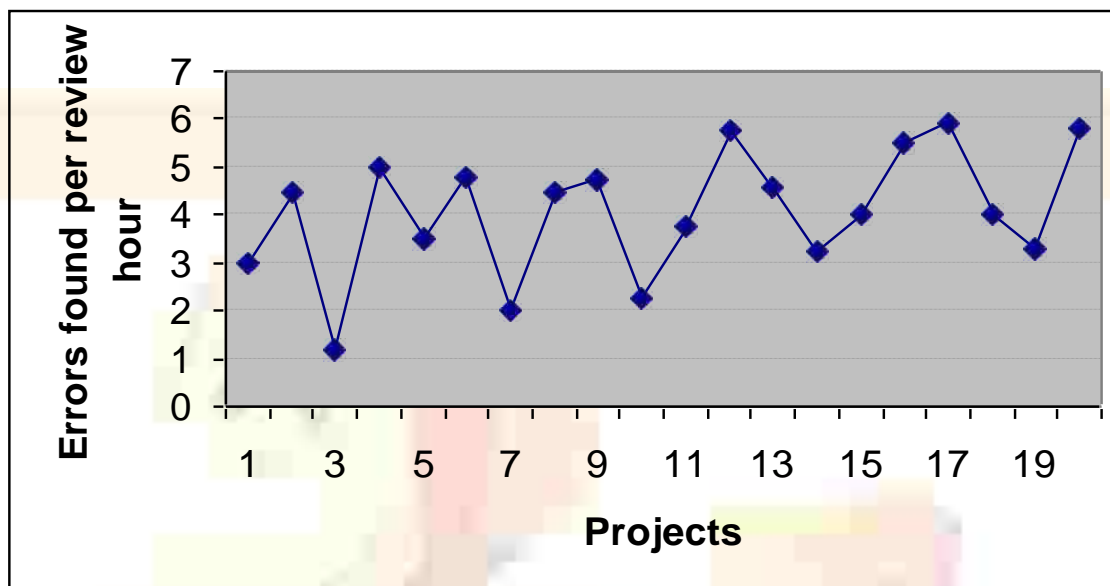
This technique was initially developed for manufacturing processes in the 1920's by Walter Shewart and is still very applicable even in disciplines like software engineering. Control charts are of two types: moving range control chart and individual control chart. This technique enables individuals interested in software process improvement to determine whether the dispersion (variability) and "location" (moving average) of process metrics are stable (i.e. the process exhibits only natural or controlled changes) or unstable (i.e. the process exhibits out-of-control changes and metrics cannot be used to predict performance).

Let us now demonstrate the use of these control charts with the help of an example. Let us assume that the data shown in the following table regarding the average change implementation time was collected over the last 15 months for 20 small projects in the same general software domain 20 projects. To improve the effectiveness of reviews, the software organization provided training and mentoring to all project team members beginning with project 11.

Project	Time /change implementation
1	3
2	4.5
3	1.2
4	5
5	3.5
6	4.8
7	2
8	4.5
9	4.75
10	2.25
11	3.75
12	5.75
13	4.6
14	3.25
15	4
16	5.5
17	5.9
18	4
19	3.3
20	5.8

In order to determine whether our change in process had any impact, we use control charts.

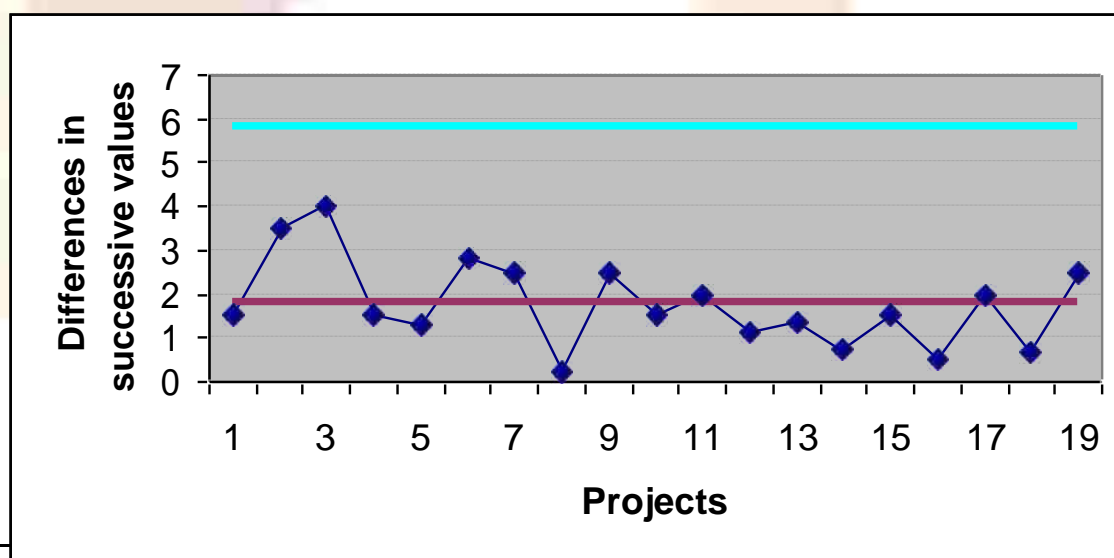
This data is first presented in the graph form as follows:



We now develop the Moving Range Control Chart as follows:

1. Calculate the moving ranges: the absolute values of the successive differences between each pair of data point. Plot these moving ranges on your chart. (the dark blue line)
2. Calculate the mean of the moving ranges. Plot this on the chart. (the red line)
3. Multiply the mean with 3.268. Plot this as the Upper Control Line (UCL). This line is 3 standard deviations above the line. (the light blue line)
4. To determine whether the process metrics description is stable, a simple question is asked: are the moving ranges values inside the UCL? If the answer is yes then the process is stable otherwise it is unstable.

This chart is shown in the following diagram:



This chart is then used to develop the individual control chart as follows:

1. Plot individual metric values
2. Compute the average value for the metrics values - A_m
3. Multiply the mean of moving average by 2.66 and add average computed in step 2 above. The result is Upper Natural Process Limit (UNPL)
4. Multiply the mean of moving average by 2.66 and subtract average computed in step 2 above. The result is Lower Natural Process Limit (LNPL)
5. Plot UNPL and LNPL. If LNPL is less than zero than it need not be plotted unless the metric being evaluated takes on values that are less than 0.
6. Compute a standard deviation as $(UNPL - A_m)/3$.
7. Plot lines 1 and 2 standard deviations above and below A_m .
8. Applying these steps we derive an individual control chart.

This chart may be used to evaluate whether the changes represented by metrics indicate a process that is in control or out of control. For this, the following 4 criteria zone rules are used.

1. A single metrics value lies outside UNPL
2. Two out of three successive values lay more than 2 standards deviations away from A_m .
3. Four out of five successive values lay more than one standard deviation away.
4. Eight consecutive values lie on one side of A_m .

If any of these tests passes, the process is out of control otherwise the process is within control.

Since none of the test passes for the data in our example, our process is in control and this data can be used for inference.

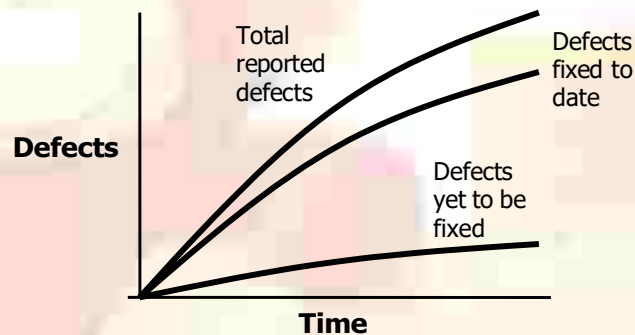
We now analyze our results. It can be seen that the variability decreased after project 10. By computing the mean value of the first 10 and last 10 projects, it can be shown that the remedial measure taken was successful and resulted in 29% improvement in efficiency of the process. Hence the process changes incorporated were useful and bore fruit.

Lecture No. 16

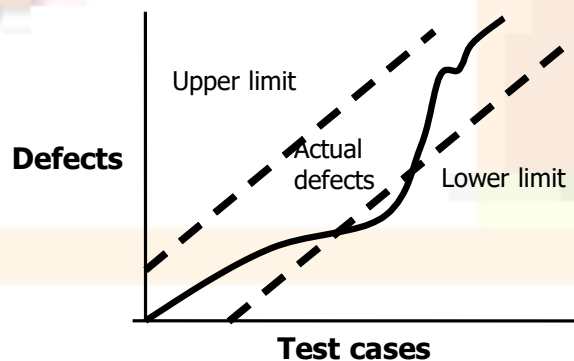
Interpreting Measurements

A good metric system is the one which is simple and cheap and at the same time adds a lot of value for the management. Following are some of the examples that can be used for effective project control and management.

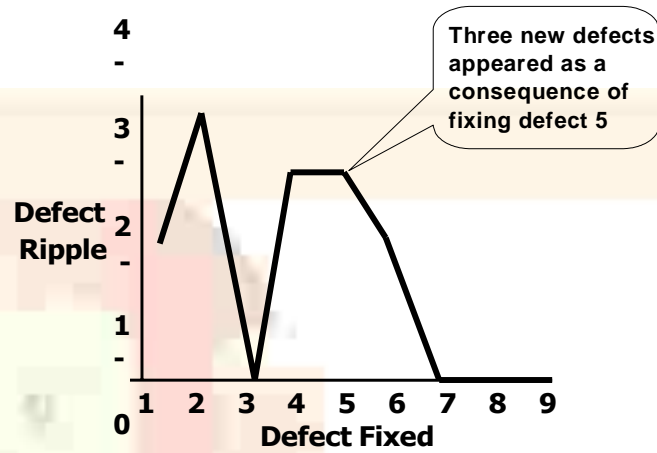
We can collect data about the defects reported, and defects fixed and plot them in the following manner, with their difference showing the defects yet to be fixed. This can give us useful information about the state of the product. If the gap between the defects reported and defects fixed is increasing, then it means that the product is in unstable condition. On the other hand if this gap is decreasing then we can say that the product is in a stable condition and we can plan for shipment.



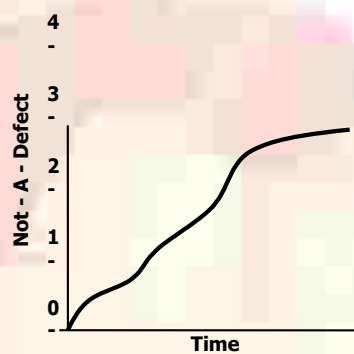
Similarly, we can gain useful information by plotting the defects reported against the number of use cases run. We can use control lines from our previous data and see if the actual defects are within those control limits. If the defects at any given point in time are less than the lower limit then it may mean that our testing team is not doing a good job and coverage is not adequate. On the other hand, if it crosses the upper line then it indicates that the design and coding is not up to mark and we perhaps need to check it.



Another very simple graph as shown below can give a lot of insight into the design quality. In this case, if the frequency of ripple defects is too large, then it means that then there is tight coupling and hence the design is not maintainable.



The following is yet another very simple and effective way of getting insight into the



quality of the requirements. If a number of defects that are reported by the testing team are ultimately resolved as not-a-defect then there may be a severe problem with the requirements document as two teams (development and testing) are interpreting it differently and hence coming to different conclusions.

Lecture No. 17

Software Project Planning

Software project planning is an activity carried out by the project manager to estimate and address the following points:

1. Software scope estimation
2. Resources requirements
3. Time requirements
4. Structural decomposition
5. Risk analysis and planning

Software scope estimation

Software scope describes the data and control to be processed, function, performance, constraints, interfaces, and reliability. Determination of the software scope is a prerequisite of all sorts of estimates, including, resources, time, and budget.

In order to understand the scope, a meeting with the client should be arranged. The analyst should start with developing a relationship with the client representative and start with context-free questions. An understanding of the project background should also be developed. This includes understanding:

- Who is behind the request (sponsor)?
- Who will use the solution (users)?
- What are the economic benefits (why)?

Now is the time to address the find out the more about the product. In this context, the following questions may be asked:

- How would you characterize good output?
- What problems will the solution address?
- Can you show me the environment in which the solution will be used?
- Will any special performance issues or constraints affect the way the solution is approached?
- Are you the right person to answer these questions? Are answers “official”?
- Are my questions relevant to the problem that you have?
- Am I asking too many questions?
- Can anyone else provide additional information?
- Should I be asking you anything else?

In this regards, a technique known as **Facilitated Application Specification Techniques** or simply **FAST** can be used. This is a team-oriented approach to requirement gathering that is used during early stages of analysis and specification. In this case joint team of customers and developers work together to identify the problem, propose elements of the solution, negotiate different approaches, and specify a preliminary set of requirements.

Feasibility

The purpose of the feasibility analysis is to determine can we build software to meet the scope? For this purpose, the project is analyzed on the following 4 dimensions:

Technology

- Is the project technically feasible?
- Is it within the state of the art?
- Can defects be reduced to a level matching the application needs?

Finance

- Is it financially feasible?
- Can development be completed at a cost that software organization, its client, or the market can afford?

Time

- Will the project time to market beat the competition?
- Can we complete the project in the given amount of time?

Resources

- Does the organization have resources needed to succeed? The resources include:
 - HW/SW tools
 - Reusable software components
 - People

Software Project Estimation

Once the project feasibility has been determined, the project manager starts the estimation activity. It is a relatively difficult exercise and has not become an exact science. It is influenced by human, technical, environmental, political factors.

For software project estimation, a project manager can use historic data about its organizations previous projects, decomposition techniques, and/or empirical models developed by different researchers.

Empirical Models

Empirical models are statistical models and are based upon historic data. Although there are many different models developed by different researchers, all of them share the following basic structure:

$$E = A + B * (ev)^C$$

Where

A, B, c are empirical constants,
'ev' is the effort in terms of lines of code or FP, and
'E' is the effort in terms of person months.

The most famous of these models is the COCOMO - COConstructive COSt MODEL – model. It also has many different versions. The simplest of these versions is given below:

$$E = 3.2 (KLOC)^{1.05}$$

Some of these models take into account the project adjustment components including problem complexity, staff experience, and development environment.

It is important to note that there are a number of models with each yielding a different result. This means that any model must be calibrated for local needs before it can be effectively used.

The Software Equation

The software equation shown below is dynamic multivariable estimation model. It assumes a specific distribution of effort over the life of the software development project and is derived from productivity data collected for over 4000 projects.

$$E = [\text{LOC} \times B^{0.333}/P]^3 \times (1/t^4)$$

Where:

- E – effort in person months or person years
- t – project duration in months or years
- B – special skill factor
 - Increases slowly as the need for integration, testing, QA, documentation, and management skills grow
- P – productivity parameter
 - Overall process maturity and management practices
 - The extent to which good SE practices are used
 - The level of programming language used
 - The state of the software environment
 - The skills and experience of the software team
 - The complexity of the application

Buy versus build

It is often more cost-effective to acquire than to build. There may be several different options available. These include:

- Off-the-shelf licensed software
- Software components to be modified and integrated into the application
- Sub-contract

The final decision depends upon the criticality of the software to be purchased and the end cost. The buy versus build decision process involves the following steps:

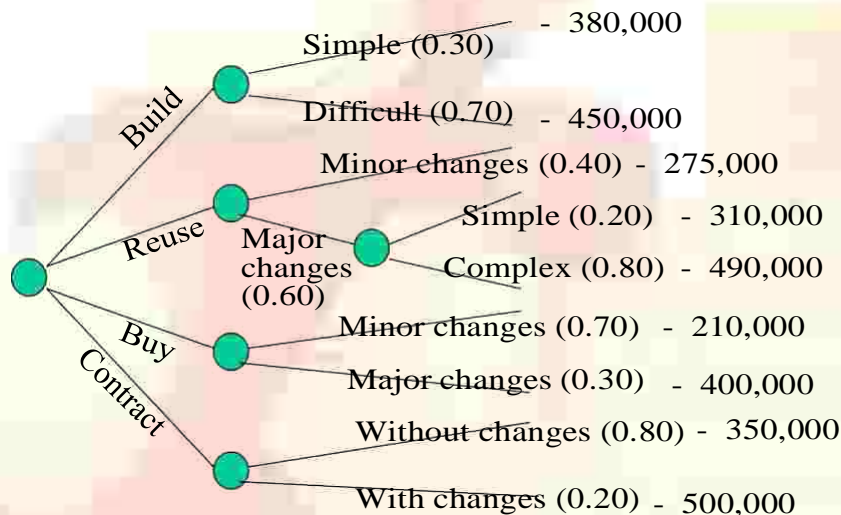
- Develop specification for function and performance of the desired software. Define measurable characteristics whenever possible.
- Estimate internal cost and time to develop
- Select 3-4 candidate applications that best meet your specifications
- Select reusable software components that will assist in constructing the required application
- Develop comparison matrix that presents a head-to-head comparison of key function. Alternatively, conduct benchmark tests to compare candidate software.

- Evaluate each software package or component based on past product quality, vendor support, product direction, reputation, etc.
- Contact other users of the software and ask for opinion.

The following key considerations must always be kept in the perspective:

- Delivery date
- Development Cost
 - Acquisition + customization
- Maintenance Cost

A decision tree can be built to analyze different options in this regards. As an example of this, let us consider the following. In this case, we have four different options, namely, build, reuse, buy, and contract. We analyze each one of these with the help of a decision tree. Each node of the tree is further partitioned a probability is assigned to each branch. At the end, cost for each path in the tree, from root to a leaf, is estimated and associated with that path. This process is shown in the following diagram.



Once the information in the tree is complete, it is used to determine the most viable option. For each option the expected cost is determined as follows:

$$\text{Expected cost} = \sum (\text{path probability})_i \times (\text{estimated path cost})$$

Using this formula, we calculate the expected cost of each option as follows:

$$\text{Build} = 0.30 \times 380 + 0.70 \times 450000 = 429000$$

$$\text{Reuse} = 0.4 \times 275000 + 0.6 \times 0.2 \times 310000 + 0.6 \times 0.8 \times 490000 = 382000$$

The expected cost of Buy and Contract can also be calculated in a similar fashion and comes out to be:

$$\text{Buy} = 267000$$

$$\text{Contract} = 410000$$

Therefore, according to this analysis, it is most viable to buy than any other option.

Lecture No. 18

Risk analysis and management

Analysis and management of project risks is also a very important activity that a project manager must perform in order to improve the chances for the project. Robert Charette defines risk as follows:

Risk concerns future happenings. Today and yesterday are beyond active concern. The question is, can we, therefore, by changing our action today create and opportunity for a different and hopefully better situation for ourselves tomorrow. This means, second, that risk involves change, such as changes in mind, opinion, action, or places. ... [Third,] risks involve choice, and the uncertainty that choice itself entails.

Risk analysis and management involves addressing the following concerns:

1. Future – what risks might cause the project to go awry
2. Change – what change might cause the risk to strike
 - How changes in requirements, technology, personnel and other entities connected to the project affect the project
3. Choice – what options do we have for each risk

In Peter Drucker words:

while it is futile to try to eliminate risk, and questionable to try to minimize it, it is essential that the risk taken be the right risk.

There are two basic risk management philosophies, reactive and proactive.

- Reactive – Indiana Jones school of risk management
 - Never worrying about problems until they happened, and then reacting in some heroic way – Indiana Jones style.
- Proactive
 - Begins long before technical work starts
 - Risks are identified, their probability and impact are analyzed, and they are ranked by importance.
 - Risk management plan is prepared
 - Primary objective is to avoid risk
 - Since all risks cannot be avoided, a contingency plan is prepared that will enable it to respond in a controlled and effective manner


Unfortunately, Indiana Jones style is more suitable for fiction and has a rare chance of success in real life situations. It is therefore imperative that we manage risk proactively.

A risk has two characteristics:

- Uncertainty – the risk may or may not happen
- Loss – if the risk becomes a reality, unwanted consequences or losses will occur.

A risk analysis involves quantifying degree of uncertainty of the risk and loss associate with it. In this regards, the PM tries to find answers to the following questions:

- What can go wrong?
- What is the likelihood of it going wrong?
- What will the damage be?
- What can we do about it?



Lecture No. 19

Types of Risks

Each project is faced with many types of risks. These include:

- Project risks
 - Will impact schedule and cost
 - Includes budgetary, schedule, personnel, resource, customer, requirement problems
- Technical risks
 - Impact the quality, timelines, and cost
 - Implementation may become difficult or impossible
 - Includes design, implementation, interface, verification and maintenance problems
 - Leading edge technology
- Business risks
 - Marketability
 - Alignment with the overall business strategy
 - How to sell
 - Losing budget or personnel commitments

Furthermore, there are predictable and unpredictable risks. Predictable risks can be uncovered after careful evaluation whereas unpredictable risks cannot be identified.

Risk Identification

It is the responsibility of the project manager to identify known and predictable risks. These risks fall in the following categories of generic risks and product specific risks. *Generic risks* are threats to every project whereas *Product specific risks* are specific to a particular project. The question to be asked in this context is: what special characteristics of this project may threaten your project plan? A useful technique in this regards is the preparation of a risk item checklist. This list tries to ask and answer questions relevant to each of the following topics for each software project:

- Product size
- Business impact
- Customer characteristics
- Process definition
- Development environment
- Technology to be built
- Staff size and experience

Assessing Overall Project Risks

In order to assess the overall project risks, the following questions need to be addressed:

- Have top software and customer managers formally committed to support the project?
- Are end-users committed to the project and the system/product to be built?
- Are requirements fully understood?
- Have customers been involved fully in requirement definition?
- Do end-users have realistic expectations?
- Does the software team have right mix of skills?
- Are project requirements stable?
- Does the project team have experience with the technology to be implemented?
- Is the number of people on the project team adequate to do the job?

Risk components and drivers

Each risk has many components and forces behind them. From this perspective, risks can be categorized into the following categories:

- Performance risks
 - Degree of uncertainty that the product will meet its requirements and be fit for its intended use
- Cost risks
 - The degree of uncertainty that the project budget will be maintained
- Support risks
 - Resultant software will be easy to correct, enhance, and adapt
- Schedule risks
 - Product schedule will be maintained

Each risk has its own impact and can be characterized as negligible, marginal, critical, or catastrophic.

This is summarized in the following table:

Risk Impact		Performance	Support	Cost	Schedule
Catastrophic	Consequence of error	Failure to meet the requirements will result in mission failure		Results in increased cost and schedule delays. Expected value in excess of \$500K	
	Consequence of failure to achieve desired result	Significant degradation	Non-responsive or unsupportable	Budget overrun likely	Unachievable
Critical	Consequence of error	Would degrade performance to a point where mission success is questionable		Results in operational delays and or increased cost with expected value of \$100K-\$500K	
	Consequence of failure to achieve desired result	Some reduction in technical performance	Minor delays	Possible overrun	Possible slippage

Marginal	Consequence of error	Result in degradation of secondary mission		Expected value <\$100K	
	Consequence of failure to achieve desired result	Small reduction	Responsive	Sufficient financial resources	Realistic
Negligible	Consequence of error	Inconvenience		Minor	
	Consequence of failure to achieve desired result	No reduction	Supportable	Budget under run possible	achievable

Risk Projection

Risk projection is concerned with risk estimation. It attempts to rate risks in two ways: likelihood and consequences. There are four risk project activities. These are:

- Establish a scale that reflects the perceived likelihood of risk
- Delineate the consequences
- Estimate impact
- Note the overall accuracy of risk projection

This process is exemplified with the help of the following table:

Risk	Category	Probability	Impact	RMMM
Size estimate may be significantly low	PS	60%	2	
Larger number of users than planned	PS	30%	3	
Less reuse than planned	PS	70%	2	
End-users resist system	BU	40%	3	
Delivery deadline will be tightened	BU	50%	2	
Funding will be lost	CU	40%	1	
Customer will change requirements	PS	80%	2	
Technology will not meet expectations	TE	30%	1	
Lack of training on tools	DE	80%	3	
Staff inexperienced	ST	30%	2	
Staff turnover will be high	ST	60%	2	

Where impacts are codified as follows:

1: catastrophic 2: critical 3: marginal 4: negligible

and RMMM stands for risk mitigation, monitoring, and management plan.

Lecture No. 20

Assessing Risk Impact

Assessment of risk impact is a non-trivial process. Factors affecting the consequences are the nature, scope, and timing.

For each risk an exposure is calculated as follows:

$$RE = \text{Probability of the risk} \times \text{Cost}$$

This risk exposure is then used to identify the top risks and mitigation strategies.

As an example, let us consider the following case:

- Risk:
 - Only 70% of the software components scheduled for reuse will, in fact, be integrated into the application. The remaining functionality will have to be custom developed.
- Risk Probability – 80% likely (i.e. 0.8)
- Risk impact
 - 60 reusable software components were planned. If only 70% can be used, 18 components would have to be developed from scratch. Since the average component will cost 100,000, the total cost will be 1,800,000.
- Therefore, $RE = 0.8 * 1,800,000 = 1,440,000$

A high level risk may be refined into finer granularity to handle it efficiently. As an example, the above mentioned risk is refined as follows:

1. Certain reusable components were developed by 3rd party with no knowledge of internal design standard.
2. Design standard for component interfaces has not been solidified and may not conform to certain existing components.
3. Certain reusable components have been implemented in a language that is not supported on the target environment.

We can now take the following measures to mitigate and monitor the risk:

1. Contact 3rd party to determine conformance with design standards.
2. Press for interface standard completion; consider component structure when deciding on interface protocol.
3. Check to determine if language support can be acquired.

This leads us to the following Management/Contingency Plan:

1. RE computed to 1,440,000. Allocate this amount within project contingency cost.
2. Develop revised schedule assuming 18 additional components will have to be custom-built
3. Allocate staff accordingly

Risk Mitigation, Monitoring, and Management (RMMM)

The RMMM plan assists the project team in developing strategy for dealing with risk. In this context, an effective strategy must consider:

- Risk avoidance
- Risk monitoring
- Risk management and contingency plan

It must always be remembered that avoidance is always the best strategy.

As an example, let consider the following scenario. In this case high turn-over has been identified as a risk with the following characteristics:

- Risk r_j - High turnover
- Likelihood $l_j = 0.7$
- Impact x_j - projected at level 2 (critical)

Let us now devise a mitigation strategy for reducing turnover. In order to do so, the following steps may be taken:

- Meet with current staff to determine causes for turnover (e.g. poor working conditions, low pay, competitive job market)
- Mitigate those causes that are under our control before the project starts
- Once the project commences, assume turnover will occur and develop techniques to ensure continuity when people leave
- Organize project teams so that information about each development activity is widely dispersed
- Define documentation standards and establish mechanisms to be sure that documents are developed in a timely manner (to ensure continuity)
- Conduct peer reviews of all work (so that more than one person is up to speed)
- Assign a backup staff member for every critical technology

Once the strategy has been devised, the project must be monitored for this particular risk. That is, we must keep an eye on the various factors that can indicate that this particular risk is about to happen. In this case, the factors could be:

- General attitude of team members based on project pressures
- The degree to which the team is jelled
- Interpersonal relationships among team members
- Potential problems with compensation and benefits
- The availability of jobs within the company and outside it

Also, the effectiveness of the risk mitigation steps should be monitored. So, in this example, the PM should monitor documents carefully to ensure that each can stand on its own and that each imparts information that would be necessary if a newcomer were forced to join the software team somewhere in the middle of the project.

Risk Management and Contingency Plan

Risk management and contingency planning assumes that mitigation efforts have failed and that the risk has become a reality.

- Risk has become a reality – some people announce that they will be leaving
- If mitigation strategy has been followed, backup is available, information has been documented, and knowledge has been dispersed
- Temporarily refocus and readjust resources
- People who are leaving are asked to stop all work and ensure knowledge transfer

Risk mitigation and contingency is a costly business. It is therefore important to understand that for RMMM plan, a cost/benefit analysis of each risk must be carried out. The Pareto principle (80-20 rule) is applicable in this case as well – 20% of the identified risk account for 80% of the potential for project failure.

Lecture No. 21

Software Project Scheduling and Monitoring

Software project scheduling is the next task to be performed by the PM. It is important to note once again that in the reasons for project failure, unrealistic deadline and underestimate of effort involved in the project are two of the most important reasons for project failure. Therefore, a good schedule estimate would increase the chances of the success of the project.

In this context, a PM has to first come up with the schedule and then monitor the progress of the project to ensure that things are happening according to the schedule. It would not be out of place to quote Fred Brooks at this point. He says, “*Projects fall behind schedule one day at a time.*” That means a delay of a week or a month or a year does not happen suddenly – it happens one day at a time. Therefore, a project manager has to be vigilant to ensure that the project does not fall behind schedule.

The reality of a technical project is that hundreds of small tasks must occur to accomplish a large goal. Therefore the Project manager’s objectives include:

- Identification and definition all project tasks
- Building a network that depicts their interdependencies
- Identification of the tasks that are critical within the network
- Tracking their progress to ensure delay is recognized one day at a time

For this, the schedule must be fine grained.

Software Project Scheduling

Software project scheduling is an activity that distributes estimated effort across the planned project duration by allocating the effort to specific software engineering tasks.

It is important to note that the schedule evolves over time. During early stages of project planning, a macroscopic schedule is developed. This type of schedule identifies all major SE activities and the product functions to which they are applied. As the project gets underway these tasks are refined into a detailed schedule.

In order to come up with a realistic schedule, the following basic principles are used:

- **Compartmentalization**

The project must be compartmentalized into a number of manageable activities and tasks. To accomplish compartmentalization, both the product and process are decomposed.

- **Interdependency**

The interdependency of each compartmentalized activity or task must be determined. Some tasks must occur in sequence while others can occur in parallel. Some activities cannot commence until the work product produced by another is available.

- Time allocation

Each task to be scheduled must be allocated some number of work units (e.g. person-days of effort). In addition, each task must be assigned a start date and an end date which is a function of the interdependencies and number of resources.

- Effort validation

Every project has a defined number of staff members. As time allocation occurs, the project manager must ensure that no more than the allocated number of people has been scheduled at any given time.

- Defined responsibilities

Every task should be assigned to a specific team member.

- Defined outcomes

Every task should have a defined outcome, normally a work product.

- Defined milestones

Every task or group of tasks should be associated with a project milestone.

Software Project Scheduling and Monitoring

Software project scheduling is the next task to be performed by the PM. It is important to note once again that in the reasons for project failure, unrealistic deadline and underestimate of effort involved in the project are two of the most important reasons for project failure. Therefore, a good schedule estimate would increase the chances of the success of the project.

In this context, a PM has to first come up with the schedule and then monitor the progress of the project to ensure that things are happening according to the schedule. It would not be out of place to quote Fred Brooks at this point. He says, "*Projects fall behind schedule one day at a time.*" That means a delay of a week or a month or a year does not happen suddenly – it happens one day at a time. Therefore, a project manager has to be vigilant to ensure that the project does not fall behind schedule.

The reality of a technical project is that hundreds of small tasks must occur to accomplish a large goal. Therefore the Project manager's objectives include:

- Identification and definition all project tasks
- Building a network that depicts their interdependencies
- Identification of the tasks that are critical within the network
- Tracking their progress to ensure delay is recognized one day at a time

For this, the schedule must be fine grained.

Software Project Scheduling

Software project scheduling is an activity that distributes estimated effort across the planned project duration by allocating the effort to specific software engineering tasks. It is important to note that the schedule evolves over time. During early stages of project planning, a macroscopic schedule is developed. This type of schedule identifies all major

SE activities and the product functions to which they are applied. As the project gets underway these tasks are refined into a detailed schedule.

In order to come up with a realistic schedule, the following basic principles are used:

- **Compartmentalization**

The project must be compartmentalized into a number of manageable activities and tasks. To accomplish compartmentalization, both the product and process are decomposed.

- **Interdependency**

The interdependency of each compartmentalized activity or task must be determined. Some tasks must occur in sequence while others can occur in parallel. Some activities cannot commence until the work product produced by another is available.

- **Time allocation**

Each task to be scheduled must be allocated some number of work units (e.g. person-days of effort). In addition, each task must be assigned a start date and an end date which is a function of the interdependencies and number of resources.

- **Effort validation**

Every project has a defined number of staff members. As time allocation occurs, the project manager must ensure that no more than the allocated number of people has been scheduled at any given time.

- **Defined responsibilities**

Every task should be assigned to a specific team member.

- **Defined outcomes**

Every task should have a defined outcome, normally a work product.

- **Defined milestones**

Every task or group of tasks should be associated with a project milestone.

Lecture No. 22

Relationship between people and effort

The relationship between the number of people and time to develop an application is not linear. It is not as simple as a 120 man-day project can be developed by 1 person working for 120 days or 120 people working for 1 day. The communication and coordination overhead plays a very significant role.

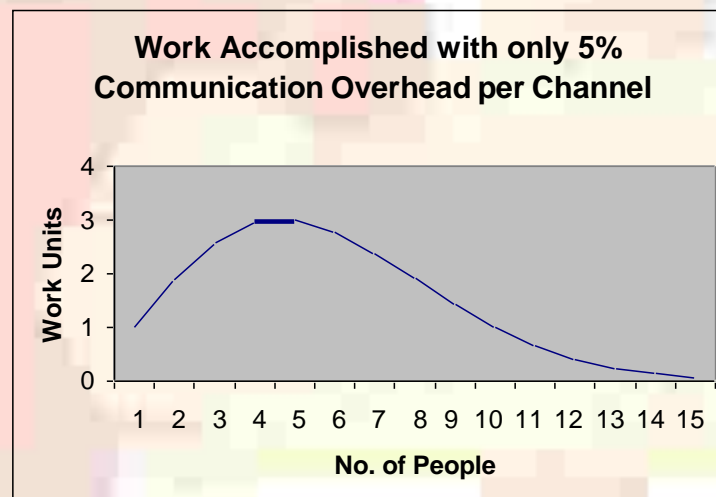
As can be recalled from our earlier discussions, total number of Channels of communication involving N people is given by the following formula.

$$C = N(N-1)/2$$

Now, if the communication overhead per channel is k, then work accomplished is given by:

$$W = (1-k)^C \times N$$

This phenomenon is depicted in the following diagram:



It may be noted here that with only a 5% communication overhead per channel, the total work accomplished by a team of 6 people would be less than the volume of work completed by a team of 4 people. It is also interesting to note that it approaches 0 as the team size approaches 20.

Task Set Definition

A process model defines a task set which comprises of SE work tasks, milestones, and deliverables. This enable a software team to define, develop, and support the software.

Therefore, each software process should define a collection of task sets, designed to meet the needs of different types of projects. To determine the set of tasks to be performed the type of the project and the degree of rigor required needs to be established. Different

types of projects and different degree of rigor. These projects could fall into the following categories:

- Concept development projects
- New application development
- Application enhancement
- Application maintenance
- Reengineering projects

The degree of rigor can also be categorized as Casual, Structured, Strict, or Quick Reaction. The following paragraphs elaborate each one of these.

- **Casual**
All process framework activities are applied, but only a minimum task set is required. It requires reduced umbrella tasks and reduced documentation. Basic principles of SE are however still followed.
- **Structured**
In this case a complete process framework is applied. Appropriate framework activities, related tasks, and umbrella activities (to ensure high quality) are also applied. SQA, SCM, documentation, and measurement are conducted in streamlined manner.
- **Strict**
In this case a full process is implemented and all umbrella activities are applied. The work products generated in this case are robust.
- **Quick Reaction**
This approach is taken in case of an emergency. In this case only task essential for maintaining good quality are applied. After the task has been accomplished, documents are updated by back-filling.

The next question is how to decide about the degree of rigor. For this purpose an adaptation criterion has been developed. The following parameters are considered before a decision is made:

- Size of the project
- Number of potential users
- Mission criticality
- Application longevity
- Stability of requirements
- Ease of customer/developer communication
- Size of the project
- Number of potential users
- Mission criticality
- Application longevity
- Stability of requirements
- Ease of customer/developer communication

These parameters are used to calculate what is known as **Task Set Selector (TSS)** which is then used to determine the degree of rigor. It is computed as follows:

Each adaptation criteria is assigned a grade, weight, and entry point multiplier.

1. A grade value of between 1 and 5 is assigned to each adaptation criteria as appropriate.
2. The default value of the weighting factor (as given in the table below) is reviewed and modify if needed. The ranges should be between 0.8 to 1.2.

Adaptation Criteria	Grade	Weight	Entry Point Multiplier					Product
			Conc.	New Dev.	Enhan.	Maint.	Reeng.	
Size of product		1.2	0	1	1	1	1	
Number of Users		1.1	0	1	1	1	1	
Business Criticality		1.1	0	1	1	1	1	
Longevity		0.9	0	1	1	0	0	
Stability of requirements		1.2	0	1	1	1	1	
Ease of communication		0.9	0	1	1	1	1	
Maturity of technology		0.9	1	1	0	0	1	
Performance Constraints		0.8	0	1	1	0	1	
Embedded / non-embedded		1.2	1	1	1	0	1	
Project Staffing		1.0	1	1	1	1	1	
Interoperability		1.1	0	1	1	1	1	
Reengineering factors		1.2	0	0	0	0	1	
Task set selector								

3. Multiply the grade entered by the weight and by entry point multiplier for the type of project undertaken. The entry point multiplier takes a value of 0 or 1 and indicates the relevance of the adaptation criterion to the project type.

$$\text{Product} = \text{grade} \times \text{weight} \times \text{entry point multiplier}$$

The TSS is then computed as the average of all the entries in the product column. It is then used to determine the degree of rigor required as shown in the table below.

TSS	Degree of Rigor
< 1.2	Casual
1.0 – 3.0	Structured
> 2.4	Strict

It may be noted that there is overlap in TSS values. This overlap is intentional and it depicts that sharp boundaries are impossible to define when making task set selection. In the final analysis, the TSS value, past experience, and common sense must all be factored into the choice of the task set for a project.

This concept is demonstrated with the help of following example. In this case TSS value is computed for a new development project.

Adaptation Criteria	Grade	Weight	Entry point multiplier	Product
			New Development	
Size of product	2	1.2	1	2.4
Number of Users	3	1.1	1	3.3
Business Criticality	4	1.1	1	4.4
Longevity	3	0.9	1	2.7
Stability of requirements	2	1.2	1	2.4
Ease of communication	2	0.9	1	1.8
Maturity of technology	2	0.9	1	1.8
Performance Constraints	3	0.8	1	2.4
Embedded / non-embedded	3	1.2	1	3.6
Project Staffing	2	1.0	1	2.0
Interoperability	4	1.1	1	4.4
Reengineering factors	0	1.2	0	0
TSS				2.6

Since the value of TSS is 2.6, the degree of rigor could be structured or strict. The project manager now needs to use his experience to determine which of the two approaches should be taken.

TSS	Degree of Rigor
< 1.2	Casual
1.0 – 3.0	Structured
> 2.4	Strict

Example – SE Tasks for a Concept Development Project

CS605-Software Engineering-II MIDTERM PAST PAPER PREPARED by: JUNAID MALIK

AL-JUNAID TECH INSTITUTE



www.vulmshelp.com



Language Courses Training Available

I'm providing paid courses in different languages within 3 Months, Certificate will be awarded after completion.

- HTML
- CSS
- JAVASCRIPT
- BOOTSTRAPS
- JQUERY
- PHP MYSQL
- NODES.JS
- REACT JS

LMS Handling Services

LMS Activities Paid Task

Assignments 95% Results

Quizes 95% Results

GDB 95% Results

For CS619 Project Feel Free To Contact With Me

Ph# 0304-1659294
Email: junaidfahal08@gmail.com

AL-JUNAID TECH INSTITUTE

A law diminishing that to continue after a certain level of performance has been reached will result in a decline in effectiveness. This law is known as :

- a. Law of Diminishing returns HO page 6
 - b. Law of effectiveness
 - c. Law of Saturation
 - d. Law of Marketing returns
2. Build and Fix model is a _____ type of software development activity.
- a. Mathematical
 - b. Perfect
 - c. Haphazard (haphazard mean: lacking any obvious principle of organization.)
 - d. Planned
3. In _____ a team is structured along a traditional hierarchy of authority
- a. closed paradigm HO page 32
 - b. synchronous paradigm
 - c. random paradigm
 - d. open paradigm
4. MTTC is the abbreviation of
- a. measured time to change
 - b. mean time to collaborate
 - c. mean time to change
 - d. measure time to cope
5. The rapid application development model is
- a. Another name for component-based development.
 - b. A useful approach when a customer cannot define requirements clearly
 - c. A high speed adaptation of the linear sequential model. HO page 19
 - d. All of the given
6. When a software is delivered to a client and then client reports the bug in it then that bug is termed as
- a. Error
 - b. Defect
 - c. Mistake
 - d. Fault
7. A redesigned business process must be prototyped before it is fully integrated into the business.
- a. . False
 - b. . True

8. In order to measure the design quality, if the frequency of ripple defects is too large, then it means that there is tight coupling and hence the_____
- design is maintainable
 - design is not maintainable HO page 79
 - design has completed
 - none of the given
9. The only reason for an estimate to be unreliable is lack of experience related to the application on the part of the estimator.
- true
 - false
10. A consideration of software scope must include an evaluation of all external Interfaces.
- true
 - false
11. If an error related to requirements is identified in testing phase, so this error will be considered as an error in_____phase.
- Design
 - Code
 - Requirement
 - Testing
12. Usually the performance of the organization change over-night.
- . True
 - . False
13. Following are the benefits of conducting review **except**
- . Help in finding the size of the project
 - . Helps in verifying the quality of product
 - . Help in identifying where improvement is required.
 - . Helps in identifying the bugs in the work product
14. There could be multiple GUIs to satisfy one requirement
- . True
 - . False
15. Which one of the following describes the data and control to be processed, Function, performance, constraints, interfaces, and reliability?
- . Product Quality
 - . Software scope estimation HO page 80
 - . Resources requirements
 - . Time requirements
16. Miscommunication among project staff is one of the reasons of the failure of the software project
- . True
17. Reliability of a software is a_____
- . functional requirement
 - . non-functional requirement

- c. .Design Requirement
d. . None of the given
18. The formal methods model of software development makes use of mathematical Methods to
- define the specification for computer-based systems
 - develop defect free computer-based systems
 - verify the correctness of computer-based systems
 - d. all of the given**
19. Water fall model is a document driven model.
- a. True**
 - False
20. Spiral model has _____ dimensions.
- a. 2 HO page 20**
 - 3
 - 4
 - None of the above
21. The _____ model of software development is a good approach when core product is required quickly.
- a. Incremental HO page 18**
 - Linear Sequential
 - Prototyping
 - None of the above
22. In _____ team organization, there is no permanent leader rather there are task coordinators.
- Controlled Decentralized
 - b. Democratic Decentralized HO page 32**
 - Controlled Centralized
 - Synchronous paradigm
23. In software development _____ is performed at the end of each phase.
- a. Verification HO page 25**
 - Validation
24. _____ paradigm, structures a team loosely and depends on individual initiative of the team members
- Closed
 - b. Random HO page 32**
 - Open
 - Synchronous
25. Unrealistic deadline is NOT one of the reasons of project failure.
- a. True**
26. _____ is an Object Oriented model.
- Spiral
 - Water fall
 - Incremental
 - d. Fountain HO page 23**
27. Vision phase in a software process focuses on _____.
- What

- b. Why HO page 14
- c. How
- d. Change
28. Rapid application development is another form of _____.
- a. Incremental model HO page 19
- b. Prototyping model
- c. Linear Sequential model
- d. None of the above
29. _____ Phase in a software process focuses on change.
- a. Vision
- b. Maintenance HO page 14
- c. Definition
- d. Development
30. The _____ model of software development is a useful approach when a customer cannot define requirements clearly.
- a. Prototyping HO page 17
- b. Water fall
- c. RAD
- d. Build and Fix
31. _____ Model has a major drawback in that the delivered product may not fulfill the customer's requirements.
- a. Water fall HO page 17
- b. Build and Fix
- c. Prototyping
- d. Integrated water fall and prototyping
32. MOI model of leadership stands for
- a. Motivation , Operationalize ,Integration
- b. Misunderstanding , Object, Ideas
- c. Motivation , Organization , Innovation HO page 30
- d. Miscommunication , Organization, Invention
33. The _____ model is used to overcome issues related to understanding and capturing of user requirements.
- a. Rapid Prototyping HO page 17
- b. Water fall
- c. Build and Fix
- d. None of the above

AL-JUNAID INSTITUTE OF GROUP

34. _____ activity is performed throughout software production
- Maintenance
 - Development
 - Analysis
 - Quality Assurance` My Point of View**
35. : In _____ model the product is developed without any proper design and specifications.
- Water fall
 - Build and Fix HO page 14**
 - Prototyping
 - None of the above
36. software project management focuses on the four P's: These are
- People , Product , Process , Problem
 - People , Product , Process , Project HO page 29**
 - People , Passion , Process , Project
 - People , Passion , Planning , Project
37. : The _____ dimension in rational unified process model represents the dynamic aspect of the process.
- Horizontal HO page 24**
 - Angular
 - Vertical
 - Regular
38. _____ model is developed keeping in mind the element of risk in the development of software
- Spiral HO page 20**
 - RAD
 - Incremental
 - Synchronize and Stabilize
39. _____ model is adopted by Microsoft
- RAD
 - Build and Fix
 - Spiral
 - Synchronize and Stabilize HO page 19**
40. _____ teams generate more and better solutions than individuals and are most useful for complex problems
- Decentralized HO page 32**
 - Centralized
 - Synchronize and Stabilize
41. The important feature of extreme programming is the concept of _____.
- Feedback
 - Risk assessment
 - Pair programming HO page 23**
 - Requirement elicitation

42. Determination of theis a pre-requisite of all sorts of estimates, including, resources, time, and budget.
- software scope HO page 80
 - software Risk
 - software Quality
 - software Management
43. When more than one user interpret the same requirement in different ways then we can say that the requirements are
- Complete
 - Incomplete
 - Ambiguous
 - Incorrect
44. The extent to which a program satisfies its specifications and fulfills the customer's mission objectives is
- Integrity
 - Reliability
 - Correctness HO page 67
 - None of given
45. Several entities are always created ----- and deleted together then this is a strong indication that they should be grouped into ----- logical file/files.
- Together, Single HO page 48
 - Together, Multiple
 - Together, Double
 - All of the given
46. In case some software, it is extremely easy to operate with intuitive interface conforming to most excellent GUI practices of the industry. It needs very little training -----
- Less than one hour
 - Less than two hour My Point of View
 - Less than five hour
 - Less than ten hour
47. Metrics to assess the quality of the analysis models and the corresponding software specification were proposed.....
- in 1993- 1999.
 - Ricardo in 1993
 - Davis in 1990
 - Davis in 1993 HO page 71
48. Function/Test matrix is a type of
- Interim Test report
 - Final test report
 - Project status report My Point f View
 - Management report
49. The higher the Error Index, the higher will be the Defect Removal Efficiency
- True
 - False

50. _____ help in finding the matrix to be stable or unstable
- Control chart HO page 75
 - Directed Graph
 - Cyclic chart
 - Base line graph
51. This chart is then used to develop the individual control chart is called statistical control techniques.
- Yes
 - No
52. In measuring Software Process Quality by using control charts, if the gap between the defects reported and defects fixed is increasing, then it means
- The product is in unstable condition HO page 78.
 - The product is ready for shipment
 - The product is in stable condition.
 - None of the above
53. A -----entity is the one which have any ----- in the problem domain without some other entity.
- Strong, Role*
 - All of the given
 - Weak, Function
 - None of the Given HO page 47
54. -----give you a better insight into the state of the process or product.
- Metrics HO page 66
 - Exceptions
 - Errors
 - Threats
55. The most important objective of any engineering activity is to produce high quality product with limited resources and-----
- Time HO page 66
 - Persons
 - Cost
 - Metrics
56. The extent to which a program satisfies its specification and fulfills the customer's mission objectives is said to be achieving the
- Correctness HO page 67
 - Reliability
 - Efficiency
 - Usability
57. ILF is a ----- identifiable group of logically control in formations ----- the boundary the application.
- user, within HO page 42
 - user, without
 - All of the given
 - user, along

58.technique was initially developed for manufacturing processes in the 1920's by Walter Shewart.
- Upper Control Line
 - Control chart Ho page 75
 - CMP
 - Quality
59. Every task should be assigned to a specific team -----.
- Member HO page 93
 - Manager
 - Organizer
 - None of the given
60. Which one is not the Software project planning activity carried out by the project manager for _____ estimation?
- Software scope estimation
 - Resources requirements
 - Time requirements
 - Product Quality HO page 80
61. While performing risk analysis, the impact of risk cannot be measured quantitatively
- . True
 - . False
62. Degree of uncertainty that the product will meet its requirements and be fit for its intended use is the _____
- . Cost risks
 - . Schedule risks
 - . Performance risks HO page 87
 - . None of the given choices
63. The number of people required for a software project is determined
- After an estimate of the development effort is made.
 - From an assessment of the technical complexity of the system.
 - by the size of the project
 - all of the given
64. Defect Removal Efficiency (DRE) can be measured by where E is Errors found delivery and D is error found after delivery (typically within the first year of operation)
- $DRE = E / (E + D)$ HO page 69
 - . $DRE = E - (E + D)$
 - . $DRE = E * (E + D)$
 - . None of the given
65. Integrity means that the software should
- . help the users to enjoy usability
 - . none of the given
 - . withstand the attack from a hacker HO page 67
 - . help the hacker to hack the system

66. In function point analysis technique EO stands for
- . Export operation
 - . Export output
 - . External output HO page 49
 - . None of these
67. Which of these software characteristics are used to determine the scope of a software project?
- . context, Lines of code, function
 - . context, function, communication requirements
 - . information objectives, function, performance HO page 34
 - . communications requirements, performance, information objectives
68. In _____ a team is structured loosely and depends on individual initiative of the team members
- . random paradigm HO page 32
 - . closed paradigm
 - . synchronous paradigm
 - . open paradigm AL-JUNAID INSTITUTE OF GROUP
69. _____ is the first stage of waterfall lifecycle model
- . Requirement definition Ho page 15
 - . Operation
 - . Unit testing
 - . Implementation
70. _____ is not the part of software development loop.
- . Status Quo
 - . Problem definition
 - . Technical development
 - . Task set HO page 10
71. _____ is not the management part of software development activities.
- . Coding HO page 7
 - . Configuration Management
 - . Quality Assurance
 - . Project planning AL-JUNAID INSTITUTE OF GROUP
72. The level 1 of CMM is known as
- . Managed
 - . Defined
 - . Initial HO page 12
 - . Repeatable
73. According to DeMarco a good Project Manger
- . should be very nervous
 - . should be very strict in official matters
 - . Should not ignore any mistake from his team members.
 - . should have a big heart and should ignore small mistakes HO page 31
74. Product and process decomposition occurs simultaneously as the project plan evolves
- . True
 - . False

75. Proactive risk management philosophy is also sometimes termed as Indiana Jones school of risk management
- . true
 - . false HO page 84
76. The best project team organizational model to use when tackling extremely difficult problems is the
- chief programmer team model
 - democratic decentralized model HO page 32
 - controlled decentralized model
 - controlled centralized model
77. Which factor is the least important when choosing the organizational structure for a software team?
- degree of communication desired
 - predicted size of the resulting program
 - rigidity of the delivery date
 - size of the project budget
78. Ambiguous requirements can be measured quantitatively
- true
 - false HO page 71
79. Which is used to determine the most viable option for cost estimation when the information in the "Decision tree" is complete.
- $E = 3.2 (KLOC) 1.05$
 - Expected cost = $\sum (\text{path probability})_i \times (\text{estimated path cost})$ HO pg 83
 - Expected cost = $(\text{path probability})_i \times (\text{estimated path cost})$
80. After building the Decision Tree, following formula is used to find the expected cost for an option. Choose the correct formula:
- Expected Cost = $\sum (\text{path probability})_i * (\text{estimated path cost})$ HO pg 83
 - Expected Cost = $?(\text{path probability})_i / (\text{estimated path cost})$
 - Expected Cost = $(\text{path probability})_i + (\text{estimated path cost})$
 - Expected Cost = $?(\text{path probability})_i - (\text{estimated path cost})$
81. The Spiral model of software development is of Iterative nature
- true AL-JUNAID INSTITUTE OF GROUP
 - false
82. _____ is data that influences an elementary process of the application being counted.
- Elementary Process
 - External Query
 - External Output
 - Control Information HO page 43
83. An entity which defines many-to-many relationship between two or more entities is called
- Associative Entity Type HO page 47
 - Attributive Entity Type
 - Entity Subtype
 - None of these

84. Every task or group of tasks should be associated with a project -----.
- Schedule
 - Member
 - Manager
 - Milestone HO page 93
85. The RMMM plan assists the project team in developing strategy for dealing with risk. In this context, an effective strategy must consider:
- Risk avoidance
 - Risk monitoring
 - Risk management and contingency plan
 - All of the given choices HO page 89
86. From the following listed software development Model, which one is an object oriented model
- Classical life cycle model
 - Fountain model HO page 23
 - Spiral model
 - Waterfall model
87. The prototyping model of software development is
- a reasonable approach when requirements are well defined.
 - a useful approach when a customer cannot define requirements clearly.
 - the best approach to use for projects with large development teams.
 - a risky model that rarely produces a meaningful product.
88. _____ is a team organization where there is no permanent leader and task coordinators are appointed for short duration. Decisions on problems and approach are made by group consensus and communication among team is horizontal.
- Democratic decentralized (DD) Ho page 32
 - Controlled decentralized (CD)
 - Synchronous paradigm (SP)
 - Controlled centralized (CC)
89. Although there are many different models developed by different researchers for estimation, all of them share which one of the following basic structure
- $E = 3.2 (KLOC)^{1.05}$
 - $E = A + B * (ev)^C$ HO page 81
 - $E = [LOC \times B0.333/P]^3 \times (1/t4)$
 - none of the given
90. Empirical models are statistical models and are based upon historic data
- True HO page 81
 - False
91. A _____ is a user recognizable subgroup of data elements within an ILF or EIF
- Record element type (RET) HO page 46
 - Data Element Type
 - External Input
 - External Query

92.subgroups are those that the user has the option of using one or none of the subgroups during an elementary process.
- a. Optional HO page 46
 - b. . Mandatory
 - c. . None of the Given
 - d. . RET
93. In the software development life cycle, soon the defect is detected will results in
- a. increase in cost of software
 - b. decrease in software cost
 - c. both a and b are correct
94. During the construction of software, defects can be prevented from being injected in software with the help of
- a. proper education and training of software engineers
 - b. use of formal methods
 - c. use of appropriate tools for testing
 - d. all of the given option are correct
95. Incomplete requirements gathering can result in the _____ of the project
- a. Failure HO page 29
 - b. reusability
 - c. success
 - d. easy maintenance
96. The root causes of project failure are
- a. lack of user input
 - b. incomplete requirement and specification
 - c. creeping requirement
 - d. all of the given options HO page 29
97. The template for organizing SRS given by American Department of Defense and NASA should be used for
- a. large and complex projects My Point Of View
 - b. small project
 - c. medium size projects
 - d. none of the given
98. Configuration Management can be used while the project is in the _____ phase
- a. Testing
 - b. Development
 - c. Maintenance
 - d. All of the given HO page 9
99. Extent to which access to software or data by unauthorized persons can be controlled, is called _____
- a. None of given
 - b. Efficiency
 - c. Reliability
 - d. Integrity HO page 67

100. SEI stands for _____
- a. Software Engineering Institute HO page 168
 - b. Software Electric Institute
 - c. Software Electronics Institute
 - d. System Engineering Institute
101. _____ of a product can be measured if we can measure its non-functional properties i.e. maintainability, integrity and usability etc.
- a. Quality HO page 68
 - b. Quantity
 - c. Price
 - d. Size
102. By default every organization is working at _____
- a. level 1 HO page 12
 - b. level 0
 - c. level 3
 - d. level 4
103. Caper Jones is famous researcher in the field of _____ who made a company named Software Productivity Research
- a. Biology
 - b. Chemistry
 - c. Mathematics
 - d. Software Engineering HO page 7
104. Software Project Planning is an activity carried out by the _____
- a. Requirements Engineers
 - b. SQA team
 - c. Project Manager HO page 80
 - d. Software Developer
105. In Capability Maturity Model (CMM), _____ performs optimization.
- a. level 1
 - b. level 2
 - c. level 3
 - d. level 5 HO page 12
106. A PM has to first come up with the schedule and then monitor the _____ of the project to ensure that things are happening according to the schedule. It would not be out of place to quote Fred Brooks at this point. He says, "Projects fall behind schedule _____ at a time."
- a. Schedule, Two day
 - b. Schedule, Two day
 - c. Progress, Three day
 - d. Progress, One day HO page 92

107. Continuous process improvement is enabled by _____ feedback from the _____
- analytical, user
 - mathematical, user
 - logical, process
 - qualitative, process HO page 12
108. _____ can be a reason of project failure.
- Realistic deadline
 - Requirement
 - Miscommunication HO page 29
 - Small project size
109. The _____ model of software development is a useful approach when a customer cannot define requirements clearly.
- Prototyping HO page 17
 - Water fall
 - RAD
 - Build and Fix
110. Defects per function points is a _____ -
- Measure
 - Metric HO page 65
 - Quality attribute
 - Process
111. A _____ provides a quantitative value of some attribute of a process or a product.
- Metric
 - Measure HO page 65
 - Function point
 - Plan
112. Estimation of the _____ is a prerequisite for all sorts of estimates, including, resources, time, and budget.
- Software Plan
 - Software Scope HO page 80
 - Software Product
 - Software Size
113. _____ activity is performed throughout software production
- Maintenance
 - Development
 - Analysis
 - Quality Assurance HO page 25
114. _____ is an object-oriented lifecycle model.
- Spiral model
 - Extreme programming

- c. Waterfall model
 - d. Fountain model HO page 23
115. In controlled centralized structure communication between team leader and the members is _____ -
- a. horizontal
 - b. linear
 - c. vertical HO page 32
 - d. circular
116. Effective software project management focuses on the four P's: These are _____
- a. People, Product , Process , Problem
 - b. People, Product , Process , Project HO page 29
 - c. People, Passion , Process , Project
 - d. People, Passion, Planning, Project
117. Software _____ relates individual software measures to provide a normalized view.
- a. Measure
 - b. Metric HO page 65
 - c. Plan
 - d. Attribute
118. A process model defines a task set which comprises of SE work tasks, milestones and
- a. Work Breakdown Structure
 - b. Coding
 - c. Deliverables HO page 95
 - d. Design
119. Each process defines certain deliverables known as the
- a. work products HO page 12
 - b. software
 - c. final product
 - d. items
120. FAST is a team-oriented approach to requirement gathering, the term FAST stands for:
- a. Fast Application Security Technique
 - b. Facilitated Application Specification Techniques page 80
 - c. Fact Associated Special Talk
 - d. Field Applied Science Technique
121. _____ is fundamental for providing mechanisms for objective evaluation of any process or activity.
- a. Metrics
 - b. Measurement HO page 65
 - c. Indicators
 - d. Pointers

122. _____ is the ability to encourage people to create and feel creative.
- Organization
 - Motivation
 - Innovation HO page 30
 - Managerial Identity
123. In _____ there is both vertical and horizontal communication.
- Controlled decentralized (CD) HO page 32
 - Democratic decentralized (DD)
 - Controlled centralized (CC)
 - Synchronous paradigm (SP)
124. Certain reusable software components were to be developed by a/an ----- having no knowledge of its internal design standards.
- In-house
 - Quality Assurance Team
 - 2nd party
 - 3rd party HO page 89
125. We need to employ some statistical techniques and plot the results _____. These are known as statistical control techniques.
- Graphically HO page 74
 - Automatically
 - Manually
 - Personally
126. The amount of "computing resources" required by a program to perform its function is called _____.
- Efficiency HO page 67
 - Integrity
 - Reliability
 - Portability
127. Which statement is correct?
- Coupling does not depend on interdependency between components
 - The greater the dependency between the components the lesser is coupling
 - The lesser the dependency between the components the greater is coupling
 - The greater the dependency between the components the greater is coupling
128. Hardware / Software tools, People and Reusable software components are considered as _____ for an Organization
- Resources HO page 81
 - Quality Factors
 - Risky Factors
 - Requirement Specifications

AL-JUNAID INSTITUTE OF GROUP

129. Requirements are sometimes fill with defects, normally known as _____ requirements.
- a. Functional requirements
 - b. Non-Functional requirements
 - c. Toxic requirement My Point of View
 - d. System requirements
130. The major activities related to software construction are:
- a. Requirement gathering, design development, coding and testing (pg8)
 - b. installation and training
 - c. quality assurance, configuration and planning
 - d. implementation and management
131. Which of the following is not a software measure?
- a. No. of defects
 - b. Defects per function point My Point of View
 - c. Lines of Code
 - d. Non Function points
132. Capability Maturity Model (CMM) has _____ levels
- a. 4.
 - b. 5 HO page 12
 - c. 3
 - d. 2
133. _____ model is a haphazard type of software development activity.
- a. Water fall
 - b. Incremental
 - c. Prototyping
 - d. Build and Fix (haphazard mean: lacking any obvious principle of organization.)
134. The conceptual interface between the 'internal application and the external' user world is known as-----
- a. Count Data Functions
 - b. Application Boundary HO page 42
 - c. Development count
 - d. Control Information
135. Every project has a defined number of staff members. As time allocation occurs, the project manager must ensure that no more than the allocated number of _____ has been scheduled at any given time.
- a. Task
 - b. People HO page 93
 - c. Days
 - d. Components

136. _____ - files are the logical files that the customer understands and must be maintained by the system.
- Raw
 - External
 - Logical
 - Internal HO page 42
137. _____ Lifecycle models appreciate the need for iteration within and between phases.
- Object-Oriented HO page 23
 - Spiral Model
 - Extreme Programming
 - Rapid Application Development
138. _____ dimension of Spiral model represents the cumulative cost to date
- Radial HO Page 20
 - Angular
 - Horizontal
 - Circular
139. If the gap between the defects reported and defects fixed is decreasing, then it means that the product is in _____ condition.
- Defective
 - Unstable
 - Neutral
 - Stable HO page 78
140. In _____ team organization, there is no permanent leader rather there are task coordinators
- Democratic decentralized HO page 32
 - Controlled decentralized
 - Synchronous paradigm
 - Controlled centralized
141. Caper Jones divided software related activities into _____ different categories.
- 35
 - 40
 - 20
 - 25 HO page 7
142. Software Process and product quality are controlled at _____
- Level 1
 - Initial level
 - Level 4 HO page 12
 - Level 3

143. The conceptual interface between the 'internal' application and the 'external' user world is known as _____
- Count data Function
 - Application Boundary** HO page 42
 - Development Count
 - Control Information
144. Which of the following is not related to ' software project planning'
- Risk Analysis and planning
 - Resources requirement
 - Software configuration management** HO page 80
 - Software scope estimation
145. The extent to which a program can be reused in other applications is called _____
- Reliability
 - Performance
 - Usability
 - Reusability** HO page 68
146. _____ is the measure of how many defects are removed by the quality assurance processes before the product is shipped for operation.
- Removal Deficiency
 - Defect removal efficiency** HO page 69
 - Bag Report
 - Bug Tracking Algorithm
147. Capability Maturity Model (CMM) is used to judge the _____ level of an organization
- Efficiency
 - Performance
 - Productivity
 - Maturity** HO page 12
148. In context of moving range and individual control chart ,UNPL stand for _____
- Universal natural process line
 - Universal natural process unit
 - Upper natural process unit
 - Upper natural process limit** HO page 77
149. In _____ model user feedback is received very quickly because product is delivered in small version
- Waterfall
 - Spiral
 - Incremental** HO page 18
 - Object oriented

150. The primary difference between an internal logical file and an external interface file is that _____ is not maintained by the application being counted
- ILF
 - RET
 - DET
 - EIF HO page 42
151. Once the higher management has devised the mitigate strategy , the project must be monitored for this _____
- Particular Task
 - Particular Requirement
 - Particular schedules
 - Particular risk
152. MOI model of leadership was developed by _____
- Weinberg Page 30
 - Newton
 - Don Carlos
 - Edison
153. Empirical models are statistical models and are based upon _____
- Historic data HO page 81
 - Control data
 - Current data
 - Statistical
154. Only _____ of the software components scheduled for reuse will, in fact be _____ into the application. The remaining functionality will have to be custom developed.
- 70%, integrated HO page 89
 - 100%, integrated
 - 80% , excluded
 - 90%, integrated
155. For a project, if value of TSS is > 2.4 , then the degree of rigor for this project will be:
- Casual
 - Structured
 - Strict HO page 98
 - Semi-Structured
156. Risk Analysis and management involves addressing the following concerns except
- What options do we have for each risk
 - What can happen if the web interface of the company's website will change HO page 84
 - What change might cause the risk to strike
 - What thing may go wrong in future

157. The _____ dimension in rational unified process model represents the dynamic aspect of the process.
- Horizontal Ho page 24
 - Angular
 - Vertical
 - Regular
158. In the context of statistical models, COCOMO stands for:
- Computer Company Model
 - Commutative Conduct Model
 - Constructive Cost Model HO page 81
 - Conductive Cold Model
159. _____ is necessary to learn from the mistakes and for the improvement of the process continuously
- Risk analysis
 - Good decision
 - Improvement
 - Postmortem analysis HO page 35
160. _____ is the ability to encourage technical people to produce to their best.
- Improvement
 - Motivation HO page 30
 - Innovation
 - Creation
161. In context of degree of rigor, TSS stands for _____
- Time set selector
 - Tasks set in schedule
 - Task set selector HO page 96
 - Time set in schedule
162. In context of moving range and individual control charts, UCL stands for:
- Universal Control Line
 - Universal Control Limit
 - Upper Control Line HO page 76
 - Upper Control Limit
163. Which of the following is a Software Metric?
- No. of defects
 - Lines of Code
 - Defects per function point HO page 65
 - No. of function points
164. Construction activities are directly related to the _____ of the software.
- installation

- b. risk analysis
c. development HO page 8
d. debugging
165. The size of software can be measured by using _____
a. No. of Items
b. No. of classes
c. Functional points HO page 65
d. No. of methods
166. Defect removal efficiency is calculated as
Where
E = errors found before delivery
D-errors found after delivery (typically within the first year of Operation)
a. $DRE = E \times E.D$
b. $DRE = E - D$
c. $DRE = E.DE$
d. $DRE = E/(E+D)$ HO page 69
167. _____ deadline is one of the reasons of project failure
a. Achievable
b. Feasible
c. Unrealistic HO page 92
d. Realistic.
168. Reel has defined _____ steps process to improve the chances of success.
a. 3
b. 4
c. 5 HO page 35
d. 8
169. If an employee number which appears twice in an ILF/EIF,
count the DET _____
a. twice
b. thrice
c. once HO page 45
d. null
170. Effort required to test a program to ensure that it performs
its intended function _____
a. Testability HO page 68
b. Bug fixing
c. Debugging
d. Security
171. W5HH principal consists of seven _____
a. Answers

- b. Questions HO page 35
- c. Points
- d. Steps
172. After passing through all the stages of the software development when we deploy the new system at the user side that stage is called _____
- a. Integration
- b. Development
- c. installation
- d. Status quo HO page 10
173. _____ Model is very sensitive to the risk
- a. Spiral HO Page 21
- b. Waterfall
- c. Incremental
- d. RAD
174. Formula for the risk exposure (RE) is given by _____
- a. RE = probability of the risk / Cost
- b. RE = Probability of Risk * Cost HO page 89
- c. RE = (Probability of risk + cost) / 2
- d. RE = Probability of the risk + Cost
175. An _____ is a user identifiable group of logically related data or control information referenced by the application
- a. EIF HO page 42
- b. Object
- c. ILF
- d. Item
176. Identify the true statement
- a. Same process metrics may vary from project to project (HO page 75)
- b. Process metrics never vary from project to project
- c. Process metrics applied on one project cannot be applied on other
- d. Fixed number of process metrics are applied for every project
177. The extent to which a program can be expected to perform its intended function with required precision is called _____
- a. Usability
- b. Reliability HO page 67
- c. Portability
- d. Maintainability
178. The most common way to determine the information needed to define Project scope is to
- a. Perform a market analysis to determine potential customers
- b. Build a software prototyping and show it to the customer

- c. Examine historical project data form similar application
d. **conduct a preliminary meeting with the customer** HO page 80
179. The most famous of empirical models is the COCOMO- constructive cost model – model. It also has many different version, which one is the simplest of these version?
a. $E = (3.2 / KLOC) + 1.05 + A$
b. $E = [LOC \times 0.333/P]^3 \times (1/t^4)$
c. $E = A + B * (ev) C$
d. **$E = 3.2 (KLOC)^{1.05}$** HO Page 81
180. Barry Boehm has suggested a systematic approach to project management which is known as _____
a. **W5HH Principal** HO page 35
b. W3HH Principal
c. WHH Principal
d. 5W5HH Principle
181. A mock up application is developed in _____ model to get user feedback
a. Waterfall
b. Objected oriented
c. Fountain
d. **Rapid prototyping** HO page 17
182. Identify the most appropriate statement:
a. **The quality of the software specification is of extreme importance (pg: 71)**
b. The nonfunctional requirements can be skipped
c. The nonfunctional requirements does not impact the quality of product
d. The quality of software specification is of no importance
183. In context of moving range and individual control chart ,LNPL stand for _____
a. Least natural process line
b. Least natural process limit
c. Lower natural process unit
d. **Lower Natural Process limit** HO page 77
184. Mature organizations are system oriented and they ensure _____
a. **Stability** My Point of View
b. Quality
c. Performance
d. Consistency
185. Software project management primarily deals with metrics related to productivity and
a. **Quality** HO page 65
b. Efficiency
c. Reliability
d. Compatibility

186. If the gap between the defects reported and defects fixed is increasing, then it means that
- The product is in status quo
 - The product is near deployment
 - The product is in unstable condition HO page 78
 - The product is in stable condition
187. Which of the following is a software measure?
- No. of test cases per function point
 - No. of defects
 - Defects per function point HO page 65
 - No of defects per KLOC (Kilo lines of code)
188. Software has very close relationship with _____
- Biology
 - Physics
 - Chemistry
 - Economics HO page 5
189. LOC is heavily dependent on the -----
- No of document pages
 - No of objects
 - No of GUIs
 - Programming Style HO page 37
190. Software engineering is the set of _____ and _____ to develop software
- Classes, Objects
 - Languages, processes
 - Processes, tools HO page 4
 - Tools, objects
191. Which of the following is not software metric?
- Defects per function point
 - No of test cases per function points Conceptual
 - No of defects
 - No of errors per thousand lines of code
192. “Never worrying about problems until they are occurred”, this statement is related to _____ risk Management Philosophy
- Proactive
 - Reactive HO page 84
 - Productive
 - Effective
193. For a software the total number of requirements are equal to ---
- Functional requirements
 - Nonfunctional requirements

c. Functional requirement + Nonfunctional requirements HO page 71

d. Domain requirements

194. In context of “individual control chart”, if a single metrics value lies outside UNPL it means that :

a. The process has been matured

b. The process in not mature yet

c. Process is out of control HO page 77

d. Process is within control

195. Control charts are of following two types:

a. Moving range control charts and individual control charts HO page 75

b. Moving range control charts and stable control charts

c. Individual control charts and stable control charts

d. Independent control charts and stable control charts

196. If a software developer is going to develop software for a nuclear reactor which factor(s) will be more important?

a. Cost effective

b. Performance

c. Reliability

d. Performance and reliability HO page 6

197. If an experience user has to take an extensive training of software before use and he/she still finds difficulty to use it, we can say there may be issues related to the

a. Usability

b. Portability

c. Correctness

d. Reliability

198. Spiral model was first proposed by

a. Mecabe

b. Barry Boehm HO page 20

c. Robert Cazeman

d. William Smith

199. An _____ is the smallest unit of activity that is meaningful to the user(s)

a. Function Point

b. Elementary Process HO page 43

c. Adjustment factor

d. Data count

200. I order to use the data for estimation and drawing conclusion it must be _

a. Filtered

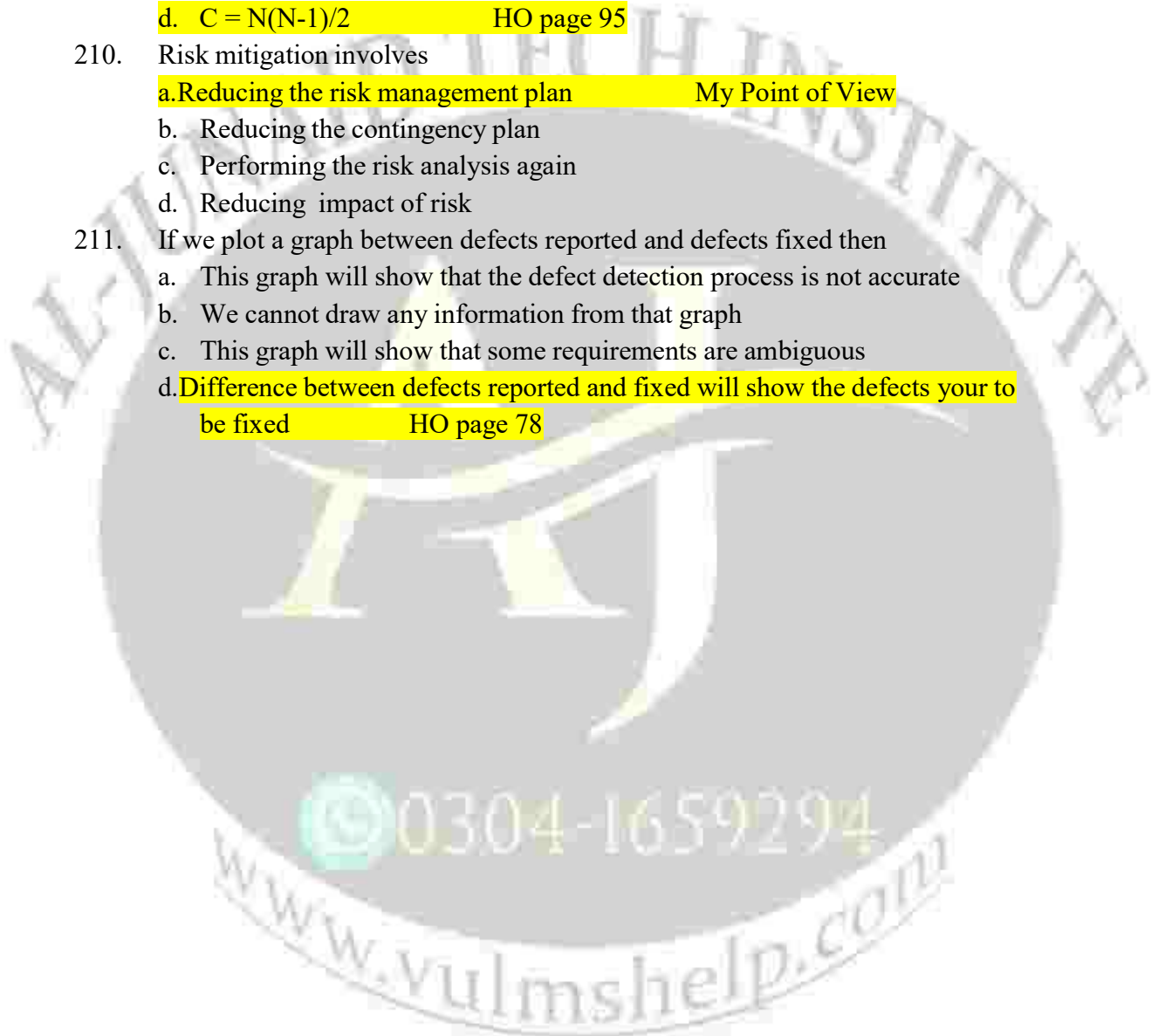
b. Base-lined HO page 72

c. Stabilized

d. Processed

201. In context of individual control chart if a single metrics value lies outside UNPL it
- Within the control
 - Out of the control** HO page 77
 - Normalized
 - Not normalized
202. In context of function point analysis EQ stands for
- External quotation
 - External inquiry**
 - External quality
 - External interface
203. The purpose of feasibility analysis is to determine
- Can we use the available state of the art?
 - Can we implement the given standard?
 - Can we meet the design constraints?
 - Can we build software to meet the scope?** HO page 81
204. Which of the following questions is not addressed when the W5HH principal is applied?
- What will be done by whom?** HO page 35
 - Why is the system being developed?
 - Where are the organizationally located?
 - How much of each resource is required?
205. Which of the following are advantages of using LOC (line of code) as a size oriented metric?
- LOC is easily compiled
 - LOC is language dependent measure
 - LOC is language independent measure
 - LOC can be computed before a design is completed
206. A good metric system is the one which is ____
- Simple
 - Cheap
 - Adds a lot of value for the management
 - All of the given options** HO page 78
207. For a project, if value of TSS is >0.9 then the degree of rigor for this project will be:
- Strict or structured
 - Strict
 - casual** HO page 98
 - Structured
208. Control charts are of the following two types:
- Moving range control charts and Stable control charts

- b. Moving range control charts and Individual control charts page 75
- c. Independent control charts and Stable control charts
- d. Individual control charts and Stable control charts
209. Formulae for total number of Channels of communication involving N people is given by
- a. $C = N(N-1)$
- b. $C = N(N+1)* 2$
- c. $C = N(N+1)$
- d. $C = N(N-1)/2$ HO page 95
210. Risk mitigation involves
- a.Reducing the risk management plan My Point of View
- b. Reducing the contingency plan
- c. Performing the risk analysis again
- d. Reducing impact of risk
211. If we plot a graph between defects reported and defects fixed then
- a. This graph will show that the defect detection process is not accurate
- b. We cannot draw any information from that graph
- c. This graph will show that some requirements are ambiguous
- d. Difference between defects reported and fixed will show the defects your to be fixed HO page 78





CS605- Software Engineering II
Solved MCQS
From Midterm Papers

May 14,2013

MC100401285

Moaaz.pk@gmail.com *Mc100401285@vu.edu.pk*

PSMD01

MIDTERM EXAMINATION
Spring 2010
CS605- Software Engineering II

Question No: 1 (Marks: 1) - Please choose one

A law affirming that to continue after a certain level of performance has been reached will result in a decline in effectiveness. This law is known as _____.

Law of Diminishing Returns

- y /DZ RI HIIHFWLYHQHV V
- y /DZ RI 6DWXUDWLRQ
- y /DZ RI 0DUNHWLQJ UHWXUQV

Question No: 2 (Marks: 1) - Please choose one

In _____ a team is structured along a traditional hierarchy of authority

closed program

- y V\QFKURQRXV SDUDGLJP
- y UDQGRP SDUDGLJP
- y RSHQ SDUDGLJP

Question No: 3 (Marks: 1) - Please choose one

MMTC is the abbreviation of

- y PHDVXUHG WLPH WR FKDQJH
- y PHDQ WLPH WR FROODERUDWH
- mean time (Page 68) change**
- y PHDVXUH WLPH WR FRSH

Question No: 4 (Marks: 1) - Please choose one

The rapid application development model is

- y \$QRWKHU QDPH IRad ferep Req HQW
- y \$ XVHIXO DSSURDFK ZKHQ D FXVWRPHU FDQQRW GHILQH UHT
- A high speed adaptation of t(Page 19) inear sequence**
- y \$OO RI WKH JLYHQ

خدا کے سوا کسی سے امید مت رکھو

Muhammad Moaaz Siddiq – MCS(4th)
Moaaz.pk@gmail.com
Campus:- Institute of E-Learning & Moderen Studies
(IEMS) Samundari

Question No: 5 (Marks: 1) - Please choose one

While managing the historical data, we should consider the following **except**

- Data should be collected only (Page 72) scientific**
- y ' D W D u l v h e
 - y ' D W D V K R X O G E H F R Q V L V W H Q W
 - y & R U U H F W G D W D V K R X O G E H W D N H Q

Question No: 6 (Marks: 1) - Please choose one

Quality costs may be divided into costs associated with

- prevention, application detail and failure**
- y S H R S O H S U R F H V V D Q G S U R G X F W
 - y F X V W R P H U V G H Y H O R S H U V D Q G P D L Q W H Q D Q F H
 - y D O O R I W K H J L Y H Q

Question No: 7 (Marks: 1) - Please choose one

When a software is delivered to a client and then client reports the bug in it then that bug is termed as

- y (U U R U
- Defect** [Click here for detail](#)
- y 0 L V W D N H
- y) D X O W

Question No: 8 (Marks: 1) - Please choose one

The _____ model is used to overcome issues related to understanding and capturing of user requirements.

Rapid Prototyping (Page 17)

- Water fall
- Build and Fix
- None of the above

Question No: 9 (Marks: 1) - Please choose one

The software plan is not a static document, it is frequently adjusted to make the project appear on track to meet all deadlines and quality targets.

- True** [Click here for detail](#)
- y) D O V H

دنیا میں سب سے مشکل کام اپنی اصلاح اور سب سے آسان کام دوسروں پر نکتہ چینی کرنا ہے

Question No: 10 (Marks: 1) - Please choose one

Timeline chart is also known as the _____ chart

Click here for detail (Page 100)

- y 3 (5 7
- y) 5 ((/ \$ 1 & (
- y 1 R Q H R I W K H J L Y H Q

Question No: 11 (Marks: 1) - Please choose one

The processes at ----- is focus on continually improving process performance through both incremental and innovative technological changes/improvements.

Level Click here for detail

- y / H Y H O
- y / H Y H O
- y / H Y H O

Question No: 12 (Marks: 1) - Please choose one

In order to measure the design quality, if the frequency of ripple defects is too large, then it means that there is tight coupling and hence the

- y G H V L J Q L V P D L Q W D L Q D E O H
- design is not (Page 79) n t a i n a b l e**
- y G H V L J Q K D V F R P S O H W H G
- y Q R Q H R I W K H J L Y H Q

Question No: 13 (Marks: 1) - Please choose one

The only reason for an estimate to be unreliable is lack of experience related to the application on the part of the estimator.

- y W U X H
- fall click here for detail**

Question No: 14 (Marks: 1) - Please choose one

Usually the performance of the organization change over-night.

- y 7 U X H
- Fall click here for detail**

برکی صحبت سے تنہائی بہتر ہے اور تنہائی سے نیک صحبت بہتر ہے

Muhammad Moaaz Siddiq – MCS(4th)

Moaaz.pk@gmail.com

Campus:- Institute of E-Learning & Modern Studies
(IEMS) Samundari

Question No: 15 (Marks: 1) - Please choose one

The formal methods model of software development makes use of mathematical methods to

y GHILQH WKH VSHFLIIBFDWLRQ IRU FRPSXWHU

[all of them click here for detail](#)

y GHYHORS GHIHF WASHUHM FRPSXWHU

y YHULI\ WKH FRUUR-Base Systems RI FRPSX

Question No: 16 (Marks: 1) - Please choose one

Which one of the following describes the data and control to be processed, function, performance, constraints, interfaces, and reliability?

y 3URGXFW 4XDOLW\

[Software estimation \(Page 80\)](#)

y 5HVRXUFHV UHTXLUHPHQW

y 7LPH UHTXLUHPHQW

Question No: 17 (Marks: 1) - Please choose one

The projects are classified into following categories except

y 1HZ DSSOLFDWLRQ GHYHORSPHQW

y 5HHQJLQHULQJ SURMHFWV

y &RQFHSW GHYHORSPHQW SURMHFWV

[Marketing Development Projects \(Page 96\)](#)

Question No: 18 (Marks: 1) - Please choose one

Quantitative process-improvement objectives for the organization are established, continually revised to reflect changing business objectives at _____.

y /HYHO

y /HYHO

[Level 1 Click here for detail](#)

y /HYHO

Question No: 19 (Marks: 1) - Please choose one

Reliability of a software is a

y IXQFWLRQD@ UHTXLUHPH

[n-functional requirement Click here for detail](#)

y 'HVLJQ 5HTXLUHPHQW

y 1RQH RI WKH JLYHQ

اللہ کا خوف سب سے بڑی دانائی ہے

Muhammad Moazz Siddiq – MCS(4th)

Moaaz.pk@gmail.com

Campus:- Institute of E-Learning & Modern Studies
(IEMS) Samundari

Question No: 20 (Marks: 1) - Please choose one

Build and Fix model is a _____ type of software development activity.

y 0 D W K H P D W L F D O

y 3 H U I H F W

H a p h a z [@lickhere for detail](#)

y 3 O D Q Q H G

MIDTERM EXAMINATION

Spring 2009

CS605- Software Engineering II (Session - 1)

Question No: 1 (Marks: 1) - Please choose one

_____ is not the part of software development loop.

Status Quo

Problem definition

Technical development

Task set (Page 10)

Question No: 2 (Marks: 1) - Please choose one

The level 1 of CMM is known as

Managed

Defined

Initial (Page 12)

Repeatable

Question No: 3 (Marks: 1) - Please choose one

Build and Fix model is a _____ type of software development activity.

Mathematical

Perfect

Haphazard [Click here for detail](#) rep

Planned

ایماندار کو غصہ دیر سے آتا ہے اور جلدی دور ہو جاتا ہے

Muhammad Moazz Siddiq – MCS(4th)

Moaaz.pk@gmail.com

**Campus:- Institute of E-Learning & Modern Studies
(IEMS) Samundari**

Question No: 4 (Marks: 1) - Please choose one

According to DeMarco a good Project Manger

should be very nervous

should be very strict in official matters

should not ignore any mistake from his team members.

should have a big heart and should ignore small mistakes (Page 31)

Question No: 5 (Marks: 1) - Please choose one

The best project team organizational model to use when tackling extremely difficult problems is the

chief programmer team model

democratic decentralized model (Page 32)

controlled decentralized model

controlled centralized model

Question No: 6 (Marks: 1) - Please choose one

Which factor is the least important when choosing the organizational structure for a software team?

degree of communication desired

predicted size of the resulting program

rigidity of the delivery date

size of the project budget (Page 32)

Question No: 7 (Marks: 1) - Please choose one

Product and process decomposition occurs simultaneously as the project plan evolves

True [click here for detail](#)

False

Question No: 8 (Marks: 1) - Please choose one

Measuring the quality and performance of a software through any mean is much better than just making a guess about it.

True

false

Question No: 9 (Marks: 1) - Please choose one

7KH H[WHQW WR ZKLFK D SURJUDP VDWLVILHV LWV VSHFLILF
to be achieving the

Usability

Efficiency

Reliability

Correctness [click here for detail](#)

Question No: 10 (Marks: 1) - Please choose one
Integrity means that the software should

help the users to enjoy usability

none of the given

Withstand the attack from a hacker (Page 69)

help the hacker to hack the system

Question No: 11 (Marks: 1) - Please choose one
Ambiguous requirements can be measured quantitatively

False

True (Page 71)

Question No: 12 (Marks: 1) - Please choose one

Which is used to determine the most viable option for cost estimation when the information in the
 $E = 3.2 (KLOC)^{1.05}$

$E = 3.2 (KLOC)^{1.05}$

Expected cost = (path probability)_i x (estimated path cost) (Page 83)

Expected cost = (path probability)_i x (estimated path cost)

Question No: 13 (Marks: 1) - Please choose one

After building the Decision Tree, following formula is used to find the expected cost for an option. Choose the correct formula:

Expected Cost= (path probability)_i * (estimated path cost) (Page 83)

Expected Cost= (path probability)_i / (estimated path cost)

Expected Cost= (path probability)_i + (estimated path cost)

Expected Cost= (path probability)_i - (estimated path cost)

Question No: 14 (Marks: 1) - Please choose one

Degree of uncertainty that the product will meet its requirements and be fit for its intended use is the

Cost risks

Schedule risks

Performance risks (Page 87)

None of the given choices

Question No: 15 (Marks: 1) - Please choose one

The Spiral model of software development is of Iterative nature

True [Click here for detail](#)

false

Muhammad Moaaz Siddiq – MCS(4th)

Moaaz.pk@gmail.com

**Campus:- Institute of E-Learning & Modern Studies
(IEMS) Samundari**

Question No: 16 (Marks: 1) - Please choose one
_____ is data that influences an elementary process of the application being counted.

Elementary Process

External Query

External Output

Control Information (Page 43)

Question No: 17 (Marks: 1) - Please choose one
Empirical models are statistical models and are based upon historic data

True (Page 81)

False

Question No: 18 (Marks: 1) - Please choose one
An entity which defines many-to-many relationship between two or more entities is called

Associative Entity Type (Page 47)

Attributive Entity Type

Entity Subtype

None of these

Question No: 19 (Marks: 1) - Please choose one
Software risk impact assessment should focus on consequences affecting

performance, support, cost, schedule [click here for detail](#)

planning, resources, cost, schedule

marketability, cost, personnel

business, technology, process

Question No: 20 (Marks: 1) - Please choose one
Every task or group of tasks should be associated with a project -----.

Schedule

Member

Manager

Milestone (Page 93)

زندگی میں کامیابی کا یہی راز ہے کہ پریشانیوں سے پریشان مت بنو

Muhammad Moaaz Siddiq – MCS(4th)

Moaaz.pk@gmail.com

Campus:- Institute of E-Learning & Modern Studies
(IEMS) Samundari

MIDTERM EXAMINATION
Spring 2008
CS605- Software EngineeringII (Session - 1)

Question No: 1 (Marks: 1) - Please choose one
Every task should be assigned to a specific team -----.

- y Member (Page 93)
- y 0 D Q D J H U
- y 2 U J D Q L J H U
- y None of the given

Question No: 2 (Marks: 1) - Please choose one

Which one is not the Software project planning activity carried out by the project manager for estimation?

- y 6 R I W Z D U H V F R S H H V W L P D W L R Q
- y 5 H V R X U F H V U H T X L U H P H Q W V
- y 7 L P H U H T X L U H P H Q W V
- y Product Quality (Page 80)

Question No: 3 (Marks: 1) - Please choose one

The higher the Error Index, the higher will be the Defect Removal Efficiency

- y 7 U X H
- y False

Question No: 4 (Marks: 1) - Please choose one

While performing risk analysis, the impact of risk **can not** be measured quantitatively

- y 7 U X H
- F a l s e [Click here for detail](#)

Question No: 5 (Marks: 1) - Please choose one

Degree of uncertainty that the product will meet its requirements and be fit for its intended use is the

- y & R V W U L V N V
- y 6 F K H G X S O H U L V N
- y Performance risks (Page 87)
- y None of the given choices

دنیا کی سب سے بڑی فتح نفس پر قابو رکھنا ہے

Question No: 6 (Marks: 1) - Please choose one

Proactive risk management philosophy is also some times termed as Indiana Jones school of risk management

- y W U X H
- y **false (Page 84)**

Question No: 7 (Marks: 1) - Please choose one

The number of people required for a software project is determined

- a f t e r t e a o n t h e d e v e l o p m e n t e f f o r t i s m a d e .** [Click here for detail](#)
- y I U R P D Q D V V H V V P H Q W R I W K H W H F K Q L F D O F R P S O H [L W \ R I
- y E \ W K H V L] H R I W K H S U R M H F W
- y D O O R I W K H J L Y H Q

Question No: 8 (Marks: 1) - Please choose one

Defect Removal Efficiency (DRE) can be measured by where **E** is **Errors found delivery** and **D** is **error found after delivery** (typically within the first year of operation)

- y **DRE= E/(E+D) (Page 69)**
- y ' 5 ((- (E + D)
- y ' 5 (((')
- y 1 R Q H R I W K H J L Y H Q

Question No: 9 (Marks: 1) - Please choose one

Integrity means that the software should

- y K H O S W K H X V H U V W R H Q M R \ X V D E L O L W \
- y Q R Q H R I W K H J L Y H Q
- y **withstand the attack from a hacker (Page 69) rep**
- y K H O S W K H K D F N H U W R K D F N W K H V \ V W H P

Question No: 10 (Marks: 1) - Please choose one

In function point analysis technique EO stands for

- y ([S R U W R S H U D W L R Q
- y ([S R U W R X W S X W
- y **External output (Page 49)**
- y 1 R Q H R I W K H V H

Question No: 11 (Marks: 1) - Please choose one

Which of these software characteristics are used to determine the scope of a software project?

- y F R Q W H [W O L Q H V R I F R G H I X Q F W L R Q
- y F R Q W H [W I X Q F W L R Q F R P P X Q L F D W L R Q U H T X L U H P H Q W V
- y **information objectives, function, performance (Page 34)**
- y F R P P X Q L F D W L R Q p e r f o r m a n c e , i n f o r m a t i o n o b j e c t i v e s

Question No: 12 (Marks: 1) - Please choose one

In _____ a team is structured loosely and depends on individual initiative of the team members

y **Random paradigm (Page 32)**

y FORVHG SDUDGLJP

y V\QFKURQRXV SDUDGLJP

y RSHQ SDUDGLJP

Question No: 13 (Marks: 1) - Please choose one

In _____ a team is structured along a traditional hierarchy of authority

y **closed paradigm (Page 32)**

y V\QFKURQRXV SDUDGLJP

y UDQGRP SDUDGLJP

y RSHQ SDUDGLJP

Question No: 14 (Marks: 1) - Please choose one

_____ is the first stage of waterfall lifecycle model

y **Requirement definition (Page 15)**

y 2SHUDWLRQ

y 8QLW WHVWLQJ

y ,PSOHPHQWDWLRQ

Question No: 15 (Marks: 1) - Please choose one

_____ is not the part of software development loop.

y 6WDWXV 4XR

y 3UREOHP GHILQLWLRQ

y 7HF Kilevelopment

y **Task set (Page 10) rep**

Question No: 16 (Marks: 1) - Please choose one

_____ is not the management part of software development activities.

y &RGLQJ

y &RQILJXUDWLRQ 0DQDJHPHQW

y 4XDOLW\ \$VVXUDQFH

y **Project planning (Page 7) not sure**

جھوٹ انسان اور ایمان دونوں کا دشمن ہے

Muhammad Moaaz Siddiq – MCS(4th)

Moaaz.pk@gmail.com

**Campus:- Institute of E-Learning & Modern Studies
(IEMS) Samundari**

CS605- Software Engineering II (Session - 1)
Solved Quizzes (Quiz No. 1 & 2)

CS605 –1st quizzes (4-may-2013)

Question No: 1 of 10 (Marks: 1) - Please choose one

Software process and product quality are controlled at _____.

level 1

initial level

level-4 (Page 12)

level-3

Question No: 2 of 10 (Marks: 1) - Please choose one

QA is an activity performed _____ of the software development.

at the initial stage

at the final stage

throughout (Page 25)

at the middle

Question No: 3 of 10 (Marks: 1) - Please choose one

_____ **the ability to encourage people to create and feel creative.**

Organization

Motivation

Innovation (Page 30)

Managerial Identity

Question No: 4 of 10 (Marks: 1) - Please choose one

Capre Jones divided software related activities into _____ different categories.

35

40

20

25 (Page 7)

Question No: 5 of 10 (Marks: 1) - Please choose one

By default every organization is working at _____

level 1 (Page 12)

level 0

level 3

level 4

Question No: 6 of 10 (Marks: 1) - Please choose one

Software Engineering is the set of _____ and _____ to develop software.

languages , processes

classes ,objects

processes, tools (Page 4)

tools, objects

Question No: 7 of 10 (Marks: 1) - Please choose one

Software has very close relationship with _____

Biology

Physics

chemistry

Economics (Page 5)

Question No: 8 of 10 (Marks: 1) - Please choose one

COCOMO is the classic LOC cost-estimation formula and used thousand delivered source instructions (KDSI) as his _____ of size.

LOC

milestone

unit [Click here for detail](#)

none of given

Question No: 1 of 10 (Marks: 1) - Please choose one

_____ deadline is one of the reasons of project failure.

achievable

feasible

unrealistic (Page 29)

realistic

Question No: 9 of 10 (Marks: 1) - Please choose one

_____ model is very sensitive to the risk.

Spiral (Page 21)

waterfall

incremental

RAD

عقل مند کہتا ہے میں کچھ نہیں جانتا جبکہ بے وقوف کہتا ہے کہ میں سب کچھ جانتا ہوں

Muhammad Moaaz Siddiq – MCS(4th)

Moaaz.pk@gmail.com

**Campus:- Institute of E-Learning & Modern Studies
(IEMS) Samundari**

Question No: 10 of 10 (Marks: 1) - Please choose one

_____ is the ability to encourage technical people to produce to their best.

improvement

motivation (Page 30)

innovation

creation

Question No: 1 of 10 (Marks: 1) - Please choose one

Caper Jones is famous researcher in the field of _____ who made a company named Software Productivity Research

Biology

Chemistry

Mathematics

Software Engineering (Page 7)

Question No: 2 of 10 (Marks: 1) - Please choose one

Reel has defined _____ steps process to improve the chances of success.

3

4

5 (Page 35)

8

Question No: 3 of 10 (Marks: 1) - Please choose one

In _____ model user feedback is received very quickly because product is delivered in small versions.

waterfall

spiral

incremental (Page 18)

object oriented

Question No:4 of 10 (Marks: 1) - Please choose one

_____ approach is better for the team spirits point of view.

Controlled Decentralized

Informal, interpersonal procedures

Controlled Centralized

Democratic Decentralized (Page 32)

جو لوگوں کے سامنے فخر کرتا ہے وہ لوگوں کی نظروں سے گر جاتا ہے

Muhammad Moaaz Siddiq – MCS(4th)

Moaaz.pk@gmail.com

**Campus:- Institute of E-Learning & Modern Studies
(IEMS) Samundari**

Question No: 5 of 10 (Marks: 1) - Please choose one

Construction activities are directly related to the _____ of the software.

Installation

risk analysis

development (Page 8)

debugging

Question No: 6 of 10 (Marks: 1) - Please choose one

Continuous process improvement is enabled by _____ feedback from the _____

analytical , user

mathematical, user

logical, process

qualitative , process (Page 12)

Question No: 7 of 10 (Marks: 1) - Please choose one

The major activities related to software construction are

requirement gathering, design development, coding and testing (Page 8)

installation and training

quality assurance, configuration and planning

implementation and management

Question No: 8 of 10 (Marks: 1) - Please choose one

If requirements are uncertain, _____ will be a suitable.

Incremental

RAD

Waterfall (Page 34)

Prototype

Question No: 9 of 10 (Marks: 1) - Please choose one

Capability maturity model (CMM) is used to judge the _____ model of an organization.

Efficiency

Performance

Productivity

Maturity (Page 12)

عقل مند اپنے عیب خود دیکھتا ہے اور بھولے تو فوں کے عیب دنیا دیکھتی ہے

Muhammad Moaaz Siddiq – MCS(4th)

Moaaz.pk@gmail.com

**Campus:- Institute of E-Learning & Modern Studies
(IEMS) Samundari**

Question No: 10 of 10 (Marks: 1) - Please choose one

After passing through all the stages of the software development when we deploy the new system at the user side that stage is called _____

- Integration
- Development
- Installation

Status quo (Page 11)

Question No: 1 of 10 (Marks: 1) - Please choose one

Defects per function points are a ___ metric.

One (Page 65)

- Two
- Three
- Four

Question No: 2 of 10 (Marks: 1) - Please choose one

_____ is the measure of how many defects are removed by the quality assurance processes before the product is shipped for operation

Defect removal efficiency (Page 69)

- defect density
- None of These

Question No: 3 of 10 (Marks: 1) - Please choose one

For software the total numbers of requirements are equal to _____.

- Functional requirements
- non-functional requirements

Functional requirements and non-functional requirements (Page 71)

- None of these

Question No: 1 of 10 (Marks: 1) - Please choose one

In Capability Maturity Model (CMM), _____ performs optimization.

- level1
- level 2
- level3
- level5

(Page 12)

بد صورت چہرہ بد صورت دماغ سے بہتر ہے

Muhammad Moaaz Siddiq – MCS(4th)

Moaaz.pk@gmail.com

**Campus:- Institute of E-Learning & Modern Studies
(IEMS) Samundari**

Question No: 2 of 10 (Marks: 1) - Please choose one

If a software developer is going to develop software for a nuclear reactor which factor(s) will be more important?

cost effective

performance

reliability

both b and c (Page 6)

Question No: 3 of 10 (Marks: 1) - Please choose one

Capability Maturity Model (CMM) has _____ levels.

4

5 (Page 12)

3

2

Question No: 4 of 10 (Marks: 1) - Please choose one

Fred Brook is a famous software engineer who wrote a great book related to software engineering named _____.

A Mythical Man Month (Page 7)

A Mathematical Man

Software Methodologies

None of the above

Question No: 5 of 10 (Marks: 1) - Please choose one

W5HH Principle consists of seven _____.

Answers

Questions (Page 35)

points

steps

Question No: 6 of 10 (Marks: 1) - Please choose one

In Rational Unified Process (RUP) horizontal dimension represents the _____ aspect of the process.

Dynamic (Page 24)

Static

Both

Muhammad Moaaz Siddiq – MCS(4th)

Moaaz.pk@gmail.com

**Campus:- Institute of E-Learning & Modern Studies
(IEMS) Samundari**

عقل مند آدمی اس وقت تک نہیں بولتا جب تک خاموشی نہیں ہو جاتی

Question No: 7 of 10 (Marks: 1) - Please choose one

There are two very different approaches to cost estimation. The older approach is called LOC estimation, VLQFH LW LV « « « « RQ LQLWLD00\ HVWLPDWLQJ W Developed By EthU project.

Based [Click here for detail](#)

Good

None of given

Bad

Question No: 8 of 10 (Marks: 1) - Please choose one

Task coordinators are appointed for short period of time in _____ organization team structure.

Select correct option:

controlled centralized

democratic decentralized (Page 32)

controlled decentralized

formal impersonal approach

Question No: 9 of 10 (Marks: 1) - Please choose one

_____ model is opposite to waterfall model.

Spiral

Prototype [Click here for detail](#)

Synchronize and Stabilize

Incremental

Question No: 10 of 10 (Marks: 1) - Please choose one

MOI model of leadership was developed by _____

Weinberg (Page 30)

Newton

Don Carlos

Question No: 1 of 10 (Marks: 1) - Please choose one

Each process define certian deliverables known as the _____ .

work products (Page 12)

softwares

final products

items

Muhammad Moaaz Siddiq – MCS(4th)

Moaaz.pk@gmail.com

**Campus:- Institute of E-Learning & Moderen Studies
(IEMS) Samundari**

جو شخص ناکامیوں سے ڈر کر بھاگتا ہے کامیابی اُس سے ڈر کر بھاگتی ہے

Question No: 2 of 10 (Marks: 1) - Please choose one

_____ procedures include QA activities, design and code review, and status meetings.

Formal, interpersonal (Page 33)

Informal, interpersonal

Controlled centralized

Formal, impersonal

Question No: 3 of 10 (Marks: 1) - Please choose one

According to DeMarco a good team leader should have only _____ characteristics.

Four (Page 31)

five

three

seven

Question No: 4 of 10 (Marks: 1) - Please choose one

Synchronize and Stabilize model is adopted by _____.

Apple Macintosh

Microsoft (Page 19)

Sun Java System

Netsol Technologies

Question No: 5 of 10 (Marks: 1) - Please choose one

Extreme programming model is very effective when requirement are very _____ and the project scope is very _____.

Changing, limited (Page 23)

Changing, unlimited

None of these

انسان دکھ نہیں دیتے بلکہ انسانوں سے وابستہ امیدیں دکھ دیتی ہیں

Muhammad Moaaz Siddiq – MCS(4th)

Moaaz.pk@gmail.com

**Campus:- Institute of E-Learning & Modern Studies
(IEMS) Samundari**

Quiz No.1

Question No: 1 of 10 (Marks: 1) - Please choose one

Miscommunication among project staff is one of the reasons of the failure of the software project

True (Page 28)

False

Question No: 2 of 10 (Marks: 1) - Please choose one

_____ model is a haphazard type of software development activity.

Water fall

Incremental

Prototyping

Build and Fix

[Click here for detail](#)

Question No: 3 of 10 (Marks: 1) - Please choose one

Water fall model is a document driven model.

True (Page 16)

False

Question No: 4 of 10 (Marks: 1) - Please choose one

_____ paradigm, structures a team loosely and depends on individual initiative of the team members

Closed

Random (Page 32)

Open

Synchronous

Question No: 5 of 10 (Marks: 1) - Please choose one

Spiral model has _____ dimensions.

2 (Page 20)

3

4

None of the above

بہترین تجربہ وہ ہے جس سے نصیحت حاصل ہو

Question No: 6 of 10 (Marks: 1) - Please choose one

The _____ model of software development is a good approach when core product is required quickly.

Incremental

[click here for detail](#)

Linear Sequential

Prototyping

None of the above

Question No: 7 of 10 (Marks: 1) - Please choose one

In _____ team organization, there is no permanent leader rather there are task coordinators.

Controlled Decentralized

Democratic Decentralized (Page 32)

Controlled Centralized

Synchronous paradigm

Question No: 8 of 10 (Marks: 1) - Please choose one

_____ is an Object Oriented model.

Spiral

Water fall

Incremental

Fountain

(Page 23)

Question No: 9 of 10 (Marks: 1) - Please choose one

_____ model is developed keeping in mind the element of risk in the development of software

Spiral (Page 20)

RAD

Incremental

Synchronize and Stabilize

Question No: 10 of 10 (Marks: 1) - Please choose one

Vision phase in a software process focuses on _____.

What

Why (Page 14)

How

Change

Muhammad Moaaz Siddiq – MCS(4th)

Moaaz.pk@gmail.com

**Campus:- Institute of E-Learning & Modern Studies
(IEMS) Samundari**

خوبصورتی علم و ادب سے ہوتی ہے لباس و حسن سے نہیں

Question No: 1 of 10 (Marks: 1) - Please choose one

Rapid application development is another form of _____.

Incremental model (Page 19)

- Prototyping model
- Linear Sequential model
- None of the above

Question No: 2 of 10 (Marks: 1) - Please choose one

_____ phase in a software process focuses on change.

Vision

Maintenance (Page 14)

- Definition
- Development

Question No: 3 of 10 (Marks: 1) - Please choose one

_____ model is adopted by Microsoft

- RAD
- Build and Fix
- Spiral

Synchronize and Stabilize (Page 19)

Question No: 4 of 10 (Marks: 1) - Please choose one

_____ teams generate more and better solutions than individuals and are most useful for complex problems

Decentralized (Page 32)

Centralized

Question No: 5 of 10 (Marks: 1) - Please choose one

The _____ model of software development is a good approach when core product is required quickly.

Incremental [click here for detail](#)

- Linear Sequential
- Prototyping
- None of the above

Muhammad Moaaz Siddiq – MCS(4th)

Moaaz.pk@gmail.com

**Campus:- Institute of E-Learning & Modern Studies
(IEMS) Samundari**

تم اچھا کرو زمانہ تم کو برا سمجھے یہ اس سے بہتر ہے کہ تم برا کرو اور زمانہ تم کو اچھا سمجھے

Question No: 6 of 10 (Marks: 1) - Please choose one

The _____ model of software development is a useful approach when a customer cannot define requirements clearly.

Prototyping [click here for detail](#)

- Water fall
- RAD
- Build and Fix

Question No: 7 of 10 (Marks: 1) - Please choose one

_____ model has a major drawback in that the delivered product may not fulfill the customer's requirements.

Water fall (Page 17)

- Build and Fix
- Prototyping
- Integrated water fall and prototyping

Question No: 8 of 10 (Marks: 1) - Please choose one

MOI model of leadership stands for

- Motivation , Operationalize ,Integration
- Misunderstanding , Object, Ideas

Motivation , Organization , Innovation (Page 30)

- Miscommunication , Organization, Invention

Question No: 9 of 10 (Marks: 1) - Please choose one

_____ activity is performed throughout software production

Select correct option:

- Maintenance
- Development
- Analysis

Quality Assurance (Page 25)

Question No: 10 of 10 (Marks: 1) - Please choose one

In _____ model the product is developed without any proper design and specifications.

- Water fall

Build and Fix (Page 15)

Prototyping
None of the above

Question No: 1 of 10 (Marks: 1) - Please choose one

software project management focuses on the following

People , Product , Process , Problem

People , Product , Process , Project (Page 29)

People , Passion , Process , Project

People , Passion , Planning , Project

Question No: 2 of 10 (Marks: 1) - Please choose one

The _____ dimension in rational unified process model represents the dynamic aspect of the process.

Horizontal (Page 24)

Angular

Vertical

Regular

Question No: 3 of 10 (Marks: 1) - Please choose one

_____ dimension of Spiral model represents the cumulative cost to date

Radial (Page 20)

Angular

Horizontal

circular

Question No: 4 of 10 (Marks: 1) - Please choose one

The important feature of extreme programming is the concept of _____.

Feedback

Risk assessment

Pair programming (Page 23)

Requirement elicitation

Question No: 5 of 10 (Marks: 1) - Please choose one

In software development _____ is performed at the end of each phase.

Verification (Page 26)

Validation

Question No: 6 of 10 (Marks: 1) - Please choose one

Muhammad Moaaz Siddiq – MCS(4th)

Moaaz.pk@gmail.com

**Campus:- Institute of E-Learning & Modern Studies
(IEMS) Samundari**

Unrealistic deadline is NOT one of the reasons of project failure.

True

False (Page 29)

Question No: 7 of 10 (Marks: 1) - Please choose one

Software _____ relates individual software measures to provide a normalized view.

Measure

Metric (Page 65)

Plan

Attribute

Question No: 8 of 10 (Marks: 1) - Please choose one

We need to employ some statistical techniques and plot the results ----- . These are known as statistical control techniques.

Graphically (Page 74)

Automatically

Manually

Personally

Question No: 9 of 10 (Marks: 1) - Please choose one

Quality can be measured if we measure the _____ of the product.

correctness

maintainability

integrity and usability

All of the given options (Page 68)

Question No: 10 of 10 (Marks: 1) - Please choose one

_____ help in finding the matrix to be stable or unstable

Control chart (Page 75)

Directed Graph

Cyclic chart

Base line graph

انسان کے لئے بری صحبت سے بڑھ کر بری کوئی چیز نہیں

Muhammad Moaaz Siddiq – MCS(4th)

Moaaz.pk@gmail.com

Campus:- Institute of E-Learning & Modern Studies
(IEMS) Samundari

Quiz No.2

Question No: 1 of 10 (Marks: 1) - Please choose one

Several entities are always created ----- and deleted together then this is a strong indication that they should be grouped into ----- logical file/files.

Together, Single (Page 48)

- All of the given
- Together, Double
- Together, Multiple

Question No: 2 of 10 (Marks: 1) - Please choose one

-----give you a better insight into the state of the process or product.

Metrics (Page 66)

- Efficiency
- Reliability
- Usability

Question No: 3 of 10 (Marks: 1) - Please choose one

Determination of theis a pre-requisite of all sorts of estimates, including, resources, time, and budget.

software scope (Page 80)

- software Risk
- software Quality
- software Management

Question No: 4 of 10 (Marks: 1) - Please choose one

When more than one user interpret the same requirement in different ways then we can say that the requirements are

- None of the given
- Incomplete

Ambiguous [Click here for detail](#)

- Incorrect

خاموشی غصے کا بہترین علاج ہے

Question No: 5 of 10 (Marks: 1) - Please choose one

7KH H[WHQW WR ZKLFK D SURJUDP VDWLVILHV LWV VSHFLILF

Integrity

Reliability

Correctness (Page 67)

None of given

Question No: 6 of 10 (Marks: 1) - Please choose one

In case some software, it is extremely easy to operate with intuitive interface conforming to most excellent GUI practices of the industry. It needs very little training -----

Less than one hour [click here for detail](#)

Less than two hour

Less than five hour

Less than ten hour

Question No: 7 of 10 (Marks: 1) - Please choose one

Metrics to assess the quality of the analysis models and the corresponding software specification were proposed _____

in 1993- 1999.

Ricardo in 1993

Davis in 1990

Davis in 1993 (Page 71)

Question No: 8 of 10 (Marks: 1) - Please choose one

This chart is then used to develop the individual control chart is called statistical control techniques.

Yes (Page 77)

No

Question No: 9 of 10 (Marks: 1) - Please choose one

Which statement is correct?

None of the given

The greater the dependency between the components the lesser is coupling

The lesser the dependency between the components the greater is coupling

Muhammad Moaaz Siddiq – MCS(4th)

Moaaz.pk@gmail.com

**Campus:- Institute of E-Learning & Modern Studies
(IEMS) Samundari**

[The greater the dependency between the components the greater is coupling](#) [Click here for detail](#)

Question No: 10 of 10 (Marks: 1) - Please choose one

Function/Test matrix is a type of

Interim Test report

Final test report

Project status report [click here for detail](#)

Management report

Question No: 1 of 10 (Marks: 1) - Please choose one

The most important objective of any engineering activity is to produce high quality product with limited resources and-----

Time (Page 66)

Persons

Cost

Metrics

Question No: 2 of 10 (Marks: 1) - Please choose one

([WHQW WR ZKLFK DFFHVV WR VRIWZDUH RU GDWD E\ XQDXWI

None of given

Efficiency

Reliability

Integrity (Page 67)

Question No: 3 of 10 (Marks: 1) - Please choose one

7KH DPRXQW RI FRPSXWLQJ UHVRXUFHV UHTXLUHG E\ D SURJU

Efficiency (Page 67)

Integrity

Reliability

None of given

Question No: 4 of 10 (Marks: 1) - Please choose one

_____ WHFKQLTXH ZDV LQLWLDOO\ GHYHORSHG IRU PDQXIDFW

Upper Control Line

Control chart (Page 75)

CMP

Quality

Muhammad Moaaz Siddiq – MCS(4th)

Moaaz.pk@gmail.com

**Campus:- Institute of E-Learning & Modern Studies
(IEMS) Samundari**

جھوٹ رزق کو کھا جاتا ہے

Question No: 5 of 10 (Marks: 1) - Please choose one

In measuring Software Process Quality by using control charts, if the gap between the defects reported and defects fixed is increasing, then it means

The product is in unstable condition. (Page 78)

The product is ready for shipment

The product is in stable condition.

None of the above

Question No: 6 of 10 (Marks: 1) - Please choose one

A -----entity is the one which have any ----- in the problem domain without some other entity.

Strong, Role*

All of the given

Weak, Function

None of the Given (Page 47)

Ref: - A weak entity is the one which does not have any role in the problem domain without some other entity.

Question No: 7 of 10 (Marks: 1) - Please choose one

ILF is a ----- identifiable group of logically control in formations ----- the boundary the application.

user, within (Page 42)

user, without

All of the given

user, along

Question No: 8 of 10 (Marks: 1) - Please choose one

In context of moving range and individual control charts, UNPL stands for:

Universal Natural Process Line

Universal Natural Process Limit

Upper Natural Process Limit (Page 77)

Upper Natural Process Line

Question No: 9 of 10 (Marks: 1) - Please choose one

Effort required to test a program to ensure that it performs its intended function _____

Testability page (Page 68)

Bug fixing

Muhammad Moaaz Siddiq – MCS(4th)

Moaaz.pk@gmail.com

**Campus:- Institute of E-Learning & Modern Studies
(IEMS) Samundari**

Debugging
Security

Question No: 10 of 10 (Marks: 1) - Please choose one

The extent to which a program can be expected to perform its intended function with required precision is called _____

Usability

Reliability (Page 67)

Portability

Maintainability

Question No: 1 of 10 (Marks: 1) - Please choose one

Which one of the following is NOT a useful indicator of software quality?

Correctness

Code size (Page 67)

Maintainability

Integrity

Usability

Question No: 2 of 10 (Marks: 1) - Please choose one

Which one of the following does not belong to a strategy for dealing with risk?

Risk avoidance

Security risk assessment (Page 89)

Risk monitoring

Risk management and Contingency planning

Question No: 3 of 10 (Marks: 1) - Please choose one

Three categories of risks are

Business risks, personnel risks, budget risks

Project risks, technical risks, business risks (Page 86)

Planning risks, technical risks, personnel risks

Management risks, technical risks, design risks

Question No: 4 of 10 (Marks: 1) - Please choose one

The software reengineering process model includes restructuring activities for which of the following work items?

Code

Documentation

Data

All of the given options

[click here for detail](#)

افضل انسان وہ ہے جو اپنی اصلاح کی کوشش کرتا ہے

Question No: 5 of 10 (Marks: 1) - Please choose one

One graphical technique for determining whether a process exhibits out-of-control change behavior is a.

Control chart (Page 75)

Fishbone diagram

Pareto diagram

Process diagram

Question No: 6 of 10 (Marks: 1) - Please choose one

The first step in project planning is to

Determine the budget.

Select a team organizational model.

Determine the project constraints.

Establish the objectives and scope. (Page 80)

Question No: 7 of 10 (Marks: 1) - Please choose one

FAST is the abbreviation of

Facilitated Application Specification Technology

Facilitated Application Specification Technique (Page 80)

Facilitated Application Specialization Technique

None of the above option

Question No: 8 of 10 (Marks: 1) - Please choose one

Defect per unit function point is a

Measure

Metric (Page 65)

Measurement

None of the above

Question No: 9 of 10 (Marks: 1) - Please choose one

Chart that is used to develop the individual control chart is called statistical control techniques.

Yes (Page 75)

No

Question No: 10 of 10 (Marks: 1) - Please choose one

_____ Is the set of tools and techniques used to develop software?

Muhammad Moaaz Siddiq – MCS(4th)

Moaaz.pk@gmail.com

**Campus:- Institute of E-Learning & Modern Studies
(IEMS) Samundari**

Engineering
Software Engineering (Page 4)

Question No: 1 of 10 (Marks: 1) - Please choose one

The characteristics of well developed software are_____

Reliability
User friendliness
Cost effective

All of the above (Page 5)

Question No: 2 of 10 (Marks: 1) - Please choose one

SE is a Balancing act

Yes (Page 5)

No

Question No: 3 of 10 (Marks: 1) - Please choose one

_____ Is the process of balancing among different characteristics of software?

Software Testing

Software Development (Page 6)

Software Management
Software Risk Analysis

Question No: 4 of 10 (Marks: 1) - Please choose one

_____ Is directly related to development of the software

Management

Construction (Page 8)

Coding

None of the above

Question No: 5 of 10 (Marks: 1) - Please choose one

_____ Basic project management processes established to track cost, schedule and functionality. Has the necessary process discipline in place to repeat earlier successes Related to projects

Level 1

Level 2 (Page 12)

Level 3

Level 4

Question No: 6 of 10 (Marks: 1) - Please choose one

Change control is not necessary if a development group is making use of an automated project database tool.

True

False [Click here for detail](#)

Question No: 7 of 10 (Marks: 1) - Please choose one

Which one of the following principles/techniques is NOT software projects scheduling?

Interdependency identification

Time allocation

Effort validation

Function point analysis (Page 93)

Milestone definition

Question No: 8 of 10 (Marks: 1) - Please choose one

Which one of the following is the 4th level of the SEI Capability Maturity Model?

Initial or ad hoc

Optimizing

Managed (Page 12)

Defined

Repeatable

Question No: 9 of 10 (Marks: 1) - Please choose one

Which one of the following activities does not belong to Risk Mitigation, Monitoring, and Management Plan?

Risk Projection (Page 89)

Risk Mitigation

Risk avoidance

Risk Management and Contingency Planning

Question No: 10 of 10 (Marks: 1) - Please choose one

The prototyping model of software development is

A reasonable approach when requirements are well defined.

A useful approach when a customer cannot define requirements clearly. [Click here for detail](#)

The best approach to use for projects with large development teams.

A risky model that rarely produces a meaningful product.

An old fashioned model that is rarely used any more.

Question No: 1 of 10 (Marks: 1) - Please choose one

Which maturity level is characterised by:

"Basic project management processes established to track cost, schedule and functionality. Has the necessary process discipline in place to repeat earlier successes on projects with similar applications".

Level 1

Muhammad Moaaz Siddiq – MCS(4th)

Moaaz.pk@gmail.com

**Campus:- Institute of E-Learning & Modern Studies
(IEMS) Samundari**

Level 2 (Page 12)

Level 3

Level 4

Question No: 2 of 10 (Marks: 1) - Please choose one

Defect prevention is defined as:

Avoiding defect insertion

Avoiding defect insertion, but fixing errors when reported

Finding and fixing errors after insertion [click here for detail](#)

Finding and fixing errors after release

Not reporting errors

Question No: 3 of 10 (Marks: 1) - Please choose one

What activity does a software project manager need to perform to minimize the risk of software failure?

double the project team size

request a large budget

allow absolutely no schedule slippage

define milestones and track progress [Click here for detail](#)

Request 50% more time than estimated

Question No: 4 of 10 (Marks: 1) - Please choose one

The linear sequential model of software development is also known as the

Classical life cycle model [click here for detail](#)

Fountain model

Spiral model

Chaos model

Question No: 5 of 10 (Marks: 1) - Please choose one

Doubling the size of your software project team is guaranteed to cut project completion time in half.

True

False [Click here for detail](#)

Question No: 6 of 10 (Marks: 1) - Please choose one

Which of these benefits can be achieved when software is restructured?

higher quality programs

reduced maintenance effort

software easier to test

all of the given options [Click here for detail](#)

Question No: 7 of 10 (Marks: 1) - Please choose one

The goal of quality assurance is to provide management with the data needed to determine which software engineers are producing the most defects.

True

False [Click here for detail](#)

Question No: 8 of 10 (Marks: 1) - Please choose one

_____ QA technique involves typically execution of software and the observation of program behavior or outcome.

- a) Inspection
- b) Walkthroughs
- c) **Testing** [Click here for detail](#)
- d) Reviews

Question No: 9 of 10 (Marks: 1) - Please choose one

_____ testing verifies the correct handling of the external functions provided by the software

- a) **Black box** [Click here for detail](#)
- b) White box
- c) Gray box

Question No: 10 of 10 (Marks: 1) - Please choose one

The quality expectations of a user are that a software system performs useful functions that

- a) fit user needs
- b) perform correctly over repeated period of time
- c) **both a and b** [Click here for detail](#)

Question No: 1 of 10 (Marks: 1) - Please choose one

Incomplete requirements gathering can result in the _____ of the project

- a) **failure** (Page 12)
- b) reusability
- c) success
- d) easy maintenance

Question No: 2 of 10 (Marks: 1) - Please choose one

The root causes of project failure are

- a) lack of user input

- b) incomplete requirement and specification
- c) **creep requirement** [Click here for detail](#)
- d) all of the given options

Question No: 3 of 10 (Marks: 1) - Please choose one

Incomplete Configuration identification documents may result in:

- Defective Product
- Higher Maintenance Costs
- Schedule Product
- Meet Software Quality

A,B,C [Click here for detail](#)

B,C,D

A,B,D

A,B,C,D

Question No: 4 of 10 (Marks: 1) - Please choose one

_____ is a bad smell when a change requires lots of little changes in a lot of different classes.

Short gun surgery [Click here for detail](#)

- Duplicated code
- Large class
- Lazy class

Question No: 5 of 10 (Marks: 1) - Please choose one

If you find the code such that one type of change requires changing one subset of method, another type of change requires changing another subset then it is a symptom of_____

Divergent change [Click here for detail](#)

- Duplicated code
- Large class
- Lazy class

Question No: 6 of 10 (Marks: 1) - Please choose one

Software re-factoring is a process in which

- External behavior of the system does not change
- Internal behavior of the system does not change
- Design of the software changes

Architecture of the software changes [Click here for detail](#)

Question No: 7 of 10 (Marks: 1) - Please choose one

_____ integrates system and software disciplines into single process improvement framework for introducing new disciplines as needs arise.

CMM

CMMI [Click here for detail](#)

ISO

SEI

Question No: 8 of 10 (Marks: 1) - Please choose one

Following are the reasons for project failure except

Requirements are not clear

The name of the software (Page 28)

Processes have not been established in the organization

Un-realistic deadline

Question No: 9 of 10 (Marks: 1) - Please choose one

Main characteristic of _____ model is risk analysis and management

Waterfall

RAD

Spiral [Click here for detail](#)

Incremental

Question No: 10 of 10 (Marks: 1) - Please choose one

In _____, there is both vertical and horizontal communication.

Controlled decentralized (CD) Page 32

Democratic decentralized (DD)

Controlled centralized (CC)

Synchronous paradigm (SP)

Question No: 1 of 10 (Marks: 1) - Please choose one

The prevention of defects being injected into the software can help in decreasing the cost of software.

a) True

b) False

Question No: 2 of 10 (Marks: 1) - Please choose one

In the software development life cycle, soon the defect is detected will results in

a) increase in cost of software

b) decrease in software cost

c) both a and b are correct

Question No: 3 of 10 (Marks: 1) - Please choose one

_____ testing verifies the correct implementation of internal units, structures and relationship among them.

Muhammad Moaaz Siddiq – MCS(4th)

Moaaz.pk@gmail.com

**Campus:- Institute of E-Learning & Modern Studies
(IEMS) Samundari**

- a) Black box
- b) **White box** [click here for details](#)
- c) Gray box

Question No: 4 of 10 (Marks: 1) - Please choose one

1.14) Testing and Software Quality Assurance activities are exactly similar activities with different names

- a) True
- b) **False (Page 69)**

اپنی مرضی اور اللہ کی مرضی میں فرق کا نام غم ہے
اس سے پہلے کہ تمہیں شہوتِ فتنے میں ڈالے نکاح کر لو
وہ لوگ مبارک ہیں جو الفاظ سے نصیحت نہیں کرتے بلکہ عمل سے کرتے ہیں

Cs-605 Important Mid Term
Mcq's Solution 100% Correct :
Solve By Vu-Topper RM!!

وَتَعَزَّ مِنْ تَشَاءٍ وَتَذَلُّ مِنْ تَشَاءٍ



PROFESSIONAL ONLINE ACADEMY



**NOTHING IS
IMPOSSIBLE**

All Paid Services

- ❖ LMS Handling
- ❖ Important Notes
- ❖ Online Classes
- ❖ Projects
- ❖ Assignments
- ❖ Quiz
- ❖ GDB's

JOIN US NOW

For More Info
Contact us at:

Rizwan Manzoor

0322-4021365

Question No:1 (Marks:1) **Vu-Topper RM**
.....model is very sensitive to the risk.
Ans: Spiral **Page 21**

Question No:2 (Marks:1) **Vu-Topper RM**
If an employee number which appears twice in an ILF/EIF , count the
DET _____.
Ans: Only once **Page 45**

Question No:3 (Marks:1) **Vu-Topper RM**
_____is the ability to encourage people to create and feel
creative.
Ans: Innovation **Page 30**

Question No:4 (Marks:1) **Vu-Topper RM**
The primary difference between an internal logical file and an external
interface file is that _____is not maintained by the application
being counted.
Ans: EIF **Page 42**

Question No:5 (Marks:1) **Vu-Topper RM**
ILF is a ----- identifiable group of logically control
informations ----- the boundary of the application.
Ans: User,Maintain **Page 42**

Question No:6 (Marks:1) **Vu-Topper RM**
lifecycle models appreciate the need for iteration within and between
phases.
Ans: Object-oriented **Page 23**

Question No:7 (Marks:1) **Vu-Topper RM**
Effective software project management focuses on the four P's: These
are...
Ans: People.Product,Process,Project **Page 29**

For More Help Vu-Topper RM Contact What's app 03224021365

Question No:8 (Marks:1) **Vu-Topper RM**
Continuous process improvement is enabled by _____ feedback
from the _____.
Qualitative, Process **Page 12**

Question No:9 (Marks:1) **Vu-Topper RM**
Caper Jones divided software related activities into _____
different categories.
Ans: 25 **Page 7**

Question No:10 (Marks:1) **Vu-Topper RM**
Capability maturity model (CMM) has _____ levels.
Ans: 5 **Page 12**

Question No:11 (Marks:1) **Vu-Topper RM**
Requirements are sometimes filled with defects, normally known as
_____ requirements.
Ans: Toxic requirements **Google**

Question No:12 (Marks:1) **Vu-Topper RM**
The major activity related to software construction are:
Ans: Requirement gathering, DD, Coding, Testing

Question No:13 (Marks:1) **Vu-Topper RM**
_____ help in finding the matrix to be stable or unstable
Control chart **page 75**
Directed Graph
Cyclic chart

Question No:14 (Marks:1) **Vu-Topper RM**
-----give you a better insight into the state of the process or product
Metrics **page 66**
Efficiency
Reliability
software Quality

For More Help Vu-Topper RM Contact What's app 03224021365

Question No:15 (Marks:1) **Vu-Topper RM**

Determination of theis a pre-requisite of all sorts of estimates, including, resources, time, and budget.

software scope **page80**

software Risk

software Quality

Question No:16 (Marks:1) **Vu-Topper RM**

We need to employ some statistical techniques and plot the result -----
----- . This is

known as statistical control techniques.

Graphically **page 74**

Automatically

Manually

Question No:17 (Marks:1) **Vu-Topper RM**

When more than one user interpret the same requirement in different ways then we can say that the requirements are

None of the given

Incomplete

Ambiguous

Question No:18 (Marks:1) **Vu-Topper RM**

The extent to which a program satisfies its specifications and fulfills the customer's mission objectives is

Integrity

Reliability

Correctness **page67**

Question No:19 (Marks:1) **Vu-Topper RM**

Metrics to assess the quality of the analysis models and the corresponding software specification were proposed

in 1993- 1999.

Ricardo in 1993

Davis in 1993 **page 71**

For More Help Vu-Topper RM Contact What's app 03224021365

Question No:20

(Marks:1)

Vu-Topper RM

Which statement is correct?

None of the given

The greater the dependency between the components the lesser is coupling

The lesser the dependency between the components the greater is coupling

The greater the dependency between the components the greater is coupling

Question No:21

(Marks:1)

Vu-Topper RM

Function/Test matrix is a type of

Interim Test report

Final test report

Project status report **page 126**

Question No:22

(Marks:1)

Vu-Topper RM

The most important objective of any engineering activity is to produce high quality product with limited resources and-----

Time **page 66**

Persons

Cost

Question No:23

(Marks:1)

Vu-Topper RM

Extent to which access to software or data by unauthorized persons can be controlled and called

None of given

Efficiency

Integrity **page 67**

Question No:24

(Marks:1)

Vu-Topper RM

The amount of computing resources required by a program to perform its function is _____

Efficiency **page 67**

Integrity

Reliability

For More Help Vu-Topper RM Contact What's app 03224021365

Question No:25 (Marks:1) **Vu-Topper RM**

_____ technique was initially developed for manufacturing processes in the 1920's by Walter Shewhart.

Upper Control Line

Control chart page 75

Question No:26 (Marks:1) **Vu-Topper RM**

Several entities are always created ----- and deleted together then this is a strong indication that they should be grouped into ----- logical file/files.

Together, Single page 48

Together, Multiple

Together, Double

Question No:27 (Marks:1) **Vu-Topper RM**

In measuring Software Process Quality by using control charts, if the gap between the defects reported and defects fixed is increasing, then it means

The product is in unstable condition. Page 78

The product is ready for shipment

The product is in stable condition.

Question No:28 (Marks:1) **Vu-Topper RM**

This chart is then used to develop the individual control chart is called statistical control techniques.

Yes page 77

No

Question No:29 (Marks:1) **Vu-Topper RM**

A _____ entity is the one which have any ----- in the problem domain without some other entity.

Strong, Role

All of the given

None of the Given P # 47

For More Help Vu-Topper RM Contact What's app 03224021365

Question No:30 (Marks:1) **Vu-Topper RM**

_____ is a pre-requisite of all sorts of estimates, including, resources, time, and budget.

Software scope

software Risk

software Quality

Question No:31 (Marks:1) **Vu-Topper RM**

ILF is a ----- identifiable group of logically control information's ----- the boundary of the application.

user, within

user, without

All of the given

Question No:32 (Marks:1) **Vu-Topper RM**

_____ teams generate more and better solutions than individuals and are most useful for complex problems

Select correct option:

Decentralized

Centralized

Question No:33 (Marks:1) **Vu-Topper RM**

_____ model is adopted by Microsoft:

RAD

Build and Fix

Synchronize and Stabilize

Question No:34 (Marks:1) **Vu-Topper RM**

In __ there is both vertical and horizontal communication.

Controlled decentralized

Democratic decentralized

Controlled centralized

For More Help Vu-Topper RM Contact What's app 03224021365

Question No:35 (Marks:1) **Vu-Topper RM**

The __ model is used to overcome issues related to understanding and capturing of user requirements.

Rapid Prototyping

Water fall

Build and Fix

Question No:36 (Marks:1) **Vu-Topper RM**

The__ dimension in rational unified process model represents the dynamic aspect of the process.

Horizontal

Angular

Vertical

Question No:37 (Marks:1) **Vu-Topper RM**

Rapid application development is another form of-----

Incremental model

Prototyping model

Linear Sequential model

Question No:38 (Marks:1) **Vu-Topper RM**

Vision phase in a software process focuses on _____.

What

Why

How

Question No:39 (Marks:1) **Vu-Topper RM**

If requirements are uncertain, _____ model will be a suitable option.

Incremental

RAD

Waterfall

Question No:40 (Marks:1) **Vu-Topper RM**

In Capability Maturity Model (CMM), _____ performs optimization.

level 1

level 2

level 5

For More Help Vu-Topper RM Contact What's app 03224021365

Question No:41

(Marks:1)

Vu-Topper RM

Software has very close relationship with-----

Biology

Chemistry

Economics

Question No:42

(Marks:1)

Vu-Topper RM

_____ is the ability to encourage technical people to produce to their best.

Motivation

Innovation

Creation

Question No:43

(Marks:1)

Vu-Topper RM

_____ dimension of Spiral model represents the cumulative cost to date

Radial

Angular

Circular

Question No:44

(Marks:1)

Vu-Topper RM

_____ model is a haphazard type of software development activity.

Incremental

Prototyping

Build and Fix

Question No:45

(Marks:1)

Vu-Topper RM

Caper Jones divided software related activities into _____ different categories.

35

40

25

For More Help Vu-Topper RM Contact What's app 03224021365

Question No:46 (Marks:1) **Vu-Topper RM**

In _____ model user feedback is received very quickly because product is delivered in small versions.

waterfall

spiral

incremental

Question No:47 (Marks:1) **Vu-Topper RM**

_____ can be a reason of project failure.

Realistic deadline

Requirement

Miscommunication

Question No:48 (Marks:1) **Vu-Topper RM**

-----deadline is one of the reasons of project failure.

Achievable

Feasible

Unrealistic

Question No:49 (Marks:1) **Vu-Topper RM**

In Rational Unified Process (RUP) horizontal dimension represents the ----- aspect of the process.

dynamic

static

linear

Question No:50 (Marks:1) **Vu-Topper RM**

_____ approach is better for the team spirits point of view.

Controlled Decentralized

Controlled Centralized

Democratic Decentralized

Question No:51 (Marks:1) **Vu-Topper RM**

The primary difference between an internal logical file and external interface file is that ___ is not maintained by the application being counted.

RET

DET

EIF

For More Help Vu-Topper RM Contact What's app 03224021365

Question No:52 (Marks:1) **Vu-Topper RM**

If a software developer is going to develop software for a nuclear reactor which factor(s) will be more important?

performance

reliability

both performance and reliability

Question No:53 (Marks:1) **Vu-Topper RM**

___ deadline is one of the reasons for project failure.

Achievable

Feasible

Unrealistic

Question No:54 (Marks:1) **Vu-Topper RM**

LOC is heavily dependent on the ___.

No. of document pages

No. of objects

Programming style

Question No:55 (Marks:1) **Vu-Topper RM**

A ___ is a user identifiable group of logically related data or control information referenced by the application.

EIF

Object

ILF

Question No:56 (Marks:1) **Vu-Topper RM**

___ is the smallest unit of activity that is meaningful to the user(s).

Data

Elementary Process

ILF

Question No:57 (Marks:1) **Vu-Topper RM**

MOI model of leadership stands for

Motivation, Operationalize, Integration

Misunderstanding, Object, Ideas

Motivation, Organization, Innovation

For More Help Vu-Topper RM Contact What's app 03224021365

Question No:58 (Marks:1) **Vu-Topper RM**

Software ___ related individual software measures to provide a normalized view.

Measure

Metric

Plan

Question No:59 (Marks:1) **Vu-Topper RM**

ILF is a ___ identifiable group of logically control information ___ the boundary of the application.

user, within

user, without

user, along

Question No:60 (Marks:1) **Vu-Topper RM**

In Capability Maturity Model (CMM), _____ performs optimization.

level 1

level 2

level 5 **page 12**

Question No:61 (Marks:1) **Vu-Topper RM**

----- is an Object-Oriented model.

Spiral

Water fall

Incremental

Fountain **page 23**

Question No:62 (Marks:1) **Vu-Topper RM**

_____ dimension of Spiral model represents the cumulative cost to date

Radial **page 20**

Angular

horizontal

For More Help Vu-Topper RM Contact What's app 03224021365

Question No:63 (Marks:1) **Vu-Topper RM**
Build and fix model is good for _____ programs that do not require short , maintenance complex , QA **small, testing**

Question No:64 (Marks:1) **Vu-Topper RM**
Synchronize and Stabilize model is adopted by _____.
Apple Macintosh
Microsoft **page 19**
Sun Java System

Question No:65 (Marks:1) **Vu-Topper RM**
In _____ model user feedback is received very quickly because product is delivered in small versions.
waterfall
spiral
incremental **page 18**

Question No:66 (Marks:1) **Vu-Topper RM**
MOI model of leadership stands for
Motivation , Operationalize ,Integration
Misunderstanding , Object, Ideas
Motivation , Organization , Innovation **page 30**

Question No:67 (Marks:1) **Vu-Topper RM**
-----deadline is one of the reasons of project failure.
Achievable
Feasible
Unrealistic **page 29**
Realistic

Question No:68 (Marks:1) **Vu-Topper RM**
According to DeMarco a good team leader should have onlycharacteristics.
four **page 31**
five
three

Question No:69 (Marks:1) **Vu-Topper RM**
A mock up application is developed in _____ model to get user feedback.
Waterfall
Object orient
Rapid prototype page17

Question No:70 (Marks:1) **Vu-Topper RM**
Effective project management focuses on 4 P's. These are _____, and procedure, progress, public, practice
people, product, process, project page 29
performance, practice, people, progress

Question No:71 (Marks:1) **Vu-Topper RM**
After passing through all the stages of the software development when we deploy the new system at the user site that stage is called _____.
development
installation
status quo

Question No:72 (Marks:1) **Vu-Topper RM**
At Level-1 organizations follow _____processes.
ad hoc page 12
object oriented
complex

Question No:73 (Marks:1) **Vu-Topper RM**
Each process defines certain deliverables known as the _____.
work products
software
final product

Question No:74 (Marks:1) **Vu-Topper RM**
-----can be a reason of project failure.
Realistic deadline
Requirement
Miscommunication

For More Help Vu-Topper RM Contact What's app 03224021365

Question No:75 (Marks:1) **Vu-Topper RM**
Detect per function point is a _____
Metric

Question No:76 (Marks:1) **Vu-Topper RM**
In _____ there is both vertical and horizontal communication.
Controlled Decentralized

Question No:77 (Marks:1) **Vu-Topper RM**
_____ activity is performed throughout software production.
Quality assurance

Question No:78 (Marks:1) **Vu-Topper RM**
The conceptual interface between the 'internal' application and the
'external' user world is known as _____
Application boundary

Question No:79 (Marks:1) **Vu-Topper RM**
Software Project Planning is an activity carried out by the _____.
Project Manager

Question No:80 (Marks:1) **Vu-Topper RM**
_____ lifecycle models appreciate the need for iteration within and
between phases.
Object-Oriented

Question No:81 (Marks:1) **Vu-Topper RM**
The important feature of extreme programming is the concept of _____
Pair programming

Question No:82 (Marks:1) **Vu-Topper RM**
Extent to which access to software or data by unauthorized persons can
be controlled, called _____
Integrity

Question No:83 (Marks:1) **Vu-Topper RM**
_____ can be the reason of project failure.
Miscommunication

For More Help Vu-Topper RM Contact What's app 03224021365

Question No:84 (Marks:1) **Vu-Topper RM**

A _____ provides a quantitative value of some attribute of a process or a product.

Measure

Question No:85 (Marks:1) **Vu-Topper RM**

Software _____ relates individual software measures to provide a normalized view.

Metric

Question No:86 (Marks:1) **Vu-Topper RM**

_____ is fundamental for providing mechanisms for objective evaluation of any process or activity.

Measurement

Question No:87 (Marks:1) **Vu-Topper RM**

The amount of “computing resources” required by a program to perform its function is called_____.

Efficiency

Question No:88 (Marks:1) **Vu-Topper RM**

A _____ provides a quantitative value of some attribute of a process or a product.

Measure

Question No:89 (Marks:1) **Vu-Topper RM**

Effort required to test a program to ensure that it performs its intended function _____.

Testability

Question No:90 (Marks:1) **Vu-Topper RM**

A system is considered to be a legacy system if it has been in operation for _____ years. A legacy system has many components.

Many

For More Help Vu-Topper RM Contact What's app 03224021365

Question No:91 (Marks:1) **Vu-Topper RM**

The amount of “computing resources”, required by a program to perform its function is _____.

Efficiency

Question No:92 (Marks:1) **Vu-Topper RM**

If an error related to requirements is identified in testing phase, this error will be considered as an error of _____ phase.

Requirements

Question No:93 (Marks:1) **Vu-Topper RM**

_____ is one of the techniques used during severe deadline pressure.

Time Boxing

Question No:94 (Marks:1) **Vu-Topper RM**

CPM stands for:

Critical Path Model

Question No:95 (Marks:1) **Vu-Topper RM**

SQA is an umbrella activity in which following activities are performed EXCEPT

Inspection

Question No:96 (Marks:1) **Vu-Topper RM**

BCWS stands for:

Budgeted Cost of Work Schedule

Question No:97 (Marks:1) **Vu-Topper RM**

_____ technique was initially developed for manufacturing processes in the 1920's by Walter Shewart.

Control Chart

Question No:98 (Marks:1) **Vu-Topper RM**

The extent to which a program can be reused in other applications is called _____

Reusability

For More Help Vu-Topper RM Contact What's app 03224021365

Question No:99 (Marks:1) **Vu-Topper RM**
Effort required to couple one system to another
Interoperability

Question No:100 (Marks:1) **Vu-Topper RM**
Effort required to modify an operational program
Flexibility

Question No:101 (Marks:1) **Vu-Topper RM**
The amount of computing resources required by a program to perform its function
Efficiency

Question No:102 (Marks:1) **Vu-Topper RM**
Earned Value Analysis (EVA) is a _____ technique for assessing the progress of a project.
Quantitative

Question No:103 (Marks:1) **Vu-Topper RM**
Detect per function point is a _____
Metric

Question No:104 (Marks:1) **Vu-Topper RM**
Hardware/software tools. People and reusable software components are considered as _____ for an organization.
Resources

Question No:105 (Marks:1) **Vu-Topper RM**
A process model defines a task set which comprises of SE work task, milestone and _____
Deliverables

Question No:106 (Marks:1) **Vu-Topper RM**
Estimation of the _____ is a prerequisite of all sorts of estimate, including, resources, time, and budget.
Software scope

For More Help Vu-Topper RM Contact What's app 03224021365

Question No:107 (Marks:1) **Vu-Topper RM**

_____ is the ability to encourage the people to create and feel creative.

Innovation

Question No:108 (Marks:1) **Vu-Topper RM**

We need to employ some statistical techniques and plot the results_____. These are known as statistical control techniques.

Graphically

Question No:109 (Marks:1) **Vu-Topper RM**

Files are the logical files that are the customer understands and must be maintained by the system.

Internal

Question No:110 (Marks:1) **Vu-Topper RM**

_____ lifecycle models appreciate the need for iteration within and between phases.

Object-Oriented

Question No:111 (Marks:1) **Vu-Topper RM**

Capability maturity model (CMM) is used to judge the_____level of an organization.

Maturity

For More Help Vu-Topper RM Contact What's app 03224021365

DOWNLOAD MIDTERM

PAST PAPERS BY WAQAR SIDDHU

More in PDF From

VU Answer

Get All Solutions.

If a company is at CMM level 3 then it implicitly means that it is performing all the KPAs of

Answer (Please select your correct option)

Level 1

Level 2 and Level 3

Level 3 alone

Level 1 and level 3



_____ is a document driven model because a set of documents is produced at each level of the model.

Answer (Please select your correct option)

Waterfall model

Correct answer solve by hadi

More detail: usmanraj20@gmail.com

Rapid Prototyping Model

Incremental Model

None of the given

Made By: Waqar Siddhu



_____ is the first stage of waterfall lifecycle model

Answer (Please select your correct option)

Requirement definition

Correct answer solve by hadi
More detail: usmanraj20@gmail.com

Operation

Unit testing

Implementation

Made By: Waqar Siddhu

Which of the following questions is not addressed when the W5HH principle is applied ?

Answer (Please select your correct option)

What will be done by whom ?

Correct answer solve by hadi
More detail: usmanraj20@gmail.com
0322-8043306

Why is the system being developed ?

Where are they organizationally located ?

How much of each resource is required ?

The extent to which a program satisfies its specification and fulfills the customer's mission objectives is said to be achieving the:

Answer (Please select your correct option)

Usability

Efficiency

Reliability

Correctness

Correct answer solve by hadi
More detail: usmanraj20@gmail.com

Made By: Waqar Siddhu

MTTC is the abbreviation of :

Answer (Please select your correct option)

Measured time to change

Mean time to collaborate

Mean time to change

Measure time to cope

Correct answer solve by hadi
More detail: usmanraj20@gmail.com

Made By: Waqar Siddhu

Although there are many different models developed by different researchers for estimation, all of them share which one of the following basic structure

Answer (Please select your correct option)

$E = 3.2 (KLOC)^{1.05}$

$E = A + B * (ev)C$

$E = [LOC * B0.333/P] * (1/4)$

None of the given

Correct answer solve by hadi
More detail: usmanraj20@gmail.com

Risk Analysis and management involves addressing the following concerns **except**:

Answer (Please select your correct option)

What change might cause the risk to strike ?

Correct answer solve by hadi
More detail: usmanraj20@gmail.com

What thing may go wrong in future ?

What can happen if the web interface of the company's website will change ?

What is the nature of software domain ?

Made By: Waqar Siddhu

Which of the following is not one of the characteristics to describe a KPA?

Answer (Please select your correct option)

Resources

Correct answer solve by hadi
More detail: usmanraj20@gmail.com
0322-8043306

Goals

Activities

Commitments

Which one of the following is NOT an object oriented life cycle model?

Answer (Please select your correct option)

Extreme Programming

Fountain Model

Rational Unified Process (RUP) model

Rapid Application Development Model

Correct answer solve by hadi
More detail: usmanraj20@gmail.com

Made By: Waqar Siddhu

Project management is _____ intensive activity

Answer (Please select your correct option)

People

Correct answer solve by hadi
More detail: usmanraj20@gmail.com

Product

Process

Resource

Made By: Waqar Siddhu



_____ is NOT one of the generic structural paradigms proposed by Constantine.

Answer (Please select your correct option)

Closed paradigm

Random paradigm

Hybrid paradigm

Synchronous paradigm

Correct answer solve by hadi
More detail: usmanraj20@gmail.com
0322-8043306

Made By: Waqar Siddhu

An _____ is the smallest unit of activity that is meaningful to the user(s) is called

Answer (Please select your correct option)

Function point

Elementary process

Adjustment factor

Data count

Correct answer solve by hadi
More detail: usmanraj20@gmail.com
0322-8043306

Made By: Waqar Siddhu

The degree to which software performs its function is called _____.

Answer (Please select your correct option)

Maintainability

Correctness

Integrity

Interoperability

Correct answer solve by hadi
More detail: usmanraj20@gmail.com
0322-8043306

Made By: Waqar Siddhu

A system for which the physical or intellectual skills required to learn the system are low, is called highly _____ system

Answer (Please select your correct option)

Available

Usable

Maintainable

Flexible

page: 69

Correct answer solve by hadi
More detail: usmanraj20@gmail.com
0322-8043306

Made By: Waqar Siddhu

Risk mitigation involves

Answer (Please select your correct option)

Reducing the impact of risk

Check book ... page 89

Reducing the risk management plan

Correct answer solve by hadi
More detail: usmanraj20@gmail.com
0322-8043306

Redesigning the contingency plan

Performing the risk analysis again

Made By: Waqar Siddhu



_____ distributes estimated effort across the planned project duration by allocating the effort to specific software engineering tasks.

Answer (Please select your correct option)

Project tracking

Project compartmentalization

Project scheduling

Project Estimation

page : 92 handouts

Correct answer solve by hadi

More detail: usmanraj20@gmail.com

0322-8043306

Made By: Waqar Siddhu

A schedule developed at early stages of project planning is called:

Answer (Please select your correct option)

Macroscopic

page : 92

Correct answer solve by hadi
More detail: usmanraj20@gmail.com
0322-8043306

Beta

Visionary

Concrete

Made By: Waqar Siddhu

For a project, if value of TSS is 0.9, then the degree of rigor for this project will be:

Answer (Please select your correct option)

Strict

Structured

Casual

Strict or Structured

Correct answer solve by hadi
More detail: usmanraj20@gmail.com
0322-8043306

Made By: Waqar Siddhu

In context of function point analysis, EI stands for _____.

Answer (Please select your correct option)

Export input

Expert input

External inline

External input

Correct answer solve by hadi
More detail: usmanraj20@gmail.com
0322-8043306

Made By: Waqar Siddhu

In original _____ there was no provision of feedback concept and you can not go back to any previous stage.

Answer (Please select your correct option)

Waterfall model

Correct answer solve by hadi
More detail: usmanraj20@gmail.com
0322-8043306

RAD

Spiral

Incremental

Made By: Waqar Siddhu



_____ is the first stage of waterfall lifecycle model

Answer (Please select your correct option)

Requirement definition

Operation

Unit testing

Implementation

Correct answer solve by hadi
More detail: usmanraj20@gmail.com
0322-8043306

Made By: Waqar Siddhu

The incremental model of software development is

Answer (Please select your correct option)

A reasonable approach when requirements are well defined.

A good approach when a working core product is required quickly.

The best approach to use for projects with large development teams and risky projects.

A revolutionary model that is not used for commercial products.

Correct answer solve by hadi
More detail: usmanraj20@gmail.com
0322-8043306

Made By: Waqar Siddhu

Which statement is correct?

Answer (Please select your correct option)

The greater the dependency between the components the greater is coupling

Correct answer solve by hadi
More detail: usmanraj20@gmail.com
0322-8043306

The lesser the dependency between the components the greater is coupling

The greater the dependency between the components the lesser is coupling

None of the given

Which of the following formula is used to calculate the exposure for each risk ?

Answer (Please select your correct option)

RE = Probability of the risk + Cost

RE = Probability of the risk x Cost

RE = Probability of the risk ^ Cost

None of the given choices

PAGE : 88

Correct answer solve by hadi
More detail: usmanraj20@gmail.com
0322-8043306

Made By: Waqar Siddhu

In _____ a team is structured along a traditional hierarchy of authority.

Answer (Please select your correct option)

Random paradigm

Open paradigm

Closed paradigm

Synchronous paradigm

Correct answer solve by hadi
More detail: usmanraj20@gmail.com
0322-8043306

Made By: Waqar Siddhu

In _____ a team is structured loosely and depends on individual initiative of the team members.

Answer (Please select your correct option)

Synchronous paradigm

Open paradigm

Random paradigm

Closed paradigm

Correct answer solve by hadi
More detail: usmanraj20@gmail.com
0322-8043306

Made By: Waqar Siddhu

An _____ is a user identifiable group of logically related data or control information maintained within the boundary of the application.

Answer (Please select your correct option)

Internal logical file (ILF)

Correct answer solve by hadi
More detail: usmanraj20@gmail.com
0322-8043306

External Interface file (EIF)

External input

External Query

The first published model of software development process was:

Answer (Please select your correct option)

Waterfall Model

Correct answer solve by hadi
More detail: usmanraj20@gmail.com
0322-8043306

Incremental Model

RAD Model

Spiral Model

Made By: Waqar Siddhu

"Synchronize and Stabilize Model" has been adopted by:

Answer (Please select your correct option)

Microsoft

Correct answer solve by hadi
More detail: usmanraj20@gmail.com
0322-8043306

IBM

Oracle Corporation

Sun Microsystems

Made By: Waqar Siddhu

Project management is _____ intensive activity

Answer (Please select your correct option)

People

Correct answer solve by hadi
More detail: usmanraj20@gmail.com
0322-8043306

Product

Process

Resource

Made By: Waqar Siddhu

An _____ is the smallest unit of activity that is meaningful to the user(s) is called

Answer (Please select your correct option)

Function point

Elementary process

Adjustment factor

Data count

Correct answer solve by hadi
More detail: usmanraj20@gmail.com
0322-8043306

Made By: Waqar Siddhu

Which of the following is one of the mechanisms to measure the size of the software?

Answer (Please select your correct option)

Number of Comments

Function points

Mean time to failure

Error index value

Correct answer solve by hadi
More detail: usmanraj20@gmail.com
0322-8043306

Software project management primarily deals with metrics related to:

Answer (Please select your correct option)

Development process

Defects

Availability

Productivity and quality

Correct answer solve by hadi
More detail: usmanraj20@gmail.com
0322-8043306

Made By: Waqar Siddhu

In context of individual control charts, if a single metrics value lies outside UNPL, it means that process is:

Answer (Please select your correct option)

Within the control

Out of the control

Normalized

Not normalized

Correct answer solve by hadi
More detail: usmanraj20@gmail.com
0322-8043306

Made By: Waqar Siddhu



_____ distributes estimated effort across the planned project duration by allocating the effort to specific software engineering tasks

Answer (Please select your correct option)



Project tracking



Project compartmentalization



Project scheduling



Project Estimation

Correct answer solve by hadi

More detail: usmanraj20@gmail.com

0322-8043306

Made By: Waqar Siddhu

In context of degree of rigor, TSS stands for:

Answer (Please select your correct option)

Task set selector

Correct answer solve by hadi
More detail: usmanraj20@gmail.com
0322-8043306

Tasks set in schedule

Time set selector

Time set in schedule

Made By: Waqar Siddhu

When more than one users interpret the same requirement in different ways then we can say that the requirement is:

Answer (Please select your correct option)

Unambiguous

Incomplete

Incorrect

Ambiguous

Correct answer solve by hadi
More detail: usmanraj20@gmail.com
0322-8043306

Made By: Waqar Siddhu

Degree of uncertainty that the product will meet its requirements and be fit for its intended use is:

Answer (Please select your correct option)

Resource risk

Cost risk

Schedule risk

Performance risk

Correct answer solve by hadi
More detail: usmanraj20@gmail.com
0322-8043306

Made By: Waqar Siddhu

Software project scheduling is an activity that distributes estimated effort across the planned project duration by allocating the ----- to specific software engineering tasks.

Answer (Please select your correct option)

Effort

Correct answer solve by hadi
More detail: usmanraj20@gmail.com
0322-8043306

Budget

Space

Resources

If a company is at CMM level 3 then it implicitly means that it is performing all the KPAs of

Answer (Please select your correct option)

Level 1

Level 2 and Level 3

Level 3 alone

Level 1 and level 3

The rapid application development model is

Answer (Please select your correct option)

Another name for component-based development.

A useful approach when a customer cannot define requirements clearly

A high speed adaptation of the linear sequential model.

All of the given

Correct answer solve by hadi
More detail: usmanraj20@gmail.com
0322-8043306

Made By: Waqar Siddhu

Which of the following formula is used to calculate the exposure for each risk ?

Answer (Please select your correct option)

RE = Probability of the risk + Cost

RE = Probability of the risk x Cost

RE = Probability of the risk ^ Cost

None of the given choices

Correct answer solve by hadi
More detail: usmanraj20@gmail.com
0322-8043306

In _____ a team is structured loosely and depends on individual initiative of the team members.

Answer (Please select your correct option)

Synchronous paradigm

Open paradigm

Random paradigm

Closed paradigm

Correct answer solve by hadi
More detail: usmanraj20@gmail.com
0322-8043306

Made By: Waqar Siddhu

If an experienced user has to take an extensive training of software before use and he/she still finds difficulty to use it, we can say there may be issues related to the

Answer (Please select your correct option)

Usability

Correct answer solve by hadi
More detail: usmanraj20@gmail.com
0322-8043306

Portability

Correctness

Reliability

Made By: Waqar Siddhu

Defect Removal Efficiency (DRE) can be measured by _____ where **E** is **Errors found delivery** and **D** is **error found after delivery** (typically within the first year of operation):

Answer (Please select your correct option)

$DRE = E / (E + D)$

Correct answer solve by hadi
More detail: usmanraj20@gmail.com
0322-8043306

$DRE = E - (E + D)$

$DRE = E * (E + D)$

None of the given

After building the Decision Tree, following formula is used to find the expected cost for an option is :

Answer (Please select your correct option)

Expected Cost = $\sum(\text{path probability})_i * (\text{estimated path cost})$

Correct answer solve by hadi
More detail: usmanraj20@gmail.com
0322-8043306

Expected Cost = $\sum(\text{path probability})_i / (\text{estimated path cost})$

Expected Cost = $(\text{path probability})_i + (\text{estimated path cost})$

Expected Cost = $\sum(\text{path probability})_i - (\text{estimated path cost})$

In which stage of software development loop, we try to find the solution of the problem on technical grounds and base our actual implementation on it.

Answer (Please select your correct option)

Implementation

Testing

Technical Development

Technical Design

Correct answer solve by hadi
More detail: usmanraj20@gmail.com
0322-8043306

Made By: Waqar Siddhu

The Software Engineering Institute (SEI) has developed a framework to measure the process maturity of software organizations. This framework is known as _____

Answer (Please select your correct option)

Software engineering framework

Software life cycle model

Capability maturity model

Process engineering framework

Correct answer solve by hadi
More detail: usmanraj20@gmail.com
0322-8043306

Made By: Waqar Siddhu

Which of the following is not one of the characteristics to describe a KPA?

Answer (Please select your correct option)

Resources

Correct answer solve by hadi
More detail: usmanraj20@gmail.com
0322-8043306

Goals

Activities

Commitments

Made By: Waqar Siddhu

According to Kraul and Steeter, "Email" is an example of _____ project coordination technique.

email are
electronic mail

Answer (Please select your correct option)

Formal, impersonal

Formal, interpersonal

Electronic communication

Interpersonal networking

Correct answer solve by hadi
More detail: usmanraj20@gmail.com
0322-8043306

Made By: Waqar Siddhu

Which of the following is NOT one of the 5 steps defined by Reel to improve the chances of success?

Answer (Please select your correct option)

Start on the right foot

Maintain momentum

Make smart decisions

Optimize Product

Correct answer solve by hadi
More detail: usmanraj20@gmail.com
0322-8043306

Made By: Waqar Siddhu

An _____ is the smallest unit of activity that is meaningful to the user(s) is called

Answer (Please select your correct option)

Function point

Elementary process

Adjustment factor

Data count

Correct answer solve by hadi
More detail: usmanraj20@gmail.com
0322-8043306

Made By: Waqar Siddhu

Software project management primarily deals with metrics related to:

Answer (Please select your correct option)

Development process

Defects

Availability

Productivity and quality

Correct answer solve by hadi
More detail: usmanraj20@gmail.com
0322-8043306

Made By: Waqar Siddhu

A system for which the physical or intellectual skills required to learn the system are low, is called highly ____ system

Answer (Please select your correct option)

Available

Usable

Mantainable

Flexible

Correct answer solve by hadi
More detail: usmanraj20@gmail.com
0322-8043306

Made By: Waqar Siddhu

In context of function point analysis, EQ stands for:

Answer (Please select your correct option)

External Quotation

External Inquiry

External Quality

External Interface

page : 49 handouts

Correct answer solve by hadi
More detail: usmanraj20@gmail.com
0322-8043306

Made By: Waqar Siddhu

Degree of uncertainty that the product will meet its requirements and be fit for its intended use is called _____

Answer (Please select your correct option)

Performance risk

Correct answer solve by hadi
More detail: usmanraj20@gmail.com
0322-8043306

Cost risk

Support risk

Schedule risk

Made By: Waqar Siddhu

A schedule developed at early stages of project planning is called:

Answer (Please select your correct option)

Macroscopic

Correct answer solve by hadi
More detail: usmanraj20@gmail.com
0322-8043306

Beta

Visionary

Concrete

Made By: Waqar Siddhu

For a project, if value of TSS is 0.9, then the degree of rigor for this project will be:

Answer (Please select your correct option)

Strict

Structured

Casual

Strict or Structured

Correct answer solve by hadi
More detail: usmanraj20@gmail.com
0322-8043306

Made By: Waqar Siddhu

In context of function point analysis, EI stands for _____

Answer (Please select your correct option)

Export input

Expert input

External inline

External input

Correct answer solve by hadi
More detail: usmanraj20@gmail.com
0322-8043306

Made By: Waqar Siddhu

Evolutionary software process models

Choices:

do not generally produce throw away systems

All of the given

can easily accommodate product requirements changes

are iterative in nature

_____ is a team organization where there is no permanent leader and task coordinators are appointed for short duration. Decisions on problems and approach are made by group consensus and communication among team is horizontal.

Choices:

Democratic decentralized (DD)



Controlled decentralized (CD)

Synchronous paradigm (SP)

Controlled centralized (CC)

The extent to which a program satisfies its specification and fulfills the customer's mission objectives is said to be achieving the:

Choices: Usability Efficiency Reliability Correctness

If an experienced user has to take an extensive training of software before use and he/she still finds difficulty to use it, we can say there may be issues related to the

Choices:

 Usability Portability Correctness Reliability

MTTC is the abbreviation of :

Choices:

Measured time to change

Mean time to collaborate

Mean time to change

Measure time to cope

Spiral Model was first proposed by:

Choices:

McCabe

Barry Boehm



Robert Cazeman

William Smith

Barry Boehm has suggested a systematic approach (comprising of 7 questions) to project management. It is known as:

Choices:

 WSHH WHH5 WHH7 W7HH

An _____ is the smallest unit of activity that is meaningful to the user(s) is called

Choices:

Function point

Elementary process

Adjustment factor

Data count



Software project management primarily deals with metrics related to:

Choices:

Development process

Defects


Availability

Productivity and quality



In order to use the data for estimation and drawing conclusions, it must be _____

Choices:

 Filtered Base-lined  Stabilized Processed

In context of individual control charts, if a single metrics value lies outside UNPL, it means that process is:

Choices:

Within the control

Out of the control



Normalized

Not normalized

In context of function point analysis, EQ stands for:

Choices:

External Quotation

External Inquiry

External Quality

External Interface



The purpose of the feasibility analysis is to determine

Choices:

Can we use the available state-of-the-art?

Can we implement the given standards?

Can we meet the design constraints?

Can we build software to meet the scope?



When more than one users interpret the same requirement in different ways then we can say that the requirement is:

Choices:

 Unambiguous Incomplete Incorrect Ambiguous

Which of the following questions is not addressed when the W5HH principle is applied ?

Choices:

What will be done by whom ?



Why is the system being developed ?

Where are they organizationally located ?

How much of each resource is required ?

Which of the following are advantages of using LOC (lines of code) as a size oriented metric?

Choices:

LOC is easily computed.

LOC is a language dependent measure.

LOC is a language independent measure.

LOC can be computed before a design is completed.

Determination of the _____ is a pre-requisite of all sorts of estimates, including, resources, time, and budget.

Choices:

 software Quality software Risk software scope software Management


The most famous of empirical models is the COCOMO (COConstructive COSt MOdel). It also has many different versions. Which one is the simplest of these versions ?

Choices:

$E = A + B * (ev)^C$

$E = [LOC * B^{0.333}/P]^3 * (1/t^4)$

$E = A + B - (ev)^C$

$E = 3.2 (KLOC)^{1.05}$ 

A good metric system is the one which is _____

Choices:

Simple

Cheap

Adds a lot of value for the management

All of the given options



_____ is the ability to encourage technical people to produce to their best.

Choices:

Planning

Contingency

Motivation

Organization



Project management is ____ intensive activity.

Choices: People Product Process Resource

In order to plan and run a project successfully, a project manager needs NOT to worry about the following issue.

Choices: Product quality Cost estimation Company's name Risk assessment

The problem that threatens the success of a project but which has not yet happened is a

Choices: bug error fail risk

The most famous of empirical models is the COCOMO (CONstructive COst MOdel). It also has many different versions. Which one is the simplest of these versions ?

Choices:

$E = A + B * (ev)^C$

$E = [LOC * B^{0.333}/P]^3 * (1/t^4)$

$E = A + B - (ev)^C$

$E = 3.2 (KLOC)^{1.05}$



FP-based estimation techniques require problem decomposition based on

Choices:

information domain values

project schedule

software functions

process activities

Risk Analysis and management involves addressing the following concerns **except**:

Choices:

What change might cause the risk to strike ?

What thing may go wrong in future ?

What can happen if the web interface of the company's website will change ?

What is the nature of software domain ?

Which of the following is not a valid reason for measuring software processes, products, and resources?

Choices:

To characterize them

To evaluate them

To price them

To improve them

_____ is one of the reasons of the project failure.

Choices: Miscommunication Realistic deadline Complete requirement Feasible cost

In context of function point analysis, EI stands for _____

Choices:

Export input

Expert input

External inline

External input



In proactive risk management strategy, the main objective is to

Choices:

Avoid risk

Let the risk occur and then take corrective action

Categorize the risk

Normalize the risk

In context of individual control charts, if a single metrics value lies outside UNPL, it means that process is:

Choices:

Within the control



Out of the control



Normalized



Not normalized



A system for which the physical or intellectual skills required to learn the system are low, is called highly ____ system

Choices:

Available

Usable

Maintainable

Flexible

Which of the following is one of the mechanisms to measure the size of the software?

Choices:

Number of Comments

Function points

Mean time to failure

Error index value

Barry Boehm has suggested a systematic approach (comprising of 7 questions) to project management. It is known as:

Choices: W5HH WHH5 WHH7 W7HH

Software feasibility is based on which of the following :

Choices:

Technology, finance, time, resources.

Technical prowers of the developers.

Business and marketing concerns.

Scope, constraints, market.

In measuring Software Process Quality by using control charts, if the gap between the defects reported and defects fixed is increasing, then it means:

Choices:

The product is in unstable condition.

The product is in stable condition.

The product is ready for shipment.

None of the given.

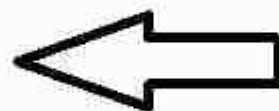
Integrity can be measured by the following formula

Choices:

Integrity = $(1 - \text{threat}) \times (1 - \text{security})$

Integrity = $\sum (1 + \text{threat}) + (1 - \text{security})$

Integrity = $\sum [(1 - \text{threat}) \times (1 - \text{security})]$



Integrity = $\sum (1 - \text{threat}) - (1 - \text{security})$

If an experienced user has to take an extensive training of software before use and he/she still finds difficulty to use it, we can say there may be issues related to the

Choices: Usability Portability Correctness Reliability

The extent to which a program satisfies its specification and fulfills the customer's mission objectives is said to be achieving the:

Choices: Usability Efficiency Reliability Correctness

The incremental model of software development is

Choices:

A reasonable approach when requirements are well defined.

A good approach when a working core product is required quickly.

The best approach to use for projects with large development teams and risky projects

A revolutionary model that is not used for commercial products

Evolutionary software process models

Choices:

do not generally produce throw away systems

All of the given

can easily accommodate product requirements changes

are iterative in nature

_____ is a team organization where there is no permanent leader and task coordinators are appointed for short duration. Decisions on problems and approach are made by group consensus and communication among team is horizontal.

Choices:

Democratic decentralized (DD)

Controlled decentralized (CD)

Synchronous paradigm (SP)

Controlled centralized (CC)

The extent to which a program satisfies its specification and fulfills the customer's mission objectives is said to be achieving the:

Choices: Usability Efficiency Reliability Correctness

If an experienced user has to take an extensive training of software before use and he/she still finds difficulty to use it, we can say there may be issues related to the

Choices:

 Usability Portability Correctness Reliability

MTTC is the abbreviation of :

Choices:

Measured time to change

Mean time to collaborate

Mean time to change

Measure time to cope

Spiral Model was first proposed by:

Choices:

McCabe

Barry Boehm

Robert Cazeman

William Smith

Barry Boehm has suggested a systematic approach (comprising of 7 questions) to project management. It is known as:

Choices:

 WSHH WHH5 WHH7 W7HH

An _____ is the smallest unit of activity that is meaningful to the user(s) is called

Choices:

Function point

Elementary process

Adjustment factor

Data count

Software project management primarily deals with metrics related to:

Choices:

Development process

Defects

Availability

Productivity and quality

In order to use the data for estimation and drawing conclusions, it must be _____

Choices: Filtered Base-lined Stabilized Processed

In context of individual control charts, if a single metrics value lies outside UNPL, it means that process is:

Choices: Within the control Out of the control Normalized Not normalized

In context of function point analysis, EQ stands for:

Choices:

External Quotation

External Inquiry

External Quality

External Interface

The purpose of the feasibility analysis is to determine

Choices:

Can we use the available state-of-the-art?

Can we implement the given standards?

Can we meet the design constraints?

Can we build software to meet the scope?

When more than one users interpret the same requirement in different ways then we can say that the requirement is:

Choices:

 Unambiguous Incomplete Incorrect Ambiguous

Which of the following questions is not addressed when the W5HH principle is applied ?

Choices:

What will be done by whom ?

Why is the system being developed ?

Where are they organizationally located ?

How much of each resource is required ?

Which of the following are advantages of using LOC (lines of code) as a size oriented metric?

Choices:

LOC is easily computed.

LOC is a language dependent measure.

LOC is a language independent measure.

LOC can be computed before a design is completed.

Determination of the _____ is a pre-requisite of all sorts of estimates, including, resources, time, and budget.

Choices:

 software Quality software Risk software scope software Management

The most famous of empirical models is the COCOMO (COConstructive COst Model). It also has many different versions. Which one is the simplest of these versions ?

Choices:

$E = A + B * (ev)^C$

$E = [LOC * B^{0.333}/P]^3 * (1/t^4)$

$E = A + B - (ev)^C$

$E = 3.2 (KLOC)^{1.05}$

A good metric system is the one which is _____

Choices: Simple Cheap Adds a lot of value for the management All of the given options

_____ is the ability to encourage technical people to produce to their best.

Choices: Planning Contingency Motivation Organization



CS605 Software Engineering-II
Solved Subjective
From Midterm Papers

16 May,2013

MC100401285

Moaaz.pk@gmail.com

Mc100401285@gmail.com

PSMD01

CS605 Software Engineering-II
Mid Term Fall 2012

1: why we need metrics? 2 marks

Answer:- (Page 66)

Metrics give you a better insight into the state of the process or product. These insights are not the problems but just the *indicators* of problems. A software engineers collects measures and develops metrics and indicators.

2: Degree of Rigor? 2 marks

Answer:- (Page 96)

To determine the set of tasks to be performed the type of the project and the degree of rigor required needs to be established. The degree of rigor can also be categorized as Casual, Structured, Strict, or Quick Reaction.

3: uses of control chart. 3 marks

Answer:- (Page 75)

We have to determine whether the trend is statistically valid or not. We also need to determine what changes are meaningful. A graphical technique known as control charts is used to determine this. Control charts are of two types: moving range control chart and individual control chart.

4: if the bugs are fix then what will effect on quality of software? 5 marks

Answer:- (Page 75)

Defect repair/maintenance is considered to be any activity that supports the release functionality specification and it may a fix for some bugs or some maintenance to enhance the performance of the application.

دنیا میں سب سے مشکل کام اپنی اصلاح اور سب سے آسان کام دوسروں پر نکتہ چینی کرنا ہے

Muhammad Moaaz Siddiq – MCS(4th)

Moaaz.pk@gmail.com

**Campus:- Institute of E-Learning & Modern Studies
(IEMS) Samundari**

CS605 Software Engineering-II Mid Term Fall 2012

2. Effort validation. 2

Answer:- (Page 93)

Every project has a defined number of staff members. As time allocation occurs, the project manager must ensure that no more than the allocated number of people has been scheduled at any given time.

3. do you think Flexibility and maintainability is same thing. tell reason. 3

Answer:- [Click here for detail](#)

No, these are not the same things because System flexibility describes the ease of expanding the product with new feature sets and capabilities. System maintainability, on the other hand, describes the ease of coding bug repairs and adding minor features. Both are determined by the architecture and techniques used to create the code and resulting quality of the code.

4. If spoilage is decreasing then what effect on maintainability. 3

Answer:- (Page 68)

A cost oriented metric used to assess maintainability is called Spoilage. It is defined as the cost to correct defects encountered after the software has been released to the users. Spoilage cost is plotted against the overall project cost as a function of time to determine whether the overall maintainability of software produced by the organization is improving.

CS605 Software Engineering-II Mid Term Fall 2012

Define "baseline data"?

Answer:- (Page 72)

In order to use the data for estimation and drawing conclusions, it must be base-lined. In the baseline, data from past projects is collected, cleaned, and put in a database. Such metrics baseline is used to reap benefits at the process, project, and product level.

خدا کے سوا کسی سے امید مت رکھو

Muhammad Moaz Siddiq – MCS(4th)

Moaaz.pk@gmail.com

**Campus:- Institute of E-Learning & Modern Studies
(IEMS) Samundari**

Differentiate between casual and structured rigor. 2 marks

Answer:- (Page 96)

• Casual

All process framework activities are applied, but only a minimum task set is required. It requires reduced umbrella tasks and reduced documentation. Basic principles of SE are however still followed.

• Structured

In this case a complete process framework is applied. Appropriate framework activities, related tasks, and umbrella activities (to ensure high quality) are also applied. SQA, SCM, documentation, and measurement are conducted in streamlined manner.

Can we guarantee 100% risk free software development i.e. can we develop a software without risk by following some software procedure? Comment it. 5 marks

Answer:- [Click here for detail](#)

Let's be clear: there's no such thing as risk free software. You can't do anything without taking some risk. But what's easy to overlook, is that not doing something is a risk, too.

Not fixing a bug runs the risk that its more serious than you thought; more prevalent than you thought; that it could happen to an important customer, someone in the press, or a highly valued customer – with real revenue risk. You run the risk that it collides with another, as yet unknown bug, potentially multiplying the pain.

Sometimes not releasing feels like the safest thing to do – but you're releasing software because you know something is wrong.

So what you gonna do? No business wants to accept risk, you have to mitigate it somehow. The simple, easy and wrong thing to do is to add more process. The braver decision, the right decision, is to make it easy to undo any mistakes.

Do you agree with the statement that ILFs and EIFs are both user identifiable group of data? Comment it. 3 marks

Answer:- (Page 42)

Yes, both are user identifiable group of logically related data. The primary intent of an ILF is to hold data maintained through one or more elementary processes of the application being counted. The primary intent of an EIF is to hold data referenced through one or more elementary processes within the boundary of the application counted. This means an EIF counted for an application must be in an ILF in another application.

Given the data, draw a moving range control chart in order to explain whether the process is stable or unstable? 5 marks

project:	1	2	3	4	5
Data:	4	3	1	3	5

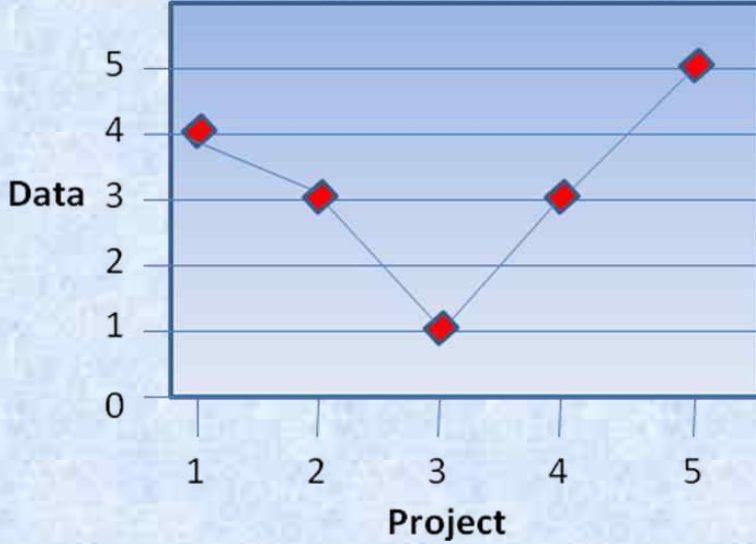
بری صحبت سے تنہائی بہتر ہے اور تنہائی سے نیک صحبت بہتر ہے

Muhammad Moaaz Siddiq – MCS(4th)

Moaaz.pk@gmail.com

**Campus:- Institute of E-Learning & Modern Studies
(IEMS) Samundari**

Answer:-



CS605 Software Engineering-II Mid Term Fall 2012

Question No 1:

What is meant by Risk Projection?

Answer:- (Page 88)

Risk projection is concerned with risk estimation. It attempts to rate risks in two ways: Likelihood and consequences. There are four risk project activities. These are:

- Establish a scale that reflects the perceived likelihood of risk
- Delineate the consequences
- Estimate impact
- Note the overall accuracy of risk projection

Question No 2:

Can we count a single logical file of both EIF and ILF for same application?

Answer:- [Click here for detail](#)

A logical file cannot be counted as both an ILF and EIF for the same application. If the data group satisfies both rules, count as an ILF.

اللہ کا خوف سب سے بڑی دانائی ہے

Muhammad Moaaz Siddiq – MCS(4th)

Moaaz.pk@gmail.com

Campus:- Institute of E-Learning & Modern Studies
(IEMS) Samundari

Question No 3:

Discuss the role of interdependency and time allocation to fulfill a realistic project schedule?

Answer:- (Page 92)

- Interdependency

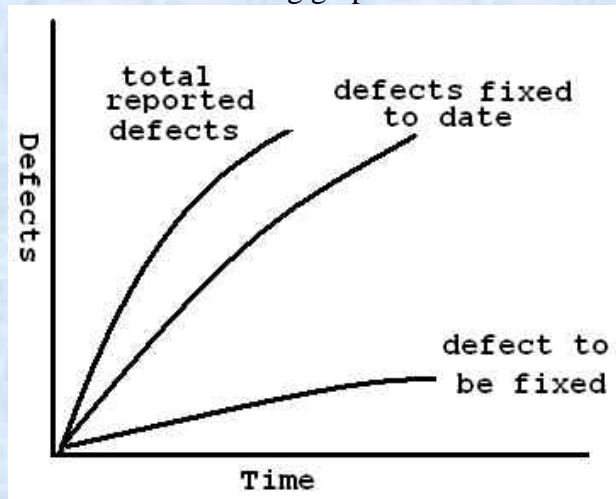
The interdependency of each compartmentalized activity or task must be determined. Some tasks must occur in sequence while others can occur in parallel. Some activities cannot commence until the work product produced by another is available.

- Time allocation

Each task to be scheduled must be allocated some number of work units (e.g. person-days of effort). In addition, each task must be assigned a start date and an end date which is a function of the interdependencies and number of resources.

Question No 4:

Consider the following graph?



See the graph and notify us product is stable or not

Answer:- (Page 78)

Product is in unstable condition as gap between the defects reported and defects fixed is increasing.

Question No 5:

$N_f = 25$, $N_{nf} = 5$ and $N_{ui} = 10$

Calculate the lack of ambiguity in the given requirement

Question No 6:

Discuss some of the factor that will consider when deciding about whether to develop the project from scratch or from 3rd party components (off the shelf software)

Answer:- [Click here for detail](#)

There are many factors to consider when deciding whether to use third party components in a project. It is essential to consider and try to quantify each of these for your own particular situation before making the build vs. buy choice. Only by doing so can you truly compare the total cost of ownership of each approach.

Muhammad Moaaz Siddiq – MCS(4th)

Moaaz.pk@gmail.com

**Campus:- Institute of E-Learning & Modern Studies
(IEMS) Samundari**

Developer costs

This is the cost of developer time to implement a certain set of functionality. For components you have the cost to evaluate the component and integrate it into an application. Generally speaking these costs will be much smaller than the cost to implement the functionality on your own.

Note: A major factor in the buy vs. build decision is often psychological rather than economic, where developers want to build features simply because it is more fun. Without a good economic analysis, this choice can raise costs to the point where a project fails completely.

Feature costs

When you build your own component, you can build it to implement the exact feature set you require. With third party components the component may lack a feature that leads to a reduction in the functionality of your application. This reduction in functionality may result in costs in the form of reduced sales, or competitive disadvantage.

On the other side, a component will often implement features you do not use. While these features have no direct costs, they do increase the overall cost of deploying the component because they demand additional time to learn and add complexity to the component.

Time to market costs

Deploying a third party component is dramatically faster than building your own. You should estimate the amount of time it would cost to develop the feature on your own and estimate the impact of the delay on the overall profitability of the project. In many cases this will turn out to be a major factor in the decision.

Product Costs

The actual cost of a third party component is typically an insignificant factor in the total cost of ownership of a component.

CS605 Software Engineering-II Mid Term Fall 2012

Define Compartmentalization with context of project schedule. (2)

Answer:- (Page 92)

The project must be compartmentalized into a number of manageable activities and tasks. To accomplish compartmentalization, both the product and process are decomposed.

ایماندار کو غصہ دیر سے آتا ہے اور جلدی دور ہو جاتا ہے

Muhammad Moaaz Siddiq – MCS(4th)

Moaaz.pk@gmail.com

**Campus:- Institute of E-Learning & Modern Studies
(IEMS) Samundari**

In order to assess the overall project risks, what questions need to be addressed? Give any five? (3)

Answer:- (Page 86)

In order to assess the overall project risks, the following questions need to be addressed:

- Have top software and customer managers formally committed to support the project?
- Are end-users committed to the project and the system/product to be built?
- Are requirements fully understood?
- Have customers been involved fully in requirement definition?
- Do end-users have realistic expectations?
- Does the software team have right mix of skills?
- Are project requirements stable?
- Does the project team have experience with the technology to be implemented?
- Is the number of people on the project team adequate to do the job?

Three External input counting rules (3)

Answer:- (Page 52)

- The data or control information is received from outside the application boundary.
- At least one ILF is maintained if the data entering the boundary is not control information that alters the behavior of the system.
- For the identified process, one of the following three statements must apply:
 - o Processing logic is unique from the processing logic performed by other external inputs for the application.
 - o The set of data elements identified is different from the sets identified for other external inputs for the application.
 - o The ILFs or EIFs referenced are different from the files referenced by other external inputs in the application.

CS605 Software Engineering-II Mid Term Spring 2012

1. Why software Engineers use measure? 2 marks

Answer:- (Page 66)

A good software engineer would adopt mechanisms to measure the quality of the analysis and design models, the source code, and the test cases.

At the project level, the primary focus is to measure errors and defects and derive relevant metrics such as requirement or design errors per function point, errors uncovered per review hour, errors per thousand lines of code.

زندگی میں کامیابی کا یہی راز ہے کہ پریشانیوں سے پریشان مت بنو

Muhammad Moaaz Siddiq – MCS(4th)

Moaaz.pk@gmail.com

**Campus:- Institute of E-Learning & Modern Studies
(IEMS) Samundari**

2. What do you mean by degree of rigor? 2 marks

Answer:- Rep

3. in order to assess overall project risks, which questions need to be asked (Any Five) ? 3 marks

Answer:- Rep

4. how can we develop individual control vu solutions dot com chart using moving range Control chart? 3 marks

5. Interdependency of each compartmentalized activity or task must b determined? If interdependency is not determined than what impact will be on overall project? 5 marks

Answer:- (Page 92)

The interdependency of each compartmentalized activity or task must be determined. Some tasks must occur in sequence while others can occur in parallel. Some activities cannot commence until the work product produced by another is available.

CS605 Software Engineering-II

Mid Term Spring 2012

Q1 baseline data : 2marks

Answer:- Rep

Q2 project projection: 2 marks

Answer:- (Page 88)

Risk Projection

Risk projection is concerned with risk estimation. It attempts to rate risks in two ways: Likelihood and consequences. There are four risk project activities. These are:

- Establish a scale that reflects the perceived likelihood of risk
- Delineate the consequences
- Estimate impact
- Note the overall accuracy of risk projection

Q4 How design of a software is measured quantitatively: 3 marks

Answer:- (Page 71)

The quality of the architectural design can be measured by measuring its complexity as shown below:

- Structural complexity $S = (f_{out})_2$
- Data complexity $D = v/(f_{out} + 1)$ • 'v' is the number of input and output variables
- System complexity $C = \Sigma (S_i + D_i)$

Muhammad Moaaz Siddiq – MCS(4th)

Moaaz.pk@gmail.com

Campus:- Institute of E-Learning & Moderen Studies
(IEMS) Samundari

CS605 Software Engineering-II

Mid Term Spring 2012

1) Difference b/w generic and product specific risks 2 marks

Answer:- (Page 86)

Generic risks are threats to every project whereas *Product specific risks* are specific to a particular project.

2) What is EIF? 2 marks

Answer:- (Page 42)

An external interface file (EIF) is a user identifiable group of logically related data or control information referenced by the application, but maintained within the boundary of another application.

3) Responsibilities of project manager 3 marks

Answer:- (Page 28)

In order to plan and run a project successfully, a project manager needs to worry about the following issues:

1. Product quality: what would be the acceptable quality level for this particular project and how could it be ensured?
2. Risk assessment: what would be the potential problems that could jeopardize the project and how could they be mitigated?
3. Measurement: how could the size, productivity, quality and other important factors be measured and benchmarked?
4. Cost estimation: how could cost of the project be estimated?
5. Project schedule: how could the schedule for the project be computed and estimated?
6. Customer communication: what kind of communication with the customer would be needed and how could it be established and maintained consistently?
7. Staffing: how many people with what kind of resources would be needed and how that requirement could be fulfilled?
8. Other resources: what other hardware and software resources would be needed for the project?
9. Project monitoring: how the progress of the project could be monitored?

4) Types of risks 3 marks

Answer:- (Page 86)

Each project is faced with many types of risks. These include:

- Project risks
 - Will impact schedule and cost
 - Includes budgetary, schedule, personnel, resource, customer, requirement problems

- Technical risks
 - Impact the quality, timelines, and cost
 - Implementation may become difficult or impossible
 - Includes design, implementation, interface, verification and maintenance problems
 - Leading edge technology
- Business risks
 - Marketability
 - Alignment with the overall business strategy
 - How to sell
 - Losing budget or personnel commitments

5) Give appropriate RETS for a situation 5 marks

In a human resource management an employee is

- Employee
- Permanent
- Contract
- Employee
- Married
- Single

اپنی مرضی اور اللہ کی مرضی میں فرق کا نام غم ہے
اس سے پہلے کہ تمہیں شہوتِ فتنے میں ڈالے نکاح کر لو
وہ لوگ مبارک ہیں جو الفاظ سے نصیحت نہیں کرتے بلکہ عمل سے کرتے ہیں

Muhammad Moaaz Siddiq – MCS(4th)

Moaaz.pk@gmail.com

Campus:- Institute of E-Learning & Modern Studies
(IEMS) Samundari

DOWNLOAD MIDTERM

PAST PAPERS BY WAQAR SIDDHU

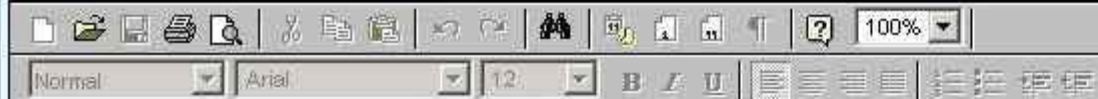
More in PDF From

VU Answer

Get All Solutions.

Can we count a single logical file as both EIF and ILF for the same application?

Answer ([Please click here to Add Answer](#))



“Every task or group of tasks should be associated with a project milestone”. What can be the potential benefit of this?

Answer ([Please click here to Add Answer](#))



Page No. 93

Suggest some of the reasons to "baseline the data".

Answer ([Please click here to Add Answer](#))



Baseline

In order to use the data for estimation and drawing conclusions, it must be base-lined. In

the baseline, data from past projects is collected, cleaned, and put in a database. Such

metrics baseline is used to reap benefits at the process, project, and product level.

Page No. 72

Do you think that macroscopic schedules are sufficient to schedule a project or they should be further refined up to lower level? Provide reasons for your answer.

Answer ([Please click here to Add Answer](#))



For a certain requirement specification note the following:

N_f = Functional requirements = 25

N_{nf} = Non-functional requirements = 5

N_{ui} = number of requirements for which all reviewers had identical interpretation = 10

Answer ([Please click here to Add Answer](#))



For an inventory management system, identify some (at least three) business related risks.

Answer ([Please click here to Add Answer](#))



N_f = Functional requirements = 25

N_{nf} = Non-functional requirements = 5

N_{ui} = number of requirements for which all reviewers had identical interpretation = 10

Calculate the "Lack of Ambiguity" in the requirements given in specification.

Answer ([Please click here to Add Answer](#))



Use this formula

$$n_r = n_f + n_{nf}$$

where

n_r - total number of requirements

n_f - functional requirements

n_{nf} - non-functional requirements

Page No. 71

Now lack of ambiguity in the requirements is calculated as:

$$Q_1 = n_{ui}/n_r$$

Where

n_{ui} - number of requirements for which all reviewers had identical

For an inventory management system, identify some (at least three) business related risks.

Answer ([Please click here to Add Answer](#))



Software EngineeringII (CS605)

Question: 21 (Marks: 2)

Precisely discuss the following two risk management philosophies:

- a) Reactive
- b) Proactive.

There are two basic risk management philosophies, reactive and proactive.

- Reactive – Indiana Jones school of risk management
 - Never worrying about problems until they happened, and then reacting in some heroic way – Indiana Jones style.
- Proactive
 - Begins long before technical work starts
 - Risks are identified, their probability and impact are analyzed, and they are ranked by importance.
 - Risk management plan is prepared
 - Primary objective is to avoid risk
 - Since all risks cannot be avoided, a contingency plan is prepared that will enable it to respond in a controlled and effective manner

Question: **22** (Marks: 2)

Can we count a single logical file as both EIF and ILF for the same application?

Ans

A logical file cannot be counted as both an ILF and EIF for the same application. If the data group satisfies both rules, count as an ILF.

Question: **23** (Marks: 3)

Does software quality depend only on the source code? Comment on it.

Question: **24** (Marks: 3)

Suggest the reason(s) behind performing the feasibility assessment of a project.

Question: **25** (Marks: 5)

“Two software applications having same size in Function points unit may have different number of lines of code”. Do you agree or not? Provide reasons for your answer.

Question: **26** (Marks: 5)

Suppose a project consists of three components i.e. Login-Component, Filter-Component, Transfer-Component. Calculate the overall project's system complexity from the following data:

Component	Structural complexity	Data complexity
Login Component	1	1

Question: **26** (Marks: 5)

Component	Structural complexity	Data complexity
Login Component	1	1
Filter-Component	2	1
Transfer-Component	1	1

Can we count a single logical file as both EIF and ILF for the same application?

Answer:



No we can not because the for ELF the file must be out of the boundary of the system whiile for ILF it should be within the boundry.

What can be the implications, if the feasibility report generated is not correct?

Answer:



Failure of project can occur as the worst. But atleast the constraints managing the project will not be defined which will cause management difficulties.

Does software quality depend only on the source code? Comment on it.

Answer:



Yes, software quality depends on source code as well as GUI and the system to be deployed upon and other factors as well.

If the source code is not written in an effective way and lines of code can be decreased for the same functionality there is a chance of making the system work faster. Moreover if coding conventions are not followed it will give a tough time in maintaining debugging and updating etc.

Can we ensure 100% risk free software development process, i.e. can we guarantee that during the entire software development process there will be no occurrence of any risk. Comment with reasons.

Answer:



No we can not make it 100% but we can minimize is to a large extent. Risk is something that has not been happened but there is a possibility that it could occur and cause the function to fail. So for unidentified issues it is a harder to control than for the identified issues.

"Two software applications having same size in Function points unit may have different number of lines of code". Do you agree or not? Provide reasons for your answer.

Answer:



Lines of code is not function dependent alone. It depends on the programming language, programming skills and experience of developer so i dont agree with that.

For certain software, while fixing the bugs, you found that the frequency of ripple defects was too large. What will you conclude about the quality of that software design?

Answer:



The software design with is not a good design

Why we use software project planning activity?

Answer ([Please click here to Add Answer](#))



Handouts Page No. 80

Discuss the concerns of risk analysis and management?

Answer ([Please click here to Add Answer](#))



Handouts page no. 84

How can we measure the quality of requirement specification document ?

Answer ([Please click here to Add Answer](#))



A requirement specification document is measured in terms of lack of ambiguity, completeness, consistency, correctness; understand ability, verifiability, achievability, concision, traceability, modifiability, precision, and reusability.

Page No. 71

Do you think that macroscopic schedules are sufficient to schedule a project or they should be further refined up to lower level? Provide reasons for your answer.

Answer ([Please click here to Add Answer](#))



Do you think that the use of statistical control techniques like the one given by Walter Shewart is valid (from accuracy point of view) in domain like software engineering? give your comments.

Answer ([Please click here to Add Answer](#))



Can we ensure 100% risk free software development process, i.e. can we guarantee that during the entire software development process there will be no occurrence of any risk. Comment with reasons.

Answer ([Please click here to Add Answer](#))



Give any two quality factors related with revision phase of software.

Answer ([Please click here to Add Answer](#))



Factors related with revision

- Maintainability
- Effort required to locate and fix an error in a program
- Flexibility
- Effort required to modify an operational program
- Testability
- Effort required

page no. 68

“Every task or group of tasks should be associated with a project milestone”. What can be the potential benefit of this?

Answer ([Please click here to Add Answer](#))



Page No. 93

Discuss the term "Effort Validation" in context of software project scheduling.

Answer ([Please click here to Add Answer](#))



Effort validation

Every project has a defined number of staff members. As time allocation occurs, the project manager must ensure that no more than the allocated number of people has been scheduled at any given time.

Page No. 93

Suppose in an application, an ILF or EIF is used in four processes, then how much we will count for that ILF or EIF? Also provide reason.

Answer ([Please click here to Add Answer](#))



Page No. 42

“The relationship between the number of people and time to develop an application is not linear”. What do you understand by this statement?

Answer ([Please click here to Add Answer](#))



The relationship between the number of people and time to develop an application is not linear. It is not as simple as a 120 man-day project can be developed by 1 person working for 120 days or 120 people working for 1 day. The communication and coordination overhead plays a very significant role.

Page No. 95

Consider a human resource management application, which stores the data of the employees. For each employee, the following data is stored:

Personal information
Previous experience
Salary details
Workshops/trainings attended

Answer ([Please click here to Add Answer](#))



Salary details
Workshops/trainings attended

Identify the mandatory and optional record element types (RETs) from the above case study.

Answer ([Please click here to Add Answer](#))



Software EngineeringII (CS605)

Question: **21** (Marks: 2)

Precisely discuss the following two risk management philosophies:

- a) Reactive
- b) Proactive.

Question: **22** (Marks: 2)

Can we count a single logical file as both EIF and ILF for the same application?

Question: **23** (Marks: 3)

Does software quality depend only on the source code? Comment on it.

Question: **24** (Marks: 3)

Suggest the reason(s) behind performing the feasibility assessment of a project.

Question: **25** (Marks: 5)

“Two software applications having same size in Function points unit may have different number of lines of code”. Do you agree or not? Provide reasons for your answer.

Question: **26** (Marks: 5)

Suppose a project consists of three components i.e. Login-Component, Filter-Component, Transfer-Component. Calculate the overall project's system complexity from the following data:

Component	Structural complexity	Data complexity
Login Component	1	1

Question: **26** (Marks: 5)

Component	Structural complexity	Data complexity
Login Component	1	1
Filter-Component	2	1
Transfer-Component	1	1